




2010-11 PHOENIX SUNS MEDIA GUIDE



GET TO THE
GAME

Phoenix Suns 2010-2011 Schedule



OCTOBER/NOVEMBER 2010

S	M	T	W	TH	F	S
24	25	26 POR 7:00PM MY45	27	28 UTAH 7:30PM TNT	29 LA L 7:30PM FSAZ / ESPN	30
	1	2	3 SA 7:00PM FSAZ	4	5 MEM 7:00PM FSAZ	6
7 ATL 2:00PM MY45	8 MEM 6:00PM MY45	9	10	11	12 SAC 7:00PM FSAZ	13
14 LA L 7:30PM MY45	15 DEN 7:00PM FSAZ	16	17 MIA 5:00PM MY45 / ESPN	18 ORL 6:00PM TNT	19	20 CHA 5:00PM MY45
21	22 HOU 8:30PM MY45	23	24 CHI 7:00PM FSAZ	25	26 LA C 7:00PM FSAZ	27
28 DEN 6:00PM MY45	29	30				

FEBRUARY 2011

S	M	T	W	TH	F	S
		1	2 MIL 7:00PM FSAZ	3	4 OKC 7:00PM FSAZ	5
6	7 GS 8:00PM MY45	8	9	10 GS 7:00PM FSAZ	11 UTAH 8:30PM MY45 / ESPN	12
13 SAC 6:00PM MY45	14	15 UTAH 7:00PM FSAZ	16	17 DAL 8:30PM TNT	18 JAL STARS	19 JAL STARS
20 JAL STARS	21	22	23 ATL 7:00PM FSAZ	24	25 TOR 5:00PM MY45	26
27 IND 10:00AM MY45	28 NJ 5:00PM MY45					

DECEMBER 2010

S	M	T	W	TH	F	S
			1	2 GS 8:30PM TNT	3 IND 7:00PM FSAZ	4
5 WASH 6:00PM MY45	6	7 POR 8:00PM MY45	8 MEM 7:00PM FSAZ	9	10 POR 7:00PM FSAZ	11
12	13	14	15 MIN 7:00PM FSAZ	16	17 DAL 7:30PM MY45 / ESPN	18
19 OKC 5:00PM MY45	20 SA 6:30PM MY45	21	22	23 MIA 8:30PM TNT	24	25
26 LA C 1:00PM MY45	27	28	29 PHI 7:00PM FSAZ	30	31 DET 7:00PM FSAZ	

MARCH 2011

S	M	T	W	TH	F	S
		1	2 BOS 5:30PM MY45	3	4 MIL 6:30PM MY45	5
6 OKC 5:00PM MY45	7	8 HOU 7:00PM FSAZ	9	10 DEN 8:30PM TNT	11	12
13 ORL 12:30PM ABC	14 HOU 5:30PM MY45	15	16 NO 5:00PM MY45	17	18 GS 7:00PM FSAZ	19
20 LA C 12:30PM MY45	21	22 LA L 7:30PM TNT	23 TOR 7:00PM FSAZ	24	25 NO 7:00PM FSAZ	26
27 DAL 7:30PM FSAZ / ESPN	28	29 SAC 7:00PM MY45	30 OKC 7:00PM FSAZ	31		

JANUARY 2011

S	M	T	W	TH	F	S
						1
2 SAC 7:00PM MY45	3	4	5 LA L 8:30PM FSAZ / ESPN	6	7 NY 8:30PM FSAZ / ESPN	8
9 CLE 6:00PM MY45	10	11 DEN 7:00PM MY45	12 NJ 7:00PM MY45	13	14 POR 8:30PM FSAZ / ESPN	15
16	17 NY 11:30AM MY45	18	19 CLE 5:00PM MY45	20	21 WASH 7:00PM MY45 / ESPN	22 DET 5:30PM MY45
23	24 PHI 7:00PM MY45	25	26 CHA 7:00PM FSAZ	27	28 BOS 8:30PM FSAZ / ESPN	29
30 NO 6:00PM ABC	31					

APRIL 2011

S	M	T	W	TH	F	S
					1 LA C 7:00PM FSAZ	2
3 SA 10:00AM MY45	4	5 CHI 5:00PM MY45	6 MIN 5:00PM MY45	7	8 NO 5:00PM MY45	9
10 DAL 4:30PM MY45	11 MIN 7:00PM MY45	12	13 SA 7:30PM FSAZ	14	15	16
17	18	19	20	21	22 DET 6:00PM MY45	23
24	25	26	27	28	29	30

HOME AWAY

Table of Contents

MEDIA

- 2Media Information
- 3Media Directory
- 4NBA 2010-11 Key Dates

PERSONNEL

- 6-7Team Directory
- 8Robert Sarver
- 9Jerry Colangelo
- 10Sam Garvin
- 11Rick Welts
- 12Lon Babby
- 13Lance Blanks
- 14-16Executive Staff
- 17-22Front Office Staff
- 23The Gorilla/Suns Dancers
- 24-25Suns Broadcasting
- 26-30Basketball Operations Staff
- 32Roster/Pronunciation Guide

PLAYERS

- 34-64Player Bios
- 65-67Ring of Honor

2009-10 IN REVIEW

- 70NBA Standings/Playoff Results
- 71NBA Team Statistics
- 72NBA Award Winners
- 73Suns Final Statistics
- 74-75Suns Game-by-Game Results
- 76-77Key Dates
- 78Suns Miscellaneous Statistics
- 79Games Missed Due to Injury
- 80Team Highs and Lows

RECORDS

- 82-84Suns Individual Records
- 84-86Suns Team Records – Highs
- 86-87Suns Team Records – Lows

RECORDS (continued)

- 88Suns Top Nights
- 89-90Opponents Individual Records
- 91-92Opponents Team Records – Highs
- 93Opponents Team Records – Lows
- 94Opponents Top Nights
- 95-102Phoenix Arena Records
- 103Regular Season Records
- 104Career Regular Season Leaders
- 105-107Year-by-Year Leaders
- 108-111Record Breakdowns
- 112-113Streaks and Extremes
- 114-115Suns Honor Roll
- 116Coaches Records
- 117-118Attendance Records

HISTORY

- 120-121Fantastic Story
- 122-205Year-by-Year Results
- 206-238All-Time Roster
- 239-247Year-by-Year Transactions
- 248-251Draft History

PLAYOFFS

- 254-260All-Time Playoff Results
- 261Suns Career Playoff Leaders
- 262-263Suns Playoff Records
- 264-265Opponent Playoff Records
- 266All-Time Playoff Breakdown

OPPONENTS

- 268NBA Offices
- 269NBA D-League
- 270-327NBA Teams

COMMUNITY RELATIONS/USAC

- 328-329Suns Community Relations
- 330NBA Cares
- 331-332US Airways Center

Executive Editor: Julie Fie

Editor: Vince Kozar

Associate Editors: DC Headley, Sherry Reed

Printing by Prisma Graphic

Layout by Page One Productions, Inc.

Photography by Barry Gossage, P.A. Molumby, NBA Photos and file photos

Special thanks to: Bob Sertich, Tyler Sumrok, John Olson, Cheyenne Jiron, Elias Sports Bureau

All NBA and team insignias depicted in this publication are the property of NBA Properties, Inc. and the respective teams, and may not be reproduced for commercial purposes without the prior written consent of NBA Properties, Inc. The information contained in this publication was compiled by the Phoenix Suns and is provided as a courtesy to the press and our fans and may be used only for personal or editorial purposes. Any commercial use of this information is prohibited without the prior written consent of the Phoenix Suns.

Media Information

As the Phoenix Suns welcome the beginning of their 43rd NBA season, the 2010-11 campaign is sure to provide many exciting moments. Entering the club's 19th season of basketball action at US Airways Center, the arena remains one of the most accessible in the league. In an effort to continue the Suns tradition of providing the best professional working environment, please note the following guidelines.

Media credentials are issued to working media only. All season and single-game credential holders should enter through the northeast entrance off 3rd Street and Jefferson. Media will call opens two and one-half hours prior to the game. All credentials are non-transferable, and any unauthorized use will subject bearer to ejection from the US Airways Center and confiscation of the pass. **A photo identification will be required to pick up your credential.**

Individual game credentials should be requested through the Suns' Basketball Communications department (phone: (602) 379-7960; fax: (602) 379-7908) a minimum of 36 hours prior to game time or by noon Friday for all Saturday, Sunday and Monday contests. Passes will not be issued on game day. Only requests confirmed via phone or e-mail by the Basketball Communications department will be honored.

Credentials are good for admittance to the arena, media room and both locker rooms. Both the Suns and visiting locker rooms will be open 90 minutes before tip-off until 45 minutes before the game and then again 10 minutes after the game. Coach Gentry's post-game press conference starts approximately 10 minutes after the game in the Pacific Room. Your cooperation is asked in maintaining a working atmosphere. Absolutely NO autographs allowed during media access periods and NO cell phone use is allowed in the locker room.

Photo credentials will be issued in the same manner as other passes. Weekly papers and magazines on assignment may obtain passes by having the photo editor request a single-game credential. It is club and NBA policy NOT to allow freelance photographers access. ALL photographers must have an armband in order to gain floor access. The armbands can be obtained at the media will call check in.

Several communal telephones will be provided, but if you should need a designated phone for your own use, it should be ordered through Vicki Berryman at the US Airways Center (602) 379-2099. The Suns provide wireless service both courtside and in the working press room. A password to access the wireless service should be obtained from our game night staff in the working press room.

Parking is available at the Chase Field parking lot just south of 4th St. and Jackson.


It is our sincere hope that this outline of procedures and guidelines will assist you in your coverage of the National Basketball Association at the US Airways Center. Please call the Basketball Communications department if you need additional assistance.



Julie Fie
Vice President
(602) 379-7916
jfie@suns.com



DC Headley
Manager
(602) 379-7960
dcheadley@suns.com



Vince Kozar
Manager
(602) 379-7994
vkozar@suns.com



Bret Burchard
Coordinator
(602) 514-8305
bburchard@suns.com



Sherry Reed
Assistant to VP
(602) 379-7920
sreed@suns.com

Media Directory



Paul Coro
Arizona Republic

NEWSPAPERS

The Arizona Republic

200 E. Van Buren, Phoenix, AZ 85004
(602) 444-8641, FAX (602) 444-8686
Paul Coro (beat)
Dan Bickley, Paola Boivin,
Bob Young (columnists)
Doug Haller (writer)
Mark Faller (sports editor)
Jay Dieffenbach (asst. sports editor)

Arizona Daily Star

4850 S. Park Ave., Tucson, AZ 85719
(520) 573-4145, FAX (520) 573-4149
Patrick Finley (writer)
Greg Hansen (columnist)
Shannon Conner (sports editor)

Casa Grande Dispatch

P.O. Box 15002, Casa Grande, AZ 85230
(520) 836-7461, FAX (520) 836-0343
Ed Petruska (sports editor)

WIRE SERVICES

Associated Press

1850 N. Central Ave., #640, Phoenix, AZ 85004
(602) 258-8934, FAX (602) 254-9573
Bob Baum, John Marshall (writers)

TEAM BROADCASTERS

KTAR 620 AM – Flagship

201 E. Jefferson St., Phoenix, AZ 85004
(602) 379-7900
Al McCoy (play-by-play)
Tim Kempton (color)
Jeff Munn (alternate play-by-play)

My45 Television

201 E. Jefferson St., Phoenix, AZ 85004
(602) 268-4500
Tom Leander (play-by-play)
Eddie Johnson, Scott Williams (color)
Dan Siekmann (director)
Bob Adlhoeh (producer/director)
Kevin Ray (pregame/halftime host)
Tom Chambers (pregame/halftime co-host)

FOX Sports Arizona Television

201 E. Jefferson St., Phoenix, AZ 85004
(602) 257-8911
Gary Bender (play-by-play)
Eddie Johnson, Scott Williams (color)
Dan Siekmann (director)
Bob Adlhoeh (producer/director)
David Hughes (producer)
Tom Leander (pregame/halftime host)
Tom Chambers (pregame/halftime co-host)

KSUN 1400 AM (Spanish)

714 N. 3rd St., Phoenix, AZ 85004
(602) 252-0030
Ivan Valenzuela (play-by-play)
Gerardo Romo (color)

RADIO

KTAR 620 AM

5300 N. Central Ave., Phoenix, AZ 85012
(602) 274-6200
Kevin Graham (program director)
Jon Bloom, Paul Calvisi (pre/postgame hosts)
Dave Burns (show host)
Mark Asher, John Gambadoro (show hosts)
Doug Franz, Ron Wolfley (show hosts)
Craig Grialou (reporter)
Rodney Lakin, Ryan Lindsay, Eric Sorenson
(producers)

XTRA SPORTS 910 AM

4686 E. Van Buren St., Phoenix, AZ 85008
(602) 374-6000
Smokey Rivers (program director)
Dan Bickley, Mike Jurecki (show hosts)
Mike Bauer (producer)

THE FAN 1060 AM KDUS

1900 W. Carmen, Tempe, AZ 85283
(480) 838-0400
Bob Kemp (show host)
Dan Manucci, Mike Muraco (show hosts)
Kevin McCabe (show host)
CJ Boyle, Angel Velasquez, Carli Brooks
(producers)

ARIZONA NEWS RADIO NETWORK

14605 N. Airport, Ste. 365,
Scottsdale, AZ 85260
(480) 998-2037
George Tanner, Jeff Scott (reporters)

KFYI 550 AM

4686 E. Van Buren St., Phoenix, AZ 85008
(602) 374-6000
Paul Hansen (reporter)

TELEVISION

FOX Sports Arizona

455 N. 3rd St., #290, Phoenix, AZ 85004
(602) 257-9500, FAX (602) 251-8997
Mike Connelly (senior vp/general manager)
Jody Jackson, Mark McClune, Brad Steinke
Todd Walsh (reporters)
Josh Kelman (producer)

KNXV-TV (ABC, Ch. 15)

515 N. 44th St., Phoenix, AZ 85008
(602) 273-1500, FAX (602) 685-6363
Craig Fouhy (director/anchor)
Jeff Heisner (weekend anchor)
Cory Williams (producer/reporter)

KPHO-TV (CBS, Ch. 5)

4016 N. Black Canyon, Phoenix, AZ 85017
(602) 650-0775, FAX (602) 650-0761
Jody Isaac (exec. director/producer)
Scott Smith, Eric Sperling (anchors/reporters)

KPNX-TV (NBC, Ch. 12)

1101 N. Central Ave., Phoenix, AZ 85004
(602) 257-6661, FAX (602) 257-6619
Jill Hanks (executive producer)
Kevin Hunt (anchor)
Bruce Cooper, Joe Pequeno (reporters)
Dave Harrington, Kent Lee
(producers/photographers)

KS AZ-TV (FOX, Ch. 10)

511 W. Adams, Phoenix, AZ 85003
(602) 262-5124, FAX (602) 262-0435
Chris Katsaras (executive producer)
Jude LaCava (director/anchor)
Gayle Jansen, Richard Saenz (reporters)
Jeff Lake, Mark Malerich (producers)

KTVK-TV (Ind., Ch. 3)

5555 N. 7th Ave., Phoenix, AZ 85013
(602) 207-3476, FAX (602) 207-3415
Tim Ring (anchor/director)
Brad Cesmat (reporter)

TELEMUNDO, KTAZ, TV 39

4625 S. 33rd Pl., Phoenix, AZ 85040
(602) 268-2648
Patricia Bates (reporter)

UNIVISION, KTVW, TV 33

6006 S. 30th St., Phoenix, AZ 85042
(602) 232-3500
Felipe Corral (director/reporter)

TUCSON TELEVISION

KGUN-TV (ABC, Ch. 9)

7280 Rosewood St., Tucson, AZ 85710
(520) 722-5486, FAX (520) 733-7062
Dave Silver (director)
Jake Knapp (reporter)

KOLD-TV (CBS, Ch. 13)

7831 N. Business Park Dr., Tucson, AZ 85743
(520) 744-6397, FAX (520) 744-5235
Damien Alameda (director)
Dave Cooney (weekend)

KVOA-TV (NBC, Ch. 4)

209 W. Elm, Tucson, AZ 85743
(520) 624-2477, FAX (520) 884-4644
Ryan Recker (director)

NBA 2010-11 Key Dates

2010

September 16-19	Basketball Without Borders Africa (Barcelona, Spain)
September 24	Training Camps Open for Teams participating in NBA Europe Live presented by EA Sports, NBA Games 2010 in China and Mexico
October 3	NBA Europe Live presented by EA Sports (Milan)
October 4	NBA Europe Live presented by EA Sports (London)
October 6	NBA Europe Live presented by EA Sports (Paris)
October 7	NBA Europe Live presented by EA Sports (Barcelona)
October 22	2010 NBA Preseason ends
October 25	Rosters set for opening day, 6 p.m. ET
October 26	Start of the 2010-11 NBA Regular Season
Oct. 26 – Nov. 2	NBA Tip-Off 2010 presented by Kia Motors

2011

January 5	10-day contracts may now be signed
January 10	All player contracts are guaranteed for the remainder of the season
February 18-20	2011 NBA All-Star Weekend (Los Angeles, CA)
February 24	Trading Deadline, 3 p.m. ET
April 6-9	Portsmouth Invitational Tournament (Portsmouth, VA)
April 13	2010-11 NBA Regular Season ends
April 14	Rosters set for 2011 NBA Playoffs, 3 p.m. ET
April 16	2011 NBA Playoffs begin
April 24	NBA Early Entry Eligibility Deadline (11:59 p.m. ET)
May 2-3	Conference Semifinals begin
May 17-18	Conference Finals begin
May 17	2011 NBA Draft Lottery
June 2	2011 NBA Finals start date (possible move-up to May 31)
June 13	NBA Draft Early Entry Entrant Withdrawal Deadline (5:00 p.m. ET)
June 16	2011 NBA Finals latest possible end date
June 23	2011 NBA Draft



[P]

PERSONNEL

Team Directory

Senior Management

Robert Sarver: Managing Partner
 Jerry Colangelo: Chairman
 Sam Garvin: Vice Chairman
 Jahm Najafi: Vice Chairman
 Rick Welts: President & Chief Executive Officer
 Lon Babby: President of Basketball Operations
 Lance Blanks: General Manager
 Jim Pitman: Executive Vice President, Finance/Administration
 Harvey Shank: Sr. Executive Vice President
 Al McCoy: Sr. Vice President, Broadcasting
 Jason Rowley: Sr. Vice President & General Counsel
 Lynn Agnello: Sr. Vice President, Marketing Partnerships
 Ralph Marchetta: Sr. Vice President, Ticket Operations/General Manager, Sports & Entertainment Services
 Jay Parry: Sr. Vice President, Brand and Business Development

Administrative Staff/Executive Staff

Jacque Alonzo: Assistant to the Managing Partner
 Gloria Santa Cruz: Exec. Asst. to the President & CEO and Vice Chairman
 Ceola Coaston, Jan Forshree: Suns Receptionists
 Gerri Sandy: Exec. Assistant/Office Manager
 Donald Dangmuk: Staff Assistant

Coaching Staff

Alvin Gentry: Head Coach
 Bill Cartwright, Dan Majerle, Igor Kokoskov, Noel Gillespie: Assistant Coaches
 Nenad Trajkovic, Corey Gaines: Player Development

Medical & Training Staff

Aaron Nelson: Head Athletic Trainer
 Mike Elliott: Assistant Athletic Trainer/Strength & Conditioning Coach
 Tom Maystadt: Assistant Athletic Trainer
 Dr. Thomas Carter, Dr. Craig Phelps: Team Physicians
 Jay Gaspar: Equipment Manager
 Joe Proski: Trainer Emeritus
 Dr. Richard Emerson, Dr. Paul Steingard: Team Physicians Emeritus

Player Personnel & Scouting

Mark West: Vice President, Player Programs
 Ann Meyers Drysdale: Vice President
 John Treloar: Director of Player Personnel
 Todd Quinter, John Shumate: Scouts
 Jerome Crawford: Director, Team Security
 Trevor Bukstein: Director, Basketball Operations Administration
 Amin Elhassan: Analytics Assistant
 Treannis Jones: Special Assistant, Basketball Operations
 Elvis Valcarcel: Video Coordinator
 Nick U'Ren: Assistant Video Coordinator

Basketball Communications

Julie Fie: Vice President, Basketball Communications
 DC Headley: Basketball Communications Manager
 Vince Kozar: Basketball Communications Manager
 Bret Burchard: Basketball Communications Coordinator
 Sherry Reed: Assistant to the Vice President, Basketball Communications

Marketing Partnerships

Scott Coleman: Vice President, Marketing Partnerships Activation
 Matthew Wright: Vice President, Marketing Partnerships
 Carlissa Henry: Sr. Account Executive & Local Sales Manager, Marketing Partnerships

Dan Costello: Sr. Account Executive & National Sales Manager, Marketing Partnerships

Todd Merrill, Michael Schockley: Account Executive, Marketing Partnerships

Mandy Medsker: Digital Sales Executive, Marketing Partnerships
 Megan Montgomery: Promotions Manager, Marketing Partnerships
 Devney Preuss: Director, Activation
 Elise Cranston, Livia Van Arsdel: Senior Partnership Activation Specialists

Eric Barkyoub, Megan Gallegos: Partnership Activation Specialist
 Benicia Thompson: Media Traffic Manager, Marketing Partnerships
 Sandra Vega: Accounting Manager, Marketing Partnerships
 Angela Woods: Senior Graphics Manager
 Cheyenne Lopez, Liz Magura, Erin Wolfe: Graphic Designers
 Geoff Budoff: Sr. Director, Suite Experience
 Melissa Fender, Michael Pettit: Suite Service Specialist
 April Johnson: Assistant to the Sr. Vice President, Marketing Partnerships

Public Relations

Jamie Morris LeVine: Senior Director of Public Relations
 Casey Tagatz: Public Relations Coordinator

Phoenix Suns Charities

Kathryn Pidgeon: Executive Director, Phoenix Suns Charities
 Shelby Burgess: Asst. to the Executive Director, Phoenix Suns Charities

Community Relations

Cassidy Kersten: Director of Community Relations
 Chris Mallory: Community Relations Manager
 Jose Moreno: Community Relations Coordinator
 Mark Gretter: Program Director, Jr. Suns/Jr. Mercury
 Kathryn Pidgeon: Executive Director, Phoenix Suns Charities
 Bob Woolf: Mascot Coordinator

Game Entertainment

Kip Helt: Vice President, Game Entertainment
 Shaun Stanhbel: Game Entertainment Manager
 Shayna Kuper: Game Entertainment Coordinator
 Kari Herrick: Manager, Suns Dancers
 Rob Hart: SunsVision Director
 Martin Flores: SunsVision Editor
 Kevin Bonham, Gap Hopper, Nick Williams: SunsVision Producers
 Cedric Ceballos: SunsVision Host
 Devin Nelson: Mascot Coordinator
 Steve Heck: Mascot Assistant
 Jeff Scott: Public Address Announcer
 Shawn Cresspin: Music Director

Marketing

Niki Adams: Senior Director of Marketing
 Jamie Santiago: Marketing Manager
 Rita Rabbini: Marketing and Media Coordinator

Suns Digital

Jeramie McPeck: Vice President, Digital
 Steve Koek: Sr. Manager, Digital & Multimedia
 Josh Greene: Sr. Manager, Digital & Publishing
 Daniel Banks: Digital Design Coordinator
 Dan Hilton: Digital Analytics Coordinator
 Stefan Swiat: Digital Content Coordinator
 Brad Faye: Digital Content Coordinator
 John Olson: Photo Archivist
 Neal Walk: Assistant Photo Archivist

CRM

Jenna Corday: Sr. Director of E-Commerce & CRM
Nick Sharkey: CRM Database Manager
Andrea Lechner-Becker: Database Marketing Coordinator

Suns Productions

Dan Siekmann: Director of Broadcasting, Suns Television
Bob Adlho: Producer/Director, Suns Television
David Hughes: Fox Sports Arizona Game Producer
Marc Goldberg: Senior Producer
Josh Hall, Richard Mendez: Producers
Tommy Johnson: Associate Producer
David Grapentine: Sr. Videographer
Kurt Gasparro: Videographer
Tommy Arguelles: Sports Editor
Roger Dunn: Chief Engineer

Television

My45: Tom Leander, Play-by-Play; Eddie Johnson, Scott Williams, Color
FSN Arizona (Cable): Gary Bender, Play-by-Play; Eddie Johnson, Scott Williams, Color

Radio

KTAR 620 AM: Al McCoy, Play-by-Play; Tim Kempton, Color
KSUN 1400 AM (Spanish): Ivan Valenzuela, Play-by-Play; Arturo Ochoa, Color

Legal

Melissa Flores: Paralegal

Information Services

William Bolt: Vice President, Information Services
Greg Gleason: Sr. Database Manager/Systems Support
Michael McDonald: IT Events Coordinator/Network Manager
Crystal Wiiken: Sr. Systems Manager/Database Support
Michelle Cassata: Help Desk Manager/Administrative Support

Finance

Jon Phillips: Vice President, Finance
Sheila Yammer: Director of Payroll Services
Mary Gilbaugh: Controller
Bridget Black: Assistant Controller
Debbie Gelvin: Accounts Receivable Manager
Terry Garza: Payroll Tax Accountant
Anna Heffron: Payroll Accounting Coordinator
Eric Siegfried: Payroll Specialist
Lisa Leung, Jed Richmond: Staff Accountants
Katrina Chavez: Accounting Assistant
Emily Edlund: Accounts Payable Clerk

US Airways Center

Arena Operations

Alvan Adams: Vice President, Facility Management
Ed Addison: Director of Engineering
Anthony Lee: Senior Conversion Manager
Dino Trejo: Facility Services Manager
Jon Bloom: Director of Security
Jim Bochenek: Director of Event Operations
Vicki Berryman: Director of Telecommunications
Sarah Schock: Suns Event Coordinator
Woodie Browder: Director of Traffic Support Services
Nick Vaerewyck: Assistant Controller
Trent Dutry: Suite Services Manager
Marlo McKinley: Guest Relations Manager
Paul Robb: Guest Services Manager
David Case: Mail Room Manager

Sales and Guest Experience

Jeff Ianello: Vice President, Sales
Matt Lawson: Sr. Account Executive Suns Season Sales
Vince Brunoforte, Ian Davie, Krysten Howey, Kevin Stevenson: Account Executives, Suns Season Sales

Lisa Kowalewski: Sr. Account Executive, Mercury Season Sales
Logan Mayer, Carrie Kmetzo: Account Executive, Mercury Season Sales
Nick Forro: Director, New Business Development
Josh Whaley, Brad Morin, Hairat Agbaje, Travis Campbell, Becky McGlensey, Kevin Scott, Jessie Weitzner, Eva Kohn, Linda Permenter, Josh Wein, Aaron Ternes, Chris Clement: Sales Consultants

Adam Glovitz: TicketPASS and Group Sales Activator
David Segal: Sr. Account Executive, Suns Group Sales
Allison Ahlgrim, Kyle Pottinger, Ernie Vega: Account Executives, Suns Group Sales

Phillip Douglas, Krissy Keen: Account Executives, Mercury Group Sales

Bob Hamer: Director, Organizational Sales
Lawrence Levine, Mick Hoover: Account Executive, Group Sales (SES)
Kyle Hudson: Director, Guest Experience
Sean Bafan, Danielle Dressor: Sr. Sixth Man Experience Specialists
Brian Kerr, Shelli Tharrett, Justin Mora, Khalif Fortune: Sixth Man Experience Specialists
Chris Montgomery: Director, Premium Client Services

Ticket Operations

Brett Wojtulewicz: Vice President, Ticket Operations
Connie Rohrman: Director of Ticket Operations
Jeff Marcussen: Suns Ticket Manager
Esther Aparicio: Season Ticket Account Manager
Paulene Tullie: Ticket Accounting Supervisor
Daniel Serna, Richard Lahaie: Assistant Ticket Managers

Human Resources

Peter Wong: Vice President, Human Resources
Karen Rausch: Director of Human Resources
Jonathan Tellez: Employment Manager
Daniella Gonzalez: Benefits Manager
Mary Martinez: HR Coordinator
Patricia Tejeda: Administrative Assistant

Basketball Communications

Game Night Personnel

Barry Gossage: NBA Photos

Statistical Crew

Jerry Heck: Official Scorer
Fred Clarico, Dana Smith: Official Timer
Mike Orcutt: 24-Second Clock Operator
Rick Showers, Doug King: Scoreboard Operator
Ron Amstutz: Director of Statistical IDS
Brian Hill, Jeff Hosterman, Floyd Agosta, Bryan Nedoff: Statistics Crew

Eric Hodgson, Jeff Stanlis, Jim Brewer, Michael Brenner: Broadcast Statisticians

Marcy Cookman: Press Room Host

Game Night Assistants

Chris Baker, Sue Laskovsky, Michael Marconi, Eddie Ralph, Jessica Von Schell

Other Information

Home Court: US Airways Center (18,422), opened 1992
Address: 201 E. Jefferson Street, Phoenix, AZ 85004
Game Times: 7 p.m., 6 p.m. on Sundays (most games)
Team Colors: Purple, Orange & Black
Phoenix Suns Ticket Office: (602) 379-7867
Phoenix Suns Executive Office: (602) 379-7900
Phoenix Suns Executive Office FAX: (602) 379-7990
Phoenix Suns Basketball Communications: (602) 379-7920
Phoenix Suns Basketball Communications FAX: (602) 379-7908
US Airways Center Executive Office: (602) 379-2000
Web Site Address: www.Suns.com
Internet E-Mail Addresses: (first initial, last name@suns.com)

Robert Sarver

Managing Partner



Robert Sarver, 48, who became the youngest person ever to found a national bank at the age of 23, grew up a Suns fan and attended games as a youth at Veterans Memorial Coliseum after receiving tickets as birthday gifts from Donald Diamond, one of the original owners along with Richard Bloch and Donald Pitt.

The self-made entrepreneur embarked on another challenge as the new majority owner of the Phoenix Suns in 2004-05 and the Suns enjoyed unparalleled success as the club tied a franchise record with an NBA-best 62 wins. Since taking ownership of the Suns, Phoenix has made three trips to the Western Conference Finals and has a cumulative regular season record of 332-160 (.675), third best in the NBA. He serves as a member of the NBA's Board of Governors, Labor Relations Committee, Advisory Finance Committee, and Audit and Compensation Committee. He is also the majority owner of the two-time WNBA Champion Phoenix Mercury (2007, 2009).

He is currently Chairman and CEO of Western Alliance Bancorporation, a \$6 billion bankholding company doing business in Arizona, California, Nevada and Colorado. He is also the co-founder of Southwest Value Partners (SVP), a real estate and investment company, since 1990. He currently serves as a director of SkyWest Airlines and Phoenix-based Meritage Corporation.

A 1979 graduate of Sabino High School in Tucson and a 1982 graduate of the University of Arizona, Sarver earned his bachelor's degree in business administration, and became a certified public accountant in 1983. Sarver spent the first 35 years of his life in Arizona and has returned after living in San Diego for nine years. Sarver has demonstrated a commitment to community and philanthropic contributions, and has helped raise over \$4 million for Phoenix Suns Charities since taking ownership of the club in 2004. Sarver and his wife Penny were also instrumental in helping to build the Children's Museum of Phoenix.

Sarver sits on the Board of Trustees of the Sarver Heart Center at the University of Arizona, which he helped build in memory of his late father, Jack, who was among the first to undergo heart bypass surgery. The center now houses over 40 physicians and researchers dedicated to fighting heart disease. He is also on the board of the Weil Foundation, which supports integrative medicine.

He and his wife Penny, a Kansas City, Mo. native, have three boys.

Jerry Colangelo

Phoenix Suns
Chairman



Jerry Colangelo arrived in the Valley of the Sun in 1968 to take over the expansion Phoenix Suns NBA franchise as the youngest general manager in professional sports and guided the Suns into one of the most successful organizations in the NBA. He brought Major League Baseball to the Valley in 1998 and was chairman of the 2001 World Champion Arizona Diamondbacks. Colangelo was the key element in facilitating the move of the NHL's Winnipeg Jets to the Valley of the Sun to become the Phoenix Coyotes. Colangelo was also on the founding committee for the WNBA, and the Phoenix Mercury were one of the league's inaugural teams in 1997.

Colangelo's impact on the sports scene in Phoenix and the game of basketball has been so great, he was elected to the Naismith Memorial Basketball Hall of Fame in April 2004. He has been among The Sporting News most powerful people in sports for over the last decade and he was appointed as the first Managing Director of the USA Basketball Men's Senior National Team program in April 2005, a position he remains in leading up to the 2012 Olympics in London. Colangelo assembled the coaches and players of the "Redeem Team," who returned USA Basketball to Olympic glory and claimed the gold medal at the 2008 games in Beijing, and also the 2010 squad that claimed the nation's first World Championship crown in 16 years.

The former Chairman of the NBA's Board of Governors, Colangelo has had a major influence on the growth of the NBA. With the Suns, his roles have included general manager, head coach, president, managing general partner, chief executive officer and now chairman. The 42-year tenure with one franchise is the longest in the NBA and he was inducted into the Suns' Ring of Honor, the club's highest honor, on Nov. 4, 2007. Colangelo spent two seasons with the Chicago Bulls working as marketing director, scout and assistant to the president before moving to the Valley to help start the expansion Suns.

Colangelo's commitment to the Valley transcends sports and he is well-known as one of the city's most active community leaders. In recognition of his efforts in the community, Phoenix mayor Phil Gordon proclaimed March 26, 2004, Jerry Colangelo Day in the city of Phoenix. The Valley of the Sun United Way also bestowed its highest honor, the Spirit of Caring award, to Colangelo on June 30, 2005, for his passion for improving lives in the community.

Colangelo enrolled at the University of Kansas, but transferred after his prospective teammate, Wilt Chamberlain, left the Jayhawks for a pro contract. Colangelo transferred to the University of Illinois, where he earned All-Big Ten honors, captained the Illini as a senior and was later inducted into the Illinois Basketball Hall of Fame. He also played two years of baseball at Illinois.

Born November 20, 1939, Colangelo grew up in the "Hungry Hill" neighborhood of Chicago Heights. Colangelo and his wife, Joan, whom he met on a blind date while at the University of Illinois, have four children: Kathy Holcombe, Kristen Brubaker, Toronto Raptors President and General Manager Bryan Colangelo, and Mandie Adams; nine granddaughters and four grandsons.

Sam Garvin

Vice Chairman



Sam Garvin, who launched his own mail-in rebate and consumer promotions company at age 25, enters his seventh season as vice chairman of the Suns after purchasing interest in the club in June 2004.

The self-made entrepreneur founded Scottsdale-based Continental Promotion Group in 1989 and its business grew to over \$1 billion in annual gross revenues and attracted over 500 blue-chip marketers worldwide. After a short stint at a promotion fulfillment firm, he started CPG from the trunk of his car, borrowing from credit cards for seed money. As chairman and chief executive officer from 1989-2005, he managed over 1,200 associates, and organized and executed consumer and trade promotions for Dell, Nestle, Henkel, Costco, BT (British Telecom), HP, Motorola, Disney and Eli Lilly on a global scale.

Garvin, who sold CPG in June 2005, took on additional responsibilities with the Suns shortly thereafter. A Suns fan since 1989, Garvin purchased single-game tickets in the upper bowl when the team played at Veterans Memorial Coliseum and has attended Suns games for the last 18 years. In July 2007, he was appointed an alternate NBA Governor to represent the organization.

Prior to CPG, Garvin served in the Ronald Reagan administration as a staff assistant on the Presidential Commission for the German-American Tri-Centennial. He then went to work for Heinz U.S.A. as a sales merchandiser where he learned the marketing of packaged goods from the ground up. In 1988, he graduated from Thunderbird, one of the top business schools in the country, with a masters of international management specializing in marketing. In 2003, he was awarded a doctor of international law degree, honoris causa, from Thunderbird.

In 1998, Garvin was recognized by the Phoenix Business Journal as one of Arizona's "Top 40 under 40" most influential business leaders. In 1999, he was recognized by then Arizona Governor Jane Hull with the "Governor's Spirit of Success" award. He was twice nominated for Ernst and Young's "Entrepreneur of the Year" award.

An acknowledged philanthropic leader, Garvin is currently on the board of trustees at Thunderbird (which is now known as Thunderbird, the School of Global Management), PCDS (Phoenix Country Day School), Whispering Hope Ranch and Phoenix Suns Charities. In addition to his duties with the Suns, Garvin also serves on several corporate boards including Innovative Brands, Expert Negotiator, LLC, and Direct Brands, LLC. He is the founder of Garvin Promotion Group, an international strategic promotion marketing firm headquartered in Scottsdale, and is also active in real estate and private equity investing through Garvin Holdings, LLC.

Born and raised in Pittsburgh, Pa., Garvin completed his Bachelor of Arts degree with a dual major in political science and German studies at the University of Pittsburgh in three years. He resides in Paradise Valley with his wife Rita and three children.

Rick Welts

President and Chief Executive Officer



The 2010-11 season will mark Rick Welts' ninth season as president of the Phoenix Suns and his second as the club's chief executive officer after being named to the post on April 30, 2009. Welts, who joined the franchise in July 2002, supervises all business operations of the Suns and oversees the club's interests in the management of US Airways Center and the Phoenix Mercury (WNBA).

Welts previously served successful stints in professional basketball with the NBA league office and the Seattle SuperSonics. His association with the NBA office spanned from 1982-99 and he departed as the league's executive vice president, chief marketing officer and president of NBA Properties. Welts helped guide the revitalization of the league and its image through strong marketing initiated by the NBA and he is credited with the creation of the NBA All-Star Weekend concept in 1984, now a league highlight and a standard in both the National Hockey League and Major League Baseball.

He was also responsible for the 1992 Olympics "Dream Team" marketing program as the agent for USA Basketball. In 1998, *Brandweek* magazine named Welts "Marketer of the Year" for his role in creating and launching the WNBA. It was an honor he shared with former WNBA President Val Ackerman. In 2006, he was named the winner of the Splaver/McHugh "Tribute to Excellence" Award, given annually by the NBA Public Relations Directors' Association to a former member of the NBA public relations family who has demonstrated an outstanding level of performance and service during his or her career.

During his tenure at the NBA office Welts supervised league departments including corporate sponsorship and media sales, consumer products, media relations, community relations, team services, special events, creative services, and retail including the NBA Store and the "NBA City" restaurant. He was also responsible for the NBA's international business activities, from placing preseason games in foreign countries to opening the league's first international office in Australia to supervising six regional offices and 75 international employees in Asia, Europe, Australia, Mexico and Canada.

Recruited in 1982 by David Stern, then the NBA's executive vice president for business and legal affairs, Welts joined the NBA as director of national promotions for NBA Properties (NBAP). He established the corporate sponsorship department for the league and in 1983 was named vice president of marketing, NBAP. When Stern became NBA commissioner in February 1984, he promoted Welts to vice president, marketing and communications. Four years later he was promoted again to president of NBA Properties, responsible for virtually all the league's off-court revenue businesses and marketing activities. He added the title of NBA executive vice president and chief marketing officer in 1996.

Welts entered the world of the NBA in 1969 as a ball boy for the Seattle SuperSonics. He remained with the Sonics for 10 years in several different capacities, including director of public relations during Seattle's back-to-back trips to the NBA Finals and the club's lone NBA Championship in 1979.

Following his stint with the Sonics he moved in 1979 to Bob Walsh & Associates, one of the first sports marketing firms in the United States. As vice president, he was involved in creating the first sports subscription cable service (Sonics SuperChannel) as well as representing athletes in the NBA, MLB and NFL.

Welts left the NBA in June 1999 to become president of Fox Sports Enterprises, a new entity that managed Fox interests in facilities and sports teams including the Los Angeles Dodgers, Dodger Stadium, STAPLES Center, the Los Angeles Kings, Madison Square Garden, the New York Knicks and New York Rangers.

In June 2001 along with two partners, Casey Wasserman and Gary Stevenson, Welts became a partner in a sports consulting firm, ONSPORT. Prior to that start-up venture he served as president for one year of "First In Line," a joint venture between USA Network's TicketMaster & SFX.

A native of Seattle, Welts attended the University of Washington.

Lon Babby

President of
Basketball Operations



With almost 35 years as a practicing attorney with Washington, DC-based Williams & Connolly, LLP, Lon Babby brings a wealth of experience as an industry leader in sports and contract negotiations to his new role as the Suns' president of basketball operations. Identified as one of "Washington's Top Lawyers" for media and sports law by Washingtonian magazine, one of the "20 Most Influential Agents" in the nation by Sports Business Journal and one of the 100 most powerful in sports by The Sporting News, Babby joined one of the NBA's most storied franchises as only the fourth basketball president in the team's 43-year history on July 20, 2010.

One of the industry's most successful and well-regarded player agents, Babby brings his unique perspective of having represented players for 16 years to the management side. Babby entered player representation in 1994 when he was retained by current Suns forward Grant Hill. Together the pair devised a new model of player representation based on charging players on an hourly basis, rather than the traditional contract percentage. His principled approach became an alternative that appealed to the elite "good guy" athletes and his stable of clients grew to include some of the NBA's most respected sportsmen, including Boston's Ray Allen, San Antonio's Tim Duncan, Houston's Shane Battier and Hill, a three-time winner of the NBA Sportsmanship Award. Babby also represented marquee Major League Baseball players and the WNBA's Tamika Catchings.

Babby began his career in sports representing first the NFL's Washington Redskins (1977-80) and then MLB's Baltimore Orioles (1979-94). For the Orioles, he was intimately involved in the senior management of the club. He first served as club counsel and then general counsel, overseeing player contract negotiations, advertising and marketing contracts, labor issues and general business matters, including the construction of Oriole Park at Camden Yards.

A graduate of Lehigh University and Yale Law School and former editor of Yale Law Journal, Babby has served as an adjunct professor of law at George Washington University Law School. He began his career as a litigator and handled several high-profile cases including the defense of John Hinckley, Jr., who shot President Reagan. He is a member of the Board of Trustees of the Naismith Memorial Basketball Hall of Fame and in 2007 was elected to the Greater Washington, DC Jewish Sports Hall of Fame.

The 59 year-old Babby was born in Brooklyn, N.Y., and grew up in Valley Stream, N.Y. He and wife, Ellen, met at summer camp at age 16 and have been married for 37 years. The couple has a son, Ken (30), who is a senior executive at The Washington Post Company, and a daughter, Heather (26), who is a marketing specialist at Saks Fifth Avenue in New York. Ken and his wife Jill have a 2-year old son, Josh.

Lance Blanks

General Manager



Suns Management

An experienced and successful talent evaluator, former player and veteran NBA executive Lance Blanks was named general manager of the Phoenix Suns on Aug. 5, 2010.

Blanks combines the high basketball IQ of a former player with a 10-year track record in the front offices of two of the league's most successful franchises over the last decade. The 43-year-old Blanks joins the Suns after spending the last five seasons with the Cleveland Cavaliers as vice president of basketball operations and assistant general manager, a tenure during which the Cavs owned an overall record of 272-138 (.663).

Prior to joining the Cavaliers in 2005, Blanks spent the previous five seasons with the San Antonio Spurs, originally joining the club in 2000 as a scout. Blanks was then promoted to the role of director of scouting in September 2002. During his time in the Alamo City, the Spurs won two NBA Championships and drafted Tony Parker and Luis Scola. He also served as the Spurs' television analyst for both the 2003-04 and 2004-05 seasons.

Selected in the first round of the 1990 NBA Draft (26th overall) by the Detroit Pistons, Blanks spent two seasons with the Pistons and one with the Minnesota Timberwolves, appearing in 142 career NBA games. He played one season in the CBA and three in Europe where he led teams in Hungary and Cyprus to league championships. A former Texas "Mr. Basketball" as a high school standout in 1985, Blanks attended the University of Texas and led the Longhorns to the Elite Eight in the 1990 NCAA Tournament. Blanks' 20.0-point collegiate scoring average ranks third-highest in Longhorn history.

Blanks is active in the NBA's Basketball Without Borders program, which has encouraged positive social change in education, health and wellness through basketball since its inception in 2003. He also serves on the steering committee for the Ron Brown Scholar Program, established in 1996 to provide academic scholarships, service opportunities and leadership experiences to young scholars of outstanding promise. It ranks as one of the nation's leading scholarship programs for youth.

Blanks has two daughters, Riley and Bryn. His father, Sid, played eight NFL seasons with Houston, Washington and New England; his cousin, Larvel, played eight seasons of MLB baseball.



Harvey Shank

Senior Executive Vice President

Harvey Shank enters his 40th season with the Suns and sixth as senior executive vice president. He is responsible for selling radio and television advertising packages, along with signage packages in the 18,422-seat US Airways Center.

Shank, who initially started with the Suns as assistant sales and promotions manager prior to the 1971-72 season, has held titles of senior vice president of corporate sales, vice president of marketing and director of marketing with the organization.

A native of Toronto, Canada, Shank is a 1968 graduate of Stanford University with a political science degree. He pitched four years in the California Angels organization.

An avid nature photographer, Shank had one of his pictures featured on the cover of a national publication, *Nature Photographer* magazine. In addition, he enjoys golf and sports a four-handicap.

Shank was married in 1988 to his wife, Maryse. His son, Jon, played baseball at Stanford. Shank is an advisor on the Fresh Start Men's Board and active in Living Streams Christian Church.



Jim Pitman

Executive Vice President, Finance and Administration

Jim Pitman oversees all accounting, finance, information systems, and insurance aspects of the organization and is in his 12th season as executive vice president of finance and administration. The Suns' NBA finance chief also assists with salary cap and player contract management.

Pitman also oversees all financial aspects of the US Airways Center and Phoenix Mercury (WNBA). Pitman serves as treasurer of Phoenix Suns Charities and is a board member of the US Airways Center Education Foundation and the Valley of the Sun YMCA. He also serves on the Finance Committee for the Valley of the Sun United Way.

Coming to the Suns in 1992 as assistant controller, he moved up to corporate controller and vice president of finance before his most recent promotion. Prior to the Suns, he spent nearly five years in the audit division of the Phoenix office of Arthur Andersen with client responsibility in the professional sports, hospitality, and wholesale distribution industries.

A native of Rio, Ill., Pitman is a 1987 graduate of the University of Illinois where he earned a degree in accountancy.

Pitman and his wife Linda live in Phoenix. He has two children, Amy (17) and Kyle (15), and lists basketball, softball and golf as his favorite out-of-office activities.



Lynn Agnello

Senior Vice President, Marketing Partnerships

Lynn Agnello enters her 10th season as the Senior Vice President of Marketing Partnerships for the Phoenix Suns and Phoenix Mercury (WNBA). Agnello oversees all business operations of the Marketing Partnerships department, including sales, activation, and creative services for corporate partners. In addition, Agnello also oversees Suite Sales and Services, which is a new addition to her management responsibilities this year. Agnello's main focus is creating integrated marketing opportunities, customized for each client, that will differentiate and amplify the partner's brand and support their business initiatives. She has built an unprecedented discipline of full-service sales and activation, generating revenue through partnership packages which include broadcasts in HD, digital media, radio, cable, print, website, signage, and promotional elements. Since joining the Suns organization in 2001, she has led the franchise to a double-digit increase in sponsor revenue and now collaborates with over 100 sponsors.

Agnello currently serves on the Board of Directors for Fresh Start Women's Foundation, Phoenix Suns Charities, and the Greater Phoenix Chamber of Commerce.

Agnello graduated from Indiana University where she earned a degree in business and telecommunications. In 1989, Agnello moved to Phoenix from Miami, Fla., where she specialized in broadcast media and sales. Prior to her position with the Suns, she spent 10 years as the National Sales Manager for various premiere radio stations and cable networks.

Agnello was born and raised in Goshen, Ind. In her spare time, she enjoys spending time with friends and her 11-year-old son, Dominick.



Al McCoy

Senior Vice President, Broadcasting KTAR 620 AM Radio Play-by-Play

Al McCoy has been called the dean of NBA play-by-play announcers and has been "The Voice of the Suns" for 38 memorable years, nearly the length of the franchise's existence.

McCoy first hit the air during a preseason game on September 27, 1972, and has been synonymous with Suns basketball ever since. From "Shazam" to "Zing Go the Strings" to "Heartbreak Hotel," McCoy has cultivated an unparalleled style.

McCoy will forever be remembered for his call in the 1976 Suns-Celtics NBA Finals at Boston Garden when he had to fling an inebriated fan off his lap as he was describing "The Shot Heard 'Round The World" by Garfield Heard that sent the game into the third of three overtimes.

The 2010-11 season will mark his 39th season and he will call play-by-play action on KTAR Radio and the Suns radio network. McCoy's term with the Suns is the longest consecutive run with one team among current NBA broadcasters. His many contributions to the sport were recognized when he received the 18th Annual Curt Gowdy Media Award from the Naismith Memorial Basketball Hall of Fame during Enshrinement Weekend in September 2007 in Springfield, Mass. The Suns honored him with the Al McCoy Media Center, dedicated in October 2007.

In 2010, Phoenix Magazine named McCoy the best play-by-play announcer in their annual "Best of the Valley" issue for the 12th consecutive year. He's the only broadcaster to win the award since it debuted in 1999. McCoy was honored with a Silver Circle Award from the Arizona chapter of the National Academy of Television Arts & Sciences and a Lifetime Achievement Award from the House of Broadcasting (a radio and television museum). He also became the first play-by-play announcer to be inducted into the Arizona Broadcasters Association Hall of Fame on Oct. 19, 2004.

McCoy's broadcasting career began in 1951 at KJFJ Radio in Webster City, Iowa when he was a freshman at Drake University. In 1958, he arrived in Arizona to do play-by-play for the Triple-A Phoenix Giants baseball club. He has also covered Phoenix Roadrunners hockey, Arizona State football and basketball and filled in as a backup for the Arizona Diamondbacks.

A native of Williams, Iowa, a tiny farming community, McCoy was a member of his high school basketball team and was influenced by legendary broadcasters Harry Caray, Bert Wilson and Jack Brickhouse. He received his degree in drama-speech from Drake University and performed graduate work at the University of Iowa. In 1994, McCoy received Drake's Alumni Achievement Award.

He and wife Georgia, a Valley artist, have three sons: Mike, and twins Jay and Jerry. A culinary critic, he is the club's expert on gourmet restaurants around the league. McCoy is an accomplished jazz pianist.



Jason Rowley

Senior Vice President and General Counsel

Jason Rowley begins his fourth season with the Suns as the chief legal officer for the NBA club as well as the organization's other entities, the Phoenix Mercury and US Airways Center. As General Counsel, Rowley is responsible for all legal matters pertaining to the organization's basketball, business and arena operations.

Rowley began his legal career in 2001 with the law firm of Snell & Wilmer in Phoenix. At Snell, his practice included private and public mergers and acquisitions, complex real estate transactions, securities regulation, entity formation, commercial contracts, and general business law.

Prior to joining the Suns, Rowley served for two years as corporate counsel for the Van Tuyl Group, the nation's largest privately held automotive retailer. While at Van Tuyl, his practice focused on real estate and dealership acquisitions and development, as well as general corporate and contract law.

Rowley is involved in a number of civic organizations. He is a Thunderbird, the non-profit group that hosts the FBR Open, serves on the Board of Directors for Special Olympics Arizona, and is actively involved in Phoenix Suns Charities.

Rowley received his bachelor's degree and J.D. from the University of Arizona, and prior to entering law school served in the US Navy. He and his wife Kristi have two beautiful little girls, Abigail (4) and Lucille (1).



Jay Parry

Senior Vice President, Brand and Business Development

After seven seasons as president and chief operating officer of the WNBA's Phoenix Mercury, Jay Parry joins the Suns as Senior Vice President of Brand and Business Development. She oversees all day-to-day operations of the Ticket Sales, Premium Seats, Suns Digital Media, CRM and Database Marketing, Public Relations, Marketing and Community Relations departments.

In seven years at the helm of the Mercury, Parry helped lead the organization to two WNBA championships (2007, 2009) and to double-digit business growth in the areas of corporate partnerships and acquiring new fans. Perhaps most notably, Parry was a driving force behind the Mercury's innovative alliance with Tempe-based LifeLock, an industry leader in identity theft protection, that resulted in the first-ever corporate-branded jersey in WNBA or NBA history. The partnership was originally announced in June 2009 and then expanded to include the club's practice jerseys in March 2010, blazing the trail for other major league sports teams to sell sponsorships on jerseys.

Prior to joining the Mercury, Parry served as executive vice president of Bank of America's 10-state central region.

A native of Del Mar, California, Parry earned her Bachelor's Degree in Finance from the University of Colorado in Boulder. She currently serves on the boards of Arizona Women's Education and Employment (AWEE), Harris Private Bank, Phoenix Thunderbird Charities and Phoenix Suns Charities.



Julie Fie

Vice President, Basketball Communications

Julie Fie, a senior member of the NBA's public relations community, serves as the club's primary liaison between the media and the team's players and management for all basketball communications. Fie and her staff are responsible for media interviews and requests and the dissemination of information locally, nationally and internationally. This includes news conferences, press releases, game night press accommodations and credentialing, the production of media guides, game notes, and statistics.

A former member of the NBA Public Relations Advisory Board, Fie joined the Suns in 1992. In 2007, she and her staff won the inaugural Professional Basketball Writers Association Media Relations Staff of the Year award, now known as the Brian McIntyre Award. Fie, now in her 19th season with the Suns, was promoted to her current position in July 1998.

Originally joining the NBA with the Kansas City Kings as assistant public relations director, Fie was elevated to director the following season and remained with the club as the franchise relocated to Sacramento. She remained there until joining the Suns.

A communications graduate from Iowa State University, Fie spent two years as an undergraduate with the ISU sports information department. She is a native of Jefferson, Iowa.



Jeramie McPeck

Vice President, Digital

Jeramie McPeck enters his 19th season with the Suns and leads the organization's digital and social media efforts, including eight in-house websites, the teams' channels on Facebook and Twitter, as well as the club's print publications.

Under his guidance, Suns.com has twice been named the top team site in the league by The Sports Business Journal (2002, 2004) and received the Website of the Year Award from the NBA in 2007. McPeck was also recognized with two Rocky Mountain Emmy Awards in 2008 for his direction of the Suns' official fan community (PlanetOrange.net) and a virtual tour of the team's clubhouse (SunsLockerRoom.com).

In addition to his position with the Suns, McPeck is the editor at large for the NBA's official magazine, HOOP.

A Phoenix native, McPeck graduated from Arizona State University in 1995 with a degree in journalism. He and his wife, Amy, have two children, Sam and Abby.

Phoenix Suns Front Office Staff

Basketball Staff



Ann Meyers Drysdale
Vice President



Dr. Thomas Carter
Team Physician



Dr. Craig Phelps
Team Physician



Tom Maystadt
Assistant Athletic Trainer



Jay Gaspar
Equipment Manager



Nenad Trajkovic
Player Development



Corey Gaines
Player Development



Trevor Bukstein
Director, Basketball Operations Administration



Amin Elhassan
Analytics Assistant



Trennis Jones
Special Assistant, Basketball Operations



Elvis Valcarcel
Video Coordinator



Nick U'Ren
Assistant Video Coordinator

Executive Staff



Jacqué Alonzo
Assistant to the Managing Partner



Gloria Santa Cruz
Exec. Assistant to the President & CEO and Vice Chairman



Ceola Coaston
Suns Receptionist



Jan Forshee
Suns Receptionist



Donald Dangmuk
Staff Assistant



DC Headley
Basketball Communications Manager

Basketball Communications



Vince Kozar
Basketball Communications Manager



Bret Burchard
Basketball Communications Coordinator



Sherry Reed
Asst. to the V.P. Basketball Communications

Marketing Partnerships



Scott Coleman
Vice President Marketing Partnerships Activation



Matthew Wright
Vice President Marketing Partnerships



Carlissa Henry
Sr. Account Executive & Local Sales Manager, Marketing Partnerships

Personnel

Phoenix Suns Front Office Staff



Dan Costello
Sr. Account Executive &
National Sales Manager,
Marketing Partnerships



Todd Merrill
Account Executive
Marketing Partnerships



Michael Shockley
Account Executive
Marketing Partnerships



Mandy Medsker
Digital Sales Executive
Marketing Partnerships



Megan Montgomery
Promotions Manager
Marketing Partnerships



Devney Preuss
Director, Activation



Elise Cranston
Senior Partnership
Activation Specialist



Livia Van Arsdell
Senior Partnership
Activation Specialist



Eric Barkyoumb
Partnership Activation
Specialist



Megan Gallegos
Partnership Activation
Specialist



Benicia Thompson
Media Traffic Manager
Marketing Partnerships



Sandra Vega
Accounting Manager
Marketing Partnerships



Angela Woods
Senior Graphics
Manager



Cheyenne Lopez
Graphic Designer



Liz Magura
Graphic Designer



Erin Wolfe
Graphic Designer



Geoff Budoff
Sr. Director
Suite Experience



Melissa Fender
Suite Services
Specialist



Michael Pettit
Suite Services
Specialist



April Johnson
Assistant to the Sr. V.P.
Marketing Partnerships



Jamie Morris LeVine
Senior Director of
Public Relations



Casey Tagatz
Public Relations
Coordinator



Kathryn Pidgeon
Executive Director
Phoenix Suns Charities



Shelby Burgess
Assistant to the
Executive Director,
Phoenix Suns Charities

Public Relations

Phoenix Suns Charities

Phoenix Suns Front Office Staff

Community Relations



Cassidy Kersten
Director of Community Relations



Chris Mallory
Community Relations Manager



José Moreno
Community Relations Coordinator



Mark Gretter
Program Director
Jr. Suns/Jr. Mercury



Bob Woolf
Mascot Coordinator

Game Entertainment



Kip Helt
Vice President
Game Entertainment



Shaun Stanhibel
Game Entertainment Manager



Kari Herrick
Manager
Suns Dancers



Luis Egurrola
Coordinator
Sunsationals



Rob Hart
SunsVision Director



Martin Flores
SunsVision Editor



Kevin Bonham
SunsVision Producer



Hap Hopper
SunsVision Producer



Nick Williams
SunsVision Producer



Devin Nelson
Mascot Coordinator

Marketing



Niki Adams
Senior Director
of Marketing



Jamie Santiago
Marketing Manager



Rita Rabbini
Marketing and Media
Coordinator

Suns Digital



Steve Koek
Senior Manager
Digital & Multimedia



Josh Greene
Senior Manager
Digital & Publishing



Daniel Banks
Digital Design
Coordinator



Dan Hilton
Digital Analytics
Coordinator



Stefan Swiat
Digital Content
Coordinator



Brad Faye
Digital Content
Coordinator

Personnel

Phoenix Suns Front Office Staff



John Olson
Photo Archivist



Jenna Corday
Sr. Director of
E-Commerce & CRM



Nick Sharkey
CRM Database Manager



**Andrea
Lechner-Becker**
Database Marketing
Coordinator



Dan Siekmann
Director of
Broadcasting, Suns TV



Bob Adlhoch
Producer/Director
Suns TV



David Hughes
Fox Sports Arizona
Game Producer



Marc Goldberg
Senior Producer



Josh Hall
Producer



Richard Mendez
Producer



Tommy Johnson
Associate Producer



David Grapentine
Senior Videographer



Kurt Gasparro
Videographer



Tommy Arguelles
Sports Editor



Melissa Flores
Paralegal



William Bolt
Vice President
Information Services



Greg Gleason
SR Database Manager/
Systems Support



Michael McDonald
IT Events Coordinator/
Network Manager



Crystal Wieken
SR Systems Manager/
Database Support



Michelle Cassata
Help Desk Manager/
Administrative Support



Jon Phillips
Vice President, Finance



Sheila Yammer
Director of
Payroll Services



Mary Gilbaugh
Controller



Bridget Black
Assistant Controller

Phoenix Suns/US Airways Center



Debbie Gelvin
Accounts Receivable
Manager



Terry Garza
Payroll Tax Accountant



Anna Heffron
Payroll Accounting
Coordinator



Eric Siegfried
Payroll Specialist



Lisa Leung
Staff Accountant



Jed Richmond
Staff Accountant



Emily Edlund
Accounts Payable Clerk

Arena Operations



Ralph Marchetta
Sr. V.P., Ticket Operations/
General Manager, Sports &
Entertainment Services



Alvan Adams
Vice President,
Facility Management



Jon Bloom
Director of Security



Jim Bochenek
Director of Event
Operations



Vicki Berryman
Director of
Telecommunications



Sarah Schock
Suns Event Coordinator



Woodie Browder
Director of Traffic
Support Services



Trent Dutry
Suite Services Manager



David Case
Mail Room Manager

Sales and Guest Experience



Jeff Ianello
Vice President
Sales



Matt Lawson
Sr. Account Executive
Suns Season Sales



Vince Brunoforte
Account Executive
Suns Season Sales



Ian Davie
Account Executive
Suns Season Sales



Krysten Howey
Account Executive
Suns Season Sales



Kevin Stevenson
Account Executive
Suns Season Sales



Nick Forro
Director, New Business
Development



Adam Glovitz
TicketPASS and
Group Sales Activator

Phoenix Suns/US Airways Center



David Segal
Sr. Account Executive
Suns Group Sales



Allison Ahlgrim
Account Executive
Suns Group Sales



Kyle Pottinger
Account Executive
Suns Group Sales



Ernie Vega
Account Executive
Suns Group Sales



Bob Hamer
Director
Organizational Sales



Kyle Hudson
Director
Guest Experience



Sean Bafan
Senior Sixth Man
Experience Specialist



Danielle Dressor
Senior Sixth Man
Experience Specialist



Brian Kerr
Sixth Man Experience
Specialist



Justin Mora
Sixth Man Experience
Specialist



Khalif Fortune
Sixth Man Experience
Specialist



Chris Montgomery
Director
Premium Client Services



Brett Wojtulewicz
Vice President
Ticket Operations



Jeff Marcussen
Suns Ticket Manager



Peter Wong
Vice President
Human Resources



Karen Rausch
Director of
Human Resources



Jonathan Tellez
Employment Manager



Mary Martinez
HR Coordinator



Patricia Tejada
Administrative
Assistant



Barry Gossage
Team Photographer

Ticket Operations

Human Resources

NBA Photos

The Gorilla

Position: C. G. O. (Chief Gorilla Officer)
Height: 5' Ape"
Weight: 350 (All muscle)
Years Pro: 30 (Gorilla years - 62)
High School: Hairy Truman
 (Mon-Key West, FL)
College: Fur-man University '80
Acquired: Signed as a flea agent in 1980



The Suns' Gorilla is ready for another great season! This year, just like the past 30 years, he plans to take your breath away with his awesome dance moves, dangerous stunts, and high-flying dunks. So get on your feet and get loud!

Success should be the Gorilla's middle name. Last year, Go was not only with the team every step of the way through a successful season, but he made over 350 appearances in the community. Our furry friend visited schools and hospitals, supported numerous charities and visited local business, made cameos in many commercials, including a hilarious ESPN commercial that was aired nationwide.

The Gorilla traveled to Mexico, Canada,

California, Texas, and to cities across the state of Arizona. And there is no doubt this year will be even better!

If you are interested in having the Gorilla at your event, or want to view exciting videos and other fun pages for the whole family, visit sunsgorilla.com.

Suns Dancers



Top Row: Sumer, Bethann, Monique, Amira, Serena, Brittini **3rd Row:** Geminise, Rachel, Carla, Shannon, Danielle P.
2nd Row: Noelle, Heather, Danielle K., Brittney **Bottom Row:** Jenna, Lauren, Courtney

Suns Broadcasting

**Gary Bender, FOX Sports Arizona Play-by-Play**

Gary Bender will begin his 18th season handling play-by-play duties for Suns home game telecasts.

A native of Ulysses, Kan., Bender spent three seasons with Turner Sports on weekly NBA coverage and Sunday Night NFL telecasts, and also covered the NBA Playoffs for Turner Sports. He has done play-by-play on ESPN, ABC and CBS Sports for the NBA, Major League Baseball and college football and basketball. Other highlights include working the Masters Golf Tournament, 1988 Winter Olympics in Calgary, Canada, Pan American Games, and World

University Games.

After graduating from Wichita State in 1962, he earned a master's in television/film from Kansas and covered Jayhawk sports from 1967-69. Bender was inducted into the Kansas Sports Hall of Fame in 2008 and the Phi Delta Theta Sports Hall of Fame in 2010. He spent six seasons as voice of the Green Bay Packers while covering University of Wisconsin sports. He also served for two years as the radio play-by-play voice of the Chicago Bears and handled play-by-play duties for the St. Louis Rams for four seasons.

Bender and wife Linda have been married for 47 years and have two sons: Trey and Brett. In 1994, he released his book, *Call of the Game: What Really Happens in the Broadcast Booth*.

**Eddie Johnson, My 45 and FOX Sports Arizona Color Analyst**

A familiar face and voice returns as Eddie Johnson enters his 11th season as a color analyst for the team's television broadcasts. For the seventh consecutive year, he will work alongside both Tom Leander and Gary Bender on the team's My 45 and FOX Sports Arizona telecasts and will share color analyst duties with Scott Williams.

A 17-year NBA veteran, Johnson served as the color analyst on the Phoenix Mercury television broadcasts for the first two seasons of the team in 1997 and 1998. He also provided analysis for ESPN Radio during the WNBA playoffs, including the Mercury's run to the WNBA

Finals in 1998.

Johnson was a guest analyst for NBA Showtime on NBC during the NBA Playoffs 2000 after serving as color analyst for Arizona State men's basketball broadcasts on Fox Sports Net during the 1999-00 season.

Johnson has the distinction of being the NBA's all-time leading scorer among players with no All-Star appearances with 19,202 points, an average of 16.0 points per game. One of the NBA's best pure jump shooters, "E.J." shot .472 from the field and .840 from the foul line while playing for Kansas City/Sacramento, Phoenix, Seattle, Charlotte, Indiana, Denver and Houston.

Originally a second-round pick (No. 29) by the Kansas City Kings in 1981, Johnson spent six years in the Kings organization before he was traded to Phoenix on June 21, 1987 for Ed Pinckney and a second-round pick. The University of Illinois graduate played three-plus seasons for the Suns from 1987-90. In the 1988-89 campaign he helped Phoenix improve to a 55-27 record from 28-54 the previous season and was named the NBA's Sixth Man of the Year.

The Chicago native has maintained a Phoenix residence since his Suns playing days and is the President of JJJ Sports, which conducts basketball clinics and produces instructional videos (www.jumpshotclub.com). He is also the President and co-founder of Teamfone.com (www.teamfone.com) a communications company that caters to groups and organizations. He and his wife Joy have a son, Justin (21), and daughter, Jade (18).

**Tim Kempton, KTAR 620 AM Radio Color Analyst**

Tim Kempton, a former role player on the 1992-93 Suns team that won a franchise-record 62 games and advanced to the 1993 NBA Finals, will provide color analysis for KTAR Radio for the eighth year in a row alongside play-by-play announcer Al McCoy.

The University of Notre Dame graduate was selected in the sixth round of the 1986 NBA Draft by the L.A. Clippers and averaged 4.5 points and 2.8 rebounds in 280 career games in eight seasons with the Clippers, Charlotte Hornets, Denver, Phoenix, Cleveland, Atlanta, San Antonio and Toronto.

Kempton, who played his last season in the NBA in 1997-98, was previously part owner of the Phoenix Eclipse from the ABA in 2001-02 and served as color analyst covering the Phoenix Mercury and Arizona State University's men's basketball. Active in local youth sports, Kempton serves as a coach for Arcadia Ratpack baseball, Arizona Premiere Basketball Academy and Monsoon basketball.

He and wife, Suzanne, have three sons and one daughter: Timothy (15), Michael (13), Matthew (12) and Catherine (9).

Suns Broadcasting

**Tom Leander, My 45 Play-by-Play, FOX Sports Arizona Pre-Game Host**

Once a ballboy for the Phoenix Suns (1976-78), Tom Leander has been a fixture on the local sports broadcasting scene for over a decade. After moving from the studio to the broadcast booth in 2003, Leander begins his eighth season as the Suns' play-by-play broadcaster for all Suns games televised on My 45 and is a pre-game host for all FSN Arizona telecasts.

Beginning in 1993, Leander served as studio host/producer of the Suns Gametime and Suns Halftime Shows for KUTP 45. From 2000-03, he held the same responsibilities for the Suns pre-game, halftime and post-game shows on Cox 9. He also hosted the franchise's weekly magazine show, Suns Jam Session, on KUTP 45 for one season (2002-03).

In addition to his studio work, Leander has television play-by-play experience that includes nine seasons with the Arena Football League's Arizona Rattlers, 10 seasons with the WNBA's Phoenix Mercury, two seasons with the Continental Indoor Soccer League's Arizona Sandsharks and six seasons of backup duties for Suns games on Cox 9. In 2009, he added play-by-play duties on FOX Sports Arizona for Arizona State University football to his resume.

Leander began his broadcasting career at his alma mater, Loyola Marymount University in Los Angeles, where he did three seasons of radio play-by-play for the school's men's basketball team. Leander's broadcast experience also includes stints as a sportscaster for KMST-TV in Monterey, Calif. (1986-88) and KOLD-TV in Tucson (1988-91) as well as KTSP-TV and KNXV-TV of Phoenix.

A graduate of Brophy College Preparatory in Phoenix, Leander and his wife Sandy have three children: Lauren, Keaton and Bryson.

**Scott Williams, My 45 and FOX Sports Arizona Color Analyst**

Former Suns center Scott Williams returns for his third season as a television color analyst after joining the broadcast team originally in 2008.

Williams came to the Suns from FSN Wisconsin, where he filled an array of roles on Milwaukee Bucks' broadcasts, including pre- and postgame host, sideline reporter and color analyst.

A three-time NBA Champion with the Chicago Bulls (1991, '92, '93) and a member of the Bulls team that defeated the Suns in the 1993 NBA Finals, Williams began his broadcasting career with the Cleveland Cavaliers and FSN Ohio after retiring from the NBA in 2004-05. The former 6-10 center spent two campaigns with the Cavs as a color analyst, broadcasting more than 40 regular and postseason games each season.

A veteran of 15 seasons as an NBA player, Williams played for seven teams, including the Suns from 2002-04. Williams was a teammate of Steve Kerr in Chicago during the 1993-94 season. The former University of North Carolina Tar Heel appeared in 746 career games with the Bulls, Philadelphia 76ers, Bucks, Denver Nuggets, Suns, Dallas Mavericks and Cavaliers, and 94 career playoff games in eight postseason appearances. Interestingly, Williams is one of just eight players in NBA history to win an NBA title in each of his first three seasons in the league. Additionally, he owns the distinction of being one of just two players (Larry Hughes) to play alongside both Michael Jordan and LeBron James.

Williams is involved with Athletes Against Drugs, the Boys & Girls Club of America, the YMCA, the United Way, Domestic Violence Center and local children's hospitals.

Williams majored in Radio, Television and Motion Pictures at UNC. The 42-year-old Williams and his wife, Lisa, have two children, Benjamin and Ava.

**Arturo Ochoa, KSUN 1400 AM Spanish Radio Color Analyst**

Arturo Ochoa, a native of Cananea, Sonora, Mexico will provide color analysis for all 41 Suns home games for the seventh consecutive season, and his eighth overall, on Spanish Radio KSUN 1400 AM.

The Northern Interamericana University graduate made his broadcasting debut for KSUN radio covering the Phoenix Suns in 2000-01. He was also part of KSUN's Arizona Diamondbacks Spanish radio broadcasts from 2006-08.

Ochoa makes his home in Phoenix.

**Ivan Valenzuela, KSUN 1400 AM Spanish Radio Play-by-Play**

Ivan Valenzuela, a resident of Goodyear, Arizona, joins the Suns' broadcast team in 2010 and will provide play-by-play for all 41 Suns home games on Spanish Radio KSUN 1400 AM.

A graduate of Phoenix College, Valenzuela has been on the local broadcast scene since 2000, as both a producer and on-air talent with Entravision, Univision and KPHE/TV44. Currently, he is a sports anchor and producer of "Punto Deportivo" on TV44, a position he has held since 2007.

Valenzuela is a graduate of Carl Hayden High School in Phoenix.

Alvin Gentry

Head Coach



A 50-win season, a return to the playoffs and homecourt advantage with a squad few picked to contend for a postseason spot, and two NBA Coach of the Month awards: not bad for Alvin Gentry's first full season as head coach of the Phoenix Suns.

A coaching veteran of more than 30 years in the professional and collegiate ranks, Alvin Gentry was named the 14th head coach in Suns history on May 9, 2009, after originally being elevated to the role of interim head coach on Feb. 16, 2009. In just 113 games under his leadership, Gentry's Suns have compiled a 72-41 (.637) record, giving him the third-highest win percentage among coaches in franchise history (Paul Westphal, Mike D'Antoni).

In his first full season as the Suns' head man in 2009-10, Gentry was a two-time NBA Western Conference Coach of the Month winner for November 2009 and March 2010. He guided the team to 54 wins, his career-high as a coach, and earned his second career playoff berth as a head coach, first since 1998-99 as leader of the Detroit Pistons. Gentry coached the Suns to 10 postseason victories in 2010, tied for the second-most in a single postseason in franchise history, and became just the fifth coach in franchise history to lead his team to a Western Conference Finals berth in his first full season.

In addition to winning, Suns basketball under Gentry has featured two signature qualities: a high-scoring brand of basketball that has made the team the league's most exciting to watch and a dominant homecourt advantage.

For the second-straight season and for the fifth time in six seasons that Gentry has been with the organization, the Suns led the NBA in scoring in 2009-10. During his tenure as head coach, Phoenix has averaged 112.3 points, even more than the trendsetting Suns posted from 2004-05 to 2007-08 (109.8).

Since taking over with 31 games remaining in 2008-09, Gentry has compiled the seventh-best home record of any NBA head coach in that span (46-12), a mark that includes an impressive .838 win percentage against the ultra-competitive Western Conference (31-6).

Named the club's interim head coach after the 2009 All-Star break, Gentry's 31-game tenure with the Suns in 2008-09 saw him lead the club to a 46-36 (.561) finish, the second-most victories for a non-playoff team in the 25-year history of the NBA's 16-team playoff format, as he compiled the highest winning percentage of any interim coach in the NBA (.561). He returned the Suns to the franchise's high-scoring roots as Phoenix averaged an astounding 117.7 points following his promotion and raised its overall scoring average five full points to 109.4 for the season, best in the NBA. The Suns opened Gentry's tenure with a bang: a 40-point victory, the largest following a coaching change in NBA history, and three-straight 140-point efforts, the first time the NBA had seen such prolific scoring in three consecutive games in nearly two decades.

Originally hired by the Suns as an assistant coach on June 1, 2004, Gentry served in that position the previous four-plus seasons before earning the midseason promotion in 2008-09. In 21 seasons in the NBA, Gentry has worked alongside some of the game's most respected coaches, including Larry Brown, Kevin Loughery, Doug Collins and Mike D'Antoni, who have combined for more than 2,000 NBA victories.

Gentry is at the helm of his fourth NBA team after stints with the Los Angeles Clippers (2000-03), Detroit Pistons (1997-2000) and Miami Heat (1995). Gentry took over for Collins in Detroit on Feb. 2, 1998, and the next season his 1998-99 squad earned a playoff berth. In 2001-02, his second season with the Clippers, he guided Los Angeles to an improbable 39-43 (.476) record, the team's highest win total in nearly 10 seasons, a season after leading the club to a 16-win improvement in 2000-01, his rookie campaign with the club.

Gentry received his first head coaching opportunity with the Miami Heat, taking over for Loughery on Feb. 14, 1995, after serving as an assistant with the Heat from 1991-95. Miami compiled a 15-21 (.417) record under his guidance.

The 55-year-old Gentry, who assisted the USA Basketball Men's Senior National Team in training camp as they prepared for the 2006 FIBA Men's World Championships in Japan, made his entrance into the NBA as an assistant to Brown with the San Antonio Spurs in 1988-89. That came the season after serving under Brown with the 1988 NCAA Champion Kansas Jayhawks men's basketball team. Gentry subsequently moved to the Clippers for one season as an assistant under Mike Schuler.

He played point guard at Appalachian State for coaching legends Press Maravich, the father of "Pistol Pete," and former Georgia Tech Head Coach Bobby Cremins. Gentry graduated from Appalachian State with a degree in management in 1977.

After graduation, his cousin, former NBA All-Star David "Skywalker" Thompson, got him a tryout with the Denver Nuggets and although he didn't make the cut, he made an impression on Brown, who later hired him.

Gentry began his coaching career as a graduate assistant at the University of Colorado during the 1977-78 season. After one year working in private business, he returned to the bench when he received his first full-time collegiate assistant coaching job at Baylor in 1980. Gentry then returned to Colorado as an assistant coach from 1981-85 before joining Brown at Kansas.

Gentry and his wife Suzanne have two children, Ryan Marcus and Matthew Jackson. He also has one daughter, Alexis.

Coaching Staff


Bill Cartwright
Assistant Coach

A five-time NBA Champion as a player and coach, Bill Cartwright enters his third season on the Suns' coaching staff. Cartwright's wealth of knowledge and experience stems from 16 seasons in the NBA as a player, 11 as an assistant and parts of three seasons as head coach of the Chicago Bulls (151 games).

Cartwright, 52, served five seasons as an assistant in the Bulls organization under Phil Jackson (1996-98) and Tim Floyd (1998-2001). Under Jackson, Cartwright was on the staff of both the 1997 and 1998 NBA Champion clubs. While with Floyd, the former 7-1 center was responsible for the development of power forwards and centers, including 2000 NBA Rookie of the Year Elton Brand. Cartwright served as an assistant coach with the New Jersey Nets for four seasons before joining the Suns in 2008.

Destined to be a coach, Cartwright was nicknamed "Teach" while playing because of his ability to pass on his knowledge of the game and its players to teammates. In 16 years as an NBA big man, Cartwright was tutored by some of the game's best coaches, including Red Holzman, Hubie Brown, Doug Collins, George Karl and Jackson. He finished his playing days with regular season career averages of 13.2 points and 6.3 rebounds in 963 games and postseason averages of 8.9 points and 5.4 rebounds in 124 playoff games.

Originally selected by the New York Knicks with the third overall pick of the 1979 NBA Draft, Cartwright spent his first nine seasons in the Big Apple before a June 27, 1988, trade sent him to Chicago and helped propel the Bulls to their first three NBA Championships. Cartwright was an NBA All-Star in 1980 and a member of the All-Rookie Team in 1979.

In four seasons as a standout athlete at the University of San Francisco, Cartwright graduated as the Dons all-time leading scorer, averaging 19.1 points and 10.2 rebounds. A three-time All-American and three-time West Coast Conference Player of the Year, he was recently named one of the WCC's 50 Greatest Student-Athletes of All-Time. In 1994, he earned a master's degree in organizational development and human resources from his alma mater.

He is active with Chicago's Allendale Association, a non-profit organization that houses and educates children who have been victims of abuse or have special needs, and also the Boys and Girls Club of Waukegan (Illinois).

A native of Sacramento, Calif., Bill and his wife, Sheri, have four children: Justin, Jason, James and Kristin, and two grandchildren, Gavin and Trey.


Dan Majerle
Assistant Coach

Suns legend and Ring of Honor inductee Dan Majerle begins his third season in the NBA's coaching ranks after being named an assistant on June 20, 2008. Majerle has served as the head coach of the Suns' Las Vegas Summer League squads in 2008, 2009 and 2010.

Originally selected with the 14th overall pick by the Suns in the 1988 NBA Draft, Majerle made seven playoff appearances as a player with Phoenix (1988-95). Majerle quickly became a permanent fan favorite while playing eight seasons in Phoenix (1988-95, 2001-02). The 6-6 swingman, who was a member of the Suns' 1993 Western Conference Championship squad, played one season in Cleveland and five in Miami under Hall of Fame Coach Pat Riley following his departure from Phoenix via trade on Oct. 7, 1995. The 45-year-old concluded his career as a Sun following the 2001-02 season in Phoenix where he sank his then-franchise-record 800th and final career three-pointer with 25.3 seconds remaining in the season finale on April 17, 2002, versus Dallas. Suns guard Steve Nash surpassed that mark in 2009-10.

"Thunder Dan" was inducted into the Suns Ring of Honor, the team's highest honor, on March 9, 2003. At the ceremony, Suns Chairman Jerry Colangelo announced the creation of the Dan Majerle Hustle Award, explaining, "When you think of Dan Majerle, you think of a guy who gave maximum effort in every game, every practice...in everything he did. It is this work ethic that inspired the creation of the award." It is given annually to a Suns player exemplifying those attributes and was won most recently in 2010 by Jared Dudley.

Majerle was a three-time All-Star (1992, 1993, 1995) who became the first reserve in NBA history to be voted an All-Star starter in 1995 when the game was held in Phoenix. The 14-year NBA veteran ranks 18th in NBA history with 1,360 three-pointers made and holds the NBA Finals record with 17 three-pointers made in a series against Chicago in 1993.

Before joining the Suns' coaching staff, Majerle spent the previous four seasons as an analyst on Suns' television broadcasts. He made his broadcast debut working for TNT during the 2003 NBA Playoffs and has also worked for ESPN and ABC.

The Traverse City, Mich., native has four children: Madison, McKenzie, Mia and Max.



Igor Kokoskov

Assistant Coach

Igor Kokoskov (kuh-KOS-kov) enters his third season as a member of the Suns' coaching staff and his 11th season overall as an NBA assistant. He spent the previous five seasons with the Detroit Pistons, reaching the conference finals in each campaign, earning two NBA Finals appearances and the 2004 NBA title.

Prior to joining the Pistons, Kokoskov served as an assistant with the Los Angeles Clippers from 2000-03 under then-head coach Alvin Gentry, becoming the first full-time, non-American assistant coach in NBA history. Kokoskov later became the first non-American assistant to win an NBA championship and also the first to serve on an NBA All-Star Game coaching staff. He owns the distinction of being the first European coach to hold a full-time position with an NCAA Division I-A school when he served as an assistant at the University of Missouri during the 1999-00 season with current Milwaukee Bucks General Manager John Hammond.

The native of Belgrade, Serbia, owns extensive international experience as a head coach and assistant coach. He was an assistant with the Serbian national team at the 2004 Athens Olympics and 2005 European Championships under renowned European coach Zeljko Obradovic. Kokoskov has enjoyed three successful summers (2008-10) as the national team head coach for the Republic of Georgia, which in 2010 qualified for the 2011 European Championships. Prior to his move to the United States, the 38-year-old instructed the former Yugoslavia's top amateur and professional players for eight years, including a stint as an assistant coach for the nation's junior national team.

Kokoskov, who was an assistant for the Suns' 2008 and 2009 Las Vegas Summer League squads, has participated in the NBA's Basketball Without Borders program and administered other clinics throughout Africa and Europe.

He and wife Patricia were married in the summer of 2009 and reside in Scottsdale.



Noel Gillespie

Assistant Coach/Advance Scout

Noel Gillespie begins his eighth season overall with the Suns and this season adds the role of assistant coach to his duties as the club's advance scout. In this role, he aids the coaching staff in their game preparation for upcoming opponents and compiles a scouting report for each game.

Gillespie served as part-time advance scout under Todd Quinter for two seasons prior to being named the team's advance scout in 2008, and spent the previous four seasons as the Suns' video scouting coordinator. During the past five offseasons, Gillespie has served as an assistant coach for the Suns' Las Vegas Summer League squad. He began his career with the organization in 2003 as the assistant video coordinator for the Suns and the video coordinator for the WNBA's Phoenix Mercury.

A native of Milwaukee, Wis., and a graduate of the University of Wisconsin-Whitewater, Gillespie got his start with the Indiana Pacers in 2001, assisting the video, scouting and coaching staffs. Gillespie then worked as a graduate assistant at Florida State University in 2002 before joining the Suns.

He and wife, Sherry, are the proud parents of Jack, born in September 2008.



Aaron Nelson

Head Athletic Trainer

Aaron Nelson enters his 11th season as the head athletic trainer, only the second in team history after replacing Suns Ring of Honor member Joe Proski in July 2000. When hired, he was the second-youngest head athletic trainer in the NBA. Prior to his promotion, Nelson served as the Suns' assistant athletic trainer beginning in 1993.


Included in his role are the prevention, treatment and rehabilitation of injuries and assisting in the travel operation of the team.

Nelson, who was named the Joe O'Toole NBA Athletic Trainer of the Year and the Trainer of the Year by the National Basketball Athletic Trainers Association for 2009, is certified and licensed as an athletic trainer, performance enhancement specialist (PES) and corrective exercise specialist (CES). He is a member of the National Athletic Trainers Association (NATA), Arizona Athletic Trainers Association (AZATA), National Academy of Sports Medicine (NASM) and National Basketball Athletic Trainers Association (NBATA). He currently serves as an adjunct professor at A.T. Still University teaching Human Movement Dysfunction for the Master of Science in Human Movement Science curriculum. In the Spring of 2010, Nelson was appointed to serve on the Arizona Board of Athletic Training. Nelson served as the athletic trainer for the USA Basketball Men's Select Team that helped prepare the 2007 USA Senior National Team for the FIBA Americas Championship in Las Vegas.

Following graduation from Iowa State University in December 1992, Nelson spent the spring 1993 semester as a graduate assistant at Arizona State University. While an undergraduate, he was a student athletic trainer for four years under NATA Hall of Famer Frank Randall. He earned a Bachelor of Science degree in physical education with an emphasis on athletic training and a minor in health. Nelson, who is a member of the Performance Advisory Board for the National Academy of Sports Medicine, received his Master of Science degree in exercise science from California University at Pennsylvania.

In the summer of 2004, Nelson completed a two-week volunteer internship with the United States Olympic Committee (USOC) in the sports medicine department at the Olympic training facility in Chula Vista, Calif., working primarily with track and field and paralympic athletes.

The Manning, Iowa native is the brother-in-law of former Suns guard Jeff Hornacek. He and wife Jessica have two sons, Andrew (3) and Logan (1).


**Mike Elliott****Strength and Conditioning Coach/Assistant Athletic Trainer**

Beginning his eighth season as a member of the Suns' athletic training staff, Mike Elliott this season enters his second campaign as the club's head strength and conditioning coach/assistant athletic trainer. In his role, he is responsible for all aspects of player strength and conditioning and assists Nelson with daily recognition, care and treatment of team-related medical issues.

Elliott, who joined the Suns full-time in 2003-04 as assistant athletic trainer, accepted a position as the lead strength and conditioning coach for the British Men's National Team in 2010 as the team trains for the 2012 Olympic Games in London.

Elliott is a certified athletic trainer, performance enhancement specialist (PES) and corrective exercise specialist (CES) from the National Academy of Sports Medicine (NASM). He received his Master of Science in performance enhancement and injury prevention from California University at Pennsylvania in 2005 and did his undergraduate work in exercise science at Arizona State University where he was in the athletic training program under Perry Edinger and former Suns strength coach/assistant athletic trainer and current Dallas Mavericks Head Athletic Trainer Casey Smith.

The Phoenix native is a 1997 graduate of Brophy College Preparatory.

**John Treloar****Director of Player Personnel**

John Treloar joins the Suns as director of basketball operations after being named to the post on Sept. 15, 2010. In his new role, Treloar will assist President of Basketball Operations Lon Babby and General Manager Lance Blanks in personnel decisions and will lead the club's draft scouting process.

Before joining the Suns, Treloar, 53, spent the last two seasons as the head coach of the NBA Development League's Erie BayHawks, an affiliate of the Cleveland Cavaliers and Toronto Raptors, where he was also responsible for all personnel decisions. Treloar joined the expansion franchise in 2008, and both assembled the squad and led it to a playoff berth in club's inaugural season.

A 30-year veteran of basketball as both a coach and general manager, Treloar's head coaching experience at the professional level was established over eight seasons in the CBA with the Wichita Falls Texans (1990-94), Chicago Rockers (1994-95) and Connecticut Pride (1996-97). His teams made seven playoff appearances in eight seasons and in 1991 Treloar became just the second coach in league history to win a championship in his first season on the bench. While in the CBA, Treloar competed against coaches like George Karl, Flip Saunders, Eric Musselman and Terry Stotts, all of whom eventually became NBA head coaches. Prior to becoming a coach, Treloar served as general manager for both the Mississippi Jets (1987-88) and Texans (1988-89).

Treloar enjoyed success as an assistant coach at Louisiana State University (2004-08) and Indiana University (1997-2004) under Bob Knight and Mike Davis, helping to guide the Hoosiers to six NCAA Tournament appearances and the 2002 Final Four.

A native of Clinton, Miss., Treloar and wife, Debra, have two children, Taylor and Trey. He earned a bachelor's degree in business administration from Bellhaven College and a master's degree in behavioral studies from the University of Alabama.



Mark West

Vice President, Player Programs

One of the most popular Phoenix Suns on the court, Mark West joined the club's front office in 2001 and has been the team's Vice President of Player Programs since March 2006. In his role, West carries out a range of duties focusing on the business of basketball, player relations and development and community representation. West also serves as the team liaison for the NBA Player Development program administered by the league.

West was a member of the Suns from 1988-94 and then again in the 1999-2000 season. He currently ranks third in NBA history in field goal percentage (.580) behind only Shaquille O'Neal (.581) and Artis Gilmore's .599 rate, and West led the NBA in shooting in 1989-90 when he shot .625 from the field.

West came to the Suns with Kevin Johnson in a trade with Cleveland on Feb. 25, 1988, and Phoenix had a 335-180 (.650) record from 1988-89 to 1993-94 with at least 53 victories in each season and a run to the 1993 NBA Finals. In addition to his eight-year tenure with Phoenix, West played for Dallas, Milwaukee, Cleveland, Detroit and Indiana.

Born in Fort Campbell, Ky., West graduated from Old Dominion in 1983 with a degree in business administration, and earned a master's degree in business administration in 2010 from the University of Phoenix. He and his wife Elaine have two sons, Markus and Markyle.



Todd Quinter

Scout

Todd Quinter begins his 25th season in the Suns' basketball operations department.

Most recently, Quinter served as the club's director of player personnel and, for two seasons before that, was the team's assistant coach/director of scouting where he focused on college scouting and assisted in the club's advance scouting, aiding the coaching staff in their game preparation for upcoming opponents. Quinter closed out his 17-year advance scouting career by serving in that capacity for the gold-medal winning USA Basketball Men's

Senior National Team during the 2008 Olympics.

Quinter joined the organization in 1986 as a video coordinator and worked with the Suns' staff in preparation for the annual NBA Draft, training camp and the Suns' summer league participation. In addition, he served as basketball coordinator of the NIKE Desert Classic pre-draft camp from 1996-2000.

"TQ" graduated from Lebanon Valley College (Annville, Pa.) in 1980 with a Bachelor of Science in sociology. While playing basketball at LVC he broke three school assists records and was twice named team Most Valuable Player. In 1997, he was inducted into the Lebanon Valley College Athletic Hall of Fame.

Born in Nazareth, Pa., home of the world famous racing Andretti family. Quinter, is a cousin to singer Glenn Frey of the Eagles. He and wife Kim have four children, Tessa (11), Olivia (14), Jake (16) and Adam (25).



John Shumate

Scout

Entering his 14th season with the Suns organization overall, one-time Suns draft pick John Shumate brings a wealth of experience to the club after serving over 30 years as a player, coach, college scout and community relations representative.

Originally Phoenix's first-round pick (fourth overall) in the 1974 NBA Draft, Shumate was named NBA All-Rookie First Team in 1975-76 after sitting out his rookie season with a blood clot injury. During his seven-year NBA career, he averaged 12.3 points and 7.5 rebounds in 318 games with the Suns, Buffalo, Detroit, Houston, San Antonio and Seattle.

At the conclusion of his playing career in 1981, Shumate coached 17 consecutive years at the college and pro level at Notre Dame (assistant coach, 1981-83, 1986-88), Grand Canyon College (now Grand Canyon State, head coach, 1983-86), Southern Methodist University (head coach, 1988-94) and the NBA's Toronto Raptors (assistant coach, 1995-98).

Shumate rejoined the Suns organization as a community relations representative in 1998 and later as a scout for the Suns beginning in 2000, a role he returns to in 2010. He accepted the WNBA Phoenix Mercury's head coaching position in 2003 for a lone season before returning to the Suns scouting staff full-time in 2004 where he served until being named an assistant coach. Shumate was an assistant coach for the Suns in 2009-10.

A native of Elizabeth, New Jersey, Shumate and wife Mary have three children, Brittany, John and Lee.

32 GAMES SUNS IN HD

FS ARIZONA

WE BRING THE SUNS HOME



FOXSPORTS ARIZONA.COM

2010-11 Roster

No.	Player	Pos.	Ht.	Wt.	Birthdate	College/City	Yrs Played
1	Josh Childress	G/F	6-8	210	06/20/83	Stanford	4
55	Earl Clark	F	6-10	225	01/17/88	Louisville	1
2	Goran Dragić	G	6-3	190	05/06/86	Ljubljana, Slovenia	2
3	Jared Dudley	F	6-7	225	07/10/85	Boston College	3
8	Channing Frye	C	6-11	245	05/17/83	Arizona	5
33	Grant Hill	F	6-8	225	10/05/72	Duke	16
22	Matt Janning	G	6-4	198	06/22/88	Northeastern	R
0	Dwayne Jones	F/C	6-11	251	06/09/83	St. Joseph's (PA)	5
31	Gani Lawal	F	6-9	234	11/07/88	Georgia Tech	R
15	Robin Lopez	C	7-0	255	04/01/88	Stanford	2
13	Steve Nash	G	6-3	178	02/07/74	Santa Clara	14
23	Jason Richardson	G	6-6	225	01/20/81	Michigan State	9
19	Hedo Turkoglu	F	6-10	220	03/19/79	Istanbul, Turkey	10
21	Hakim Warrick	F	6-9	219	07/08/82	Syracuse	5

HEAD COACH: Alvin Gentry (Appalachian State)

ASSISTANT COACHES: Bill Cartwright (San Francisco), Dan Majerle (Central Michigan),
Igor Kokoskov (Belgrade), Noel Gillespie (Wisconsin-Whitewater)

HEAD ATHLETIC TRAINER: Aaron Nelson (Iowa State)

Numerical Roster

- 0 Dwayne Jones
- 1 Josh Childress
- 2 Goran Dragić
- 3 Jared Dudley
- 8 Channing Frye
- 13 Steve Nash
- 15 Robin Lopez
- 19 Hedo Turkoglu
- 21 Hakim Warrick
- 22 Matt Janning
- 23 Jason Richardson
- 31 Gani Lawal
- 33 Grant Hill
- 55 Earl Clark

Pronunciation Guide

Goran Dragić	(GORE-on DRAH-gitch)
Igor Kokoskov	(kuh-KOS-kov)
Gani Lawal	(GON-ee luh-WALL)
Dan Majerle	(MAR-lee)
Hedo Turkoglu	(HE-doe TURK-o-lue)



P

PLAYERS

Josh Childress #1



Guard/Forward 6-8 210

Current NBA Season: 5

Born: 6/20/83, Harbor City, CA

College: Stanford

Acquired: Sign-and-trade with Atlanta 7/14/10 in exchange for 2012 second-round pick.

Status: Signed through 2014-15

International Career

Spent both the 2008-09 and 2009-10 seasons with the Olympiacos Piraeus in Greece after signing a three-year deal with the club on July 23, 2008... In 2009-10, led team to a 23-3 record in Greek League play, a berth in the Greek League Finals and 2010 Greek National Cup... Averaged 15.8 points, 5.4 rebounds and 27.8 minutes in 31 games in Greek League play while shooting 58.6 percent from the field... Averaged 15.2 points, 4.8 rebounds and 31.8 minutes in 20 games in Euroleague play... Scored in double figures 46 of 51 games, including 11 efforts of 20 or more points... Notched a season-high 28 points on Jan. 3 against AEK... In 2008-09, averaged 14.1 points and 3.9 rebounds in 26.0 minutes while shooting 61.7 percent from the field in Greek League play... Notched 8.8 points, 4.6 rebounds and 1.1 assists in 24.2 minutes in his first experience in Euroleague play that season.

Pro Career

AWARDS AND RECOGNITION

2005 NBA All-Rookie Second Team... 2009-10 All-Euroleague Second Team while playing in Greece... Two-time winner of the Atlanta Hawks' Jason Collier Memorial Trophy, given annually to the individual most committed to community involvement and outreach.

CAREER NOTES

Acquired by the Suns on July 14, 2010 in a sign-and-trade deal with the Atlanta Hawks, who owned his rights, in exchange for a 2012 second-round pick... Originally selected with the sixth overall pick of the 2004 NBA Draft by the Hawks, spent first four career seasons (only four NBA seasons) in Atlanta... Signed with Greek club Olympiacos Piraeus on July 23, 2008 and spent two seasons there... Owns career NBA averages of 11.1 points, 5.6 rebounds and 1.8 assists in 31.3 minutes in 285 games (67 starts)... Has averaged double-digit scoring in every professional season... Has shot 50 percent or better from the field in three of four NBA seasons and is a career 52.2-percent shooter overall... Last NBA season was 2007-08 when he was one of the league's top sixth men and helped an upstart Hawks team end an eight-year playoff drought and push their opening round series with the eventual champion Boston Celtics to seven games... Was the second-leading scorer of any player who did not start a game (J.R. Smith) in 2007-08... That season, ranked sixth in the NBA in field goal percentage (career-high .571), establishing the third-best single-season mark in Atlanta franchise history... Averaged a career-high 13.0 points in 2006-07... In 2005-06, would have led the league in three-point percentage (.492) and ranked third in field goal percentage (.552) had he met the statistical minimums to qualify in those categories... Earned All-Rookie Second Team honors in 2005, becoming the first Hawk to do so since Jason Terry in 2000, after averaging 10.1 points and 6.0 rebounds in 80 games... Selected to play for the United States team at the 2003 Pan American Games in the Dominican Republic.

College

Three-year performer at Stanford, averaged 12.3 points, 6.8 rebounds and 1.8 assists in 86 games... 2003-04 Pac-10 Player of the Year, the first in school history... Finalist for the Rupp, Naismith and Wooden Player of the Year Awards as a junior... First Team All-American as a junior... Led the school to three NCAA Tournament appearances and the 2003-04 Pac-10 Title... 2004 Pac-10 Tournament MVP... Name appears 17 times in Stanford record books... In his final season, averaged 15.7 points, 7.5 rebounds and 2.7 assists while scoring in double figures in 22 of 23 games... Named honorable mention Pac-10 Freshman in 2002... Became only the second freshman to start his first game in head coach Mike Montgomery's 18-year tenure at the school (Brevin Knight).

Personal

Full name is Joshua Malik Childress... Son of Dave and Teri Childress... Two older brothers, Jamal and Onye, and one younger brother, Chris... Attended classes at Stanford during the offseason where he is pursuing a degree in sociology... Would be a neurosurgeon if he was not an NBA player... Hosts a summer basketball camp in Northern California... At Stanford, volunteered with Young Black Scholars, a mentoring and tutoring student group which also performed community service projects... Sociology major... Featured on the cover of ESPN's college basketball video game in 2004... Was an AAU teammate of Mavericks center Tyson Chandler... McDonald's High School All-American at Mayfair High School in Lakewood, Calif... Favorite NBA player growing up was Scottie Pippen... Calls Gilbert Arenas the toughest player for him to play against in the NBA... Enjoys playing tennis and bowling... Big fan of the television show "Family Guy" and "The Matrix" movie series... Listens to rap and R&B and his favorite artists are Lil Wayne, Kanye West and Drake... Halo and Call of Duty are his favorite video games... Favorite football team is the Oakland Raiders... Has a dog named Beast... Wears a size 14 shoe.



Players

NBA Regular Season Statistics

YEAR	TEAM	G	MIN	FIELD GOALS		3-POINT		FREE THROWS		REBOUNDS		AST	STL	BLK	PTS	- AVERAGES -		
				FGM-FGA	PCT	FGM-FGA	PCT	FTM-FTA	PCT	OFF-DEF	TOT					RPG	APG	PPG
04-05	Atlanta	80	2376	302-642	.470	13-56	.232	190-231	.823	195-287	482	151	74	35	807	6.0	1.9	10.1
05-06	Atlanta	74	2249	278-504	.552	32-65	.552	154-201	.766	134-253	387	131	86	39	742	5.2	1.8	10.0
06-07	Atlanta	55	2024	261-518	.504	26-77	.338	167-210	.795	123-217	340	127	58	36	715	6.2	2.3	13.0
07-08	Atlanta	76	2274	327-573	.571	22-60	.367	222-275	.807	174-199	373	117	71	43	898	4.9	1.5	11.8
TOTALS		285	8923	1168-2237	.522	93-258	.360	733-917	.799	626-956	1582	526	289	153	3162	5.6	1.8	11.1

NBA Playoff Statistics

YEAR	TEAM	G	MIN	FIELD GOALS		3-POINT		FREE THROWS		REBOUNDS		AST	STL	BLK	PTS	- AVERAGES -		
				FGM-FGA	PCT	FGM-FGA	PCT	FTM-FTA	PCT	OFF-DEF	TOT					RPG	APG	PPG
07-08	Atlanta	7	205	22-42	.524	0-2	.000	6-12	.500	15-25	40	11	1	5	50	5.7	1.6	7.1

Career Highs

POINTS - 26 (2 times, last 1/4/08, Atlanta at Indiana)

REBOUNDS - 15 (2/23/05, Atlanta at Golden State)

ASSISTS - 8 (1/20/06, Atlanta vs. Milwaukee)

BLOCKS - 3 (6 times, last 3/14/08, Atlanta vs. L.A. Clippers)

STEALS - 5 (2 times, last 3/23/07, Atlanta vs. Portland)

FGM - 10 (4 times, last 2/2/08, Atlanta vs. New Jersey)

FGA - 17 (2/23/05, Atlanta at Golden State)

3-PT FGM - 3 (2/15/06, Atlanta at L.A. Lakers)

3-PT FGA - 4 (6 times, last 1/31/07, Atlanta vs. Golden State)


FTM - 11 (4/1/05, Atlanta vs. Boston)

FTA - 14 (4/1/05, Atlanta vs. Boston)

MINUTES - 53 (3/23/07, Atlanta vs. Portland)

Earl Clark

#55


Forward **6-10** **225** **Current NBA Season: 2**
Born: 1/17/88, Plainfield, NJ **College: Louisville**
Acquired: Selected with the 14th pick (first round) of the 2009 NBA Draft
Status: Signed through 2010-11; Team Options: 2011-12, 2012-13

2009-10

In his rookie NBA season, appeared in 51 games, all as a reserve, and averaged 2.7 points and 1.2 rebounds in 7.5 minutes... Scored in double figures three times (1-2), the first three of his career, on Nov. 12 at LA Lakers, Nov. 27 at Minnesota and Jan. 16 at Charlotte... Scored a career-high 14 points off the bench in that Nov. 27 contest on perfect 6-of-6 shooting, a career-high for field goals made... Grabbed a career-high eight rebounds off the bench on Nov. 12 at LA Lakers... Assigned to the Iowa Energy of the NBA Development League from March 15-21... In first and only D-League assignment of the season, saw action in three games, averaging 20.7 points, 9.0 rebounds and 34.3 minutes while shooting 50.0 percent from the field overall (24-of-48)... In his D-League debut March 17, tallied 27 points and 12 rebounds in 45 minutes... Made his NBA debut in the season opener Oct. 28 at LA Clippers, playing 20 minutes... Following his rookie season, was a member of the Suns' Las Vegas Summer League squad for a second-straight year... Averaged 14.8 points (2nd-team), 5.0 rebounds (3rd) and 0.8 blocks (2nd) in five games (five starts).

Pro Career

Selected by the Suns with the 14th overall pick in the first round of the 2009 NBA Draft... Became the 17th early entry candidate selected by Phoenix in franchise history... Fourth Louisville product overall drafted by the Suns, joining Al Vitcheck (1972), Allen Murphy (1975) and Charles Jones (1984), the first taken in the first round... Member of the Suns' entry in the 2009 Las Vegas Summer League... Averaged 11.3 points (4th-team), 7.0 rebounds (1st-team) and 1.0 block (2nd-team) in four games (all starts).

College

Three-year performer at the University of Louisville, established career averages of 10.6 points, 7.0 rebounds and 1.7 assists in 104 games (63 starts)... 2009 All-Big East Third Team and All-Big East Tournament selection as a junior... 2008 NCAA Region All-Tournament Team as a sophomore... In his final collegiate season as a junior, averaged career highs of 14.2 points and 8.7 rebounds, both of which led the team that earned the No. 1 overall seed in the 2009 NCAA Tournament (second time in school history)... Demonstrated his versatility by averaging

NBA Regular Season Statistics

YEAR	TEAM	G	MIN	FIELD GOALS			3-POINT		FTM-FTA	PCT	REBOUNDS		AST	STL	BLK	PTS	- AVERAGES -		
				FGM-FGA	PCT	FGM-FGA	PCT	FTM-FTA			OFF-DEF	TOT					RPG	APG	PPG
09-10	Phoenix	51	383	56-151	.371	2-5	.400	28-36	.722		18-44	62	21	7	13	140	1.2	0.4	2.7

NBA Playoff Statistics

YEAR	TEAM	G	MIN	FIELD GOALS			3-POINT		FTM-FTA	PCT	REBOUNDS		AST	STL	BLK	PTS	- AVERAGES -		
				FGM-FGA	PCT	FGM-FGA	PCT	FTM-FTA			OFF-DEF	TOT					RPG	APG	PPG
09-10	Phoenix	3	12	1-3	.333	0-0	-	2-2	1.000		0-2	2	1	1	0	4	0.7	0.3	1.3

Career Highs

POINTS - 14 (11/27/09 at Minnesota)

REBOUNDS - 8 (11/12/09 at L.A. Lakers)

ASSISTS - 2 (3 times, last 1/2/10 vs. Memphis)

BLOCKS - 2 (2 times, last 1/31/10 vs. Houston)

STEALS - 1 (7 times, last 2/21/10 vs. Sacramento)

FGM - 6 (11/27/09 at Minnesota)

FGA - 9 (3 times, last 1/16/10 at Charlotte)


3-PT FGM - 1 (2 times, last 3/14/10 vs. New Orleans)

3-PT FGA - 1 (5 times, last 3/14/10 vs. New Orleans)

FTM - 4 (2 times, last 3/14/10 vs. New Orleans)

FTA - 4 (3 times, last 4/3/10 at Milwaukee)

MINUTES - 22 (11/12/09 at L.A. Lakers)



a career-high 3.2 assists and 1.4 blocked shots as a junior, both second-best on the team... Averaged 18.0 points, 9.0 rebounds and 4.6 assists in his final Big East Tournament, as Louisville claimed the school's first Big East Tournament title... Over final two collegiate postseasons, averaged 15.0 points, 8.0 rebounds and shot 56.8 percent in NCAA Tournament play... 27 career double-doubles, including 17 as a junior... Scored in double figures in 38 of final 42 contests... Moved into starting lineup for the final four games of freshman season.

Personal

Son of Brenda and Larry Clark and considers his mother the person who has had the greatest influence on his athletic career... Has two older siblings, Fanisha and Steven... Proud father of daughter Ke'nya, born in May 2009... Born in Newark, NJ, calls New Jersey his favorite travel destination because it's home... Following his rookie season, donated a basketball court to his former elementary school, Evergreen School in Plainfield, NJ... Nickname is "E5"... Wears the No. 55, a switch from the No. 5 he wore in college, which is retired by the Suns organization in honor of "The Original Sun" Dick Van Arsdale... Started playing basketball at the age of five... As a kid, pretended to be Allen Iverson when playing basketball... Considers winning the 2009 Big East Tournament in New York City his greatest basketball memory... 2006 McDonald's All-America selection after averaging 25.2 points, 13.2 rebounds and 5.0 assists his senior season at Rahway High School in New Jersey... Favorites include the television show *Martin*, the movie *Friday*, the restaurant Qdoba, rap music and rapper Nas.

Goran Dragić

#2



Guard

6-3

190

Current NBA Season: 3

Born: 5/6/86, Ljubljana, Slovenia Club: Union Olimpija (Slovenia)

Acquired: Draft rights (45th overall) from San Antonio for draft rights to Malik Hairston (48th overall), 2009 second-round pick and cash

Status: Signed through 2010-11; Team Option: 2011-12

2009-10

Made tremendous strides with his game and production in sophomore NBA season, both with Phoenix... Averaged a career-high 7.9 points (prev. 4.5), career-high 3.0 assists (prev. 2.0) and career-best 2.1 rebounds (prev. 1.9) while playing a career-high 18.0 minutes (prev. 13.2) in a career-high 80 games (career-best two starts)... Improved his shooting, finishing a career-best 45.2 percent from the field, including a career-high 39.4 percent from three-point range (25th-NBA), fourth-highest among all second-year players... Shot better from three-point range as a sophomore (.394) than he did from the field overall as a rookie (.393)... In just his 33rd game of the season on Dec. 30, passed his scoring total from his entire rookie season (55 games)... Posted a career-high 241 assists, more than twice his rookie total, which he surpassed on Jan. 28... Made 74 three-pointers after totaling 20 in his rookie campaign... Single-season career-high 25 double-digit scoring efforts (16-9) after totaling six in 55 games as a rookie in 2008-09 and now owns 31 double-figure scoring games for his career... Scored in double figures in a career-high four-straight games from Jan. 23-31... Registered three 20-point efforts (1-2), the first three of his career, the first two of which came on consecutive nights Jan. 25-26 after not tallying one in his first 99 career games... That included his first career 30-point effort on Jan. 25 at Utah, scoring a career-high 32 points on a career-high 10 field goals and a career-best six three-pointers... Became only the seventh member of his 2008 draft class to score 32 or more points in a game and five of the other seven were top-10 picks (three selected in the top four)... Became the first Suns' second-rounder to score 30 or more points since Ced Ceballos on Jan. 18, 1997... Averaged 4.7 assists in the season's final 23 games... Recorded three double-digit assist efforts after the All-Star break, the first three of his career... Became the first Suns player since 2006-07 to record double-digit assists in the same game as Steve Nash on Feb. 26 vs. LA Clippers... Talled his first career double-double Feb. 23 at Oklahoma City, starting in place of an injured Nash and finishing with 16 points and 10 assists... Made two starts (Dec. 17 in place of Richardson, Feb. 23 the other) and in those opportunities averaged 12.5 points and 6.5 assists while shooting 55.6 percent from the field and 50.0 percent from three-point range... Led the Suns or shared the team lead in scoring once, assists five times and steals 16 times... Missed two games due to a right ankle sprain on March 4-6 (1-1).

NBA Regular Season Statistics

YEAR	TEAM	G	MIN	FIELD GOALS		3-POINT		FREE THROWS		REBOUNDS		AST	STL	BLK	PTS	- AVERAGES -		
				FGM-FGA	PCT	FGM-FGA	PCT	FTM-FTA	PCT	OFF-DEF	TOT					RPG	APG	PPG
08-09	Phoenix	55	728	88-224	.393	20-54	.370	50-65	.769	33-70	103	111	29	3	246	1.9	2.0	4.5
09-10	Phoenix	80	1442	222-491	.452	74-188	.394	117-159	.736	38-133	171	241	48	8	635	2.1	3.0	7.9
TOTALS		135	2170	310-715	.434	94-242	.388	167-224	.746	71-203	274	352	77	11	881	2.0	2.6	6.5

NBA Playoff Statistics

YEAR	TEAM	G	MIN	FIELD GOALS		3-POINT		FREE THROWS		REBOUNDS		AST	STL	BLK	PTS	- AVERAGES -		
				FGM-FGA	PCT	FGM-FGA	PCT	FTM-FTA	PCT	OFF-DEF	TOT					RPG	APG	PPG
09-10	Phoenix	16	236	43-100	.430	13-40	.325	23-31	.742	10-19	29	36	4	1	122	1.8	2.3	7.6

Career Highlights

POINTS - 32 (1/25/10 at Utah)

REBOUNDS - 7 (11/11/09 vs. New Orleans)

ASSISTS - 10 (3 times, last 3/26/10 vs. New York)

BLOCKS - 1 (11 times, last 4/9/09 at Oklahoma City)

STEALS - 4 (2 times, last 1/23/10 vs. Golden State)

FGM - 10 (1/25/10 at Utah)

FGA - 13 (1/25/10 at Utah)

3-PT FGM - 6 (1/25/10 at Utah)

3-PT FGA - 7 (1/25/10 at Utah)

FTM - 7 (1/23/10 vs. Golden State)

FTA - 8 (2 times, last 1/25/10 at Utah)

MINUTES - 40 (2/23/10 at Oklahoma City)

Pro Career

Acquired by the Suns in a draft-day deal on June 26, 2008... Draft rights obtained from the San Antonio Spurs, who selected him with the 45th overall pick of the 2008 NBA Draft in exchange for the draft rights to Malik Hairston (48th overall, second round), a 2009 second-round pick and cash... Signed on September 22, 2008, after reaching a buyout with Spanish team Tau Ceramica and receiving his official release... In his rookie NBA season, averaged 4.5 points, 2.0 assists, 1.9 rebounds and 13.2 minutes in 55 games (one start)... Following the All-Star break, averaged 5.9 points, 2.3 assists and 1.9 rebounds in 14.4 minutes (29 games) compared to 2.9 points, 1.7 assists and 1.8 rebounds in 12.0 minutes before it (26 games)... Appeared in 29 of 31 games under Alvin Gentry... Six double-digit scoring efforts as a rookie, all after the All-Star break... Made NBA debut in season opener on Oct. 29 at San Antonio with two assists and one rebound in 14 minutes... Member of the Suns' 2009 Las Vegas Summer League squad where he started all five games, averaging 12.0 points (2nd-team), team-high 5.4 assists and 3.2 rebounds.

International Career

Member of the Slovenian National Team since 2006... Led team in 2010 World Championships in Turkey, averaging 12.7 points, 3.3 rebounds and 4.1 assists in nine games... Has also participated in the 2009 European Championships in Poland, the 2007 European Championships in Spain, where he helped lead his team to an upset victory over France to win Group D of the tournament, and the 2006 FIBA World Championships in Japan... Member of the nation's Under-20 National Team in 2004 and 2005, averaging 15.3 points, 5.8 rebounds and 1.8 assists at the 2005 U20 European Championships in Moscow... Came to the NBA after a four-year professional career in top leagues in his native Slovenia and abroad... Spent 2007-08 season with Union Olimpija in Slovenian and helped lead his team to both the Slovenian League Championship and Slovenian Cup... Averaged 9.7 points, 3.1 assists and 1.2 steals in 13 games against top competition in Euroleague play in 2007-08... Tallied 12.0 points, 3.1 assists and 1.7 steals in 28 games of Adriatic League play in 2007-08... Used his knack for getting into the lane to shoot 60.9 percent from the floor in Euroleague play and 61.0 percent in Adriatic League play in 2008... Made his professional debut with Ilirija in the Slovenian minor leagues before being promoted to Slovenia's top league with Slovan in 2004-05... Named 2005 Slovenian League Newcomer of the Year... 2006 Slovenian League All-Star... 2008 Adriatic League All-Star.

Personal

Full name is Goran Dragic... Speaks fluent Slovenian, Serbian, Spanish and English... Father, Marinko, and mother, Mojca, still live in Slovenia, where brother Zoran plays professional basketball... Nicknames include "Gogi," which is short for Goran in Slovenia, and "Dragon," which his Suns teammates call him... As a kid, woke up at 3 a.m. to watch NBA games and before being drafted by Phoenix, watched Suns games and his basketball idol, Steve Nash, shown at 4 a.m. in Slovenia... Lists Michael Jordan, Allen Iverson and Nash as the players he admired growing up... Grew up playing soccer in Ljubljana, Slovenia, but an injury forced him to switch sports at age 11... Parents gave him his first basketball as a gift, which he lists as the best gift he has received... National team teammates include former Net Bostjan Nachbar, Raptors center Rasho Nesterovic and Kings guard Beno Udrih... Has a 37.5-inch vertical leap... Plays soccer in his free time and lists Real Madrid as his favorite club... Also plays tennis and calls Rafael Nadal his favorite player... Favorite book and movie is "The Da Vinci Code"... Listens to R&B, rap and Serbian music.



Jared Dudley

#3


Forward **6-7** **225** **Current NBA Season: 4**
Born: 7/10/85, San Diego, CA **College: Boston College**
Acquired: From Charlotte on Dec. 10, 2008 with Jason Richardson and a 2010 second-round pick for Raja Bell, Boris Diaw and Sean Singletary
Status: Signed through 2010-11

2009-10

Winner of the team's 2009-10 Dan Majerle Hustle Award, established himself as one of the team's best defenders and one of the league's premier three-point shooters... Third-year NBA player averaged a career-high 8.2 points, 3.4 rebounds, career-high 1.4 assists and a career-best 24.3 minutes in a career-high 82 games (one start) in his first full season in Phoenix... One of only two Suns to appear in every game (Stoudemire)... Shot a career-high and team-leading 45.8 percent from three-point range, fourth-best in the NBA... Made a career-high 120 three-pointers after entering the season with 38 threes made in his first two career seasons combined (38-of-115, .330)... 116 of those threes made came as a reserve, third-most off the bench in the NBA behind only Jamal Crawford and J.R. Smith... Since joining the Suns in Dec. 2008 (130 games), is 146-of-328 (.445) from three-point range compared to 12-of-49 (.245) in his first season-plus in Charlotte (93 games)... Made at least one three-pointer in a career-high 17-straight games ending Dec. 23 vs. Oklahoma City, then followed that up with a 14-game streak ending April 9 at Oklahoma City... Improved shooting led to a single-season career-high nine efforts of 15 or more points (6-3), surpassing his total from his first two seasons combined (2007-08: five, 2008-09: four)... 13 of his 18 career scoring efforts of 15 or more have come since joining the Suns... Nine games of 17 or more points in 2009-10 (6-3) after entering the season with three such games in his career... Overall, scored in double figures 30 times (20-10), including one 20-point effort, the first of his career on April 2 at Detroit... In that game, scored 20 points on a career-high six three-pointers, the 18th reserve to make six or more threes off the bench in 2009-10 and third Sun (Dragic, Frye)... Two double-doubles, and now has three as a Sun and seven for his career... First double-double of the season came Jan. 26 vs. Charlotte, his former team, in his first start as a Sun when he scored 18 points and grabbed a then season-high 10 rebounds... Second double-double came March 6 vs. Indiana with 11 points and a season-high 12 rebounds... Led the Suns with a career-high 81 steals and led or shared the Phoenix lead in steals on 28 occasions.

NBA Regular Season Statistics

YEAR	TEAM	G	MIN	FIELD GOALS		3-POINT		FREE THROWS		REBOUNDS		AST	STL	BLK	PTS	- AVERAGES -		
				FGM-FGA	PCT	FGM-FGA	PCT	FTM-FTA	PCT	OFF-DEF	TOT					RPG	APG	PPG
07-08	Charlotte	73	1384	163-348	.468	9-41	.220	87-118	.737	121-165	286	81	55	10	422	3.9	1.1	5.8
08-09	Charlotte	20	427	45-96	.469	3-8	.375	15-24	.625	25-34	59	19	18	2	108	3.0	1.0	5.4
08-09	Phoenix	48	728	91-189	.481	26-66	.394	56-81	.691	57-89	146	37	39	6	264	3.0	0.8	5.5
09-10	Phoenix	82	1991	225-490	.459	120-262	.458	104-138	.754	99-182	281	115	81	16	674	3.4	1.4	8.2
TOTALS		223	4530	524-1123	.467	158-377	.419	262-361	.726	302-470	772	252	193	34	1468	3.5	1.1	6.6

NBA Playoff Statistics

YEAR	TEAM	G	MIN	FIELD GOALS		3-POINT		FREE THROWS		REBOUNDS		AST	STL	BLK	PTS	- AVERAGES -		
				FGM-FGA	PCT	FGM-FGA	PCT	FTM-FTA	PCT	OFF-DEF	TOT					RPG	APG	PPG
09-10	Phoenix	16	376	40-86	.465	25-59	.424	17-28	.607	15-45	60	28	18	6	37	3.8	1.8	7.6

Career Highlights

POINTS – 20 (4/2/10 at Detroit)

REBOUNDS – 18 (3/5/08, Charlotte vs. Golden State)

ASSISTS – 6 (3/21/09 vs. Washington)

BLOCKED SHOTS – 2 (4 times, last 2/16/10 at Memphis)

STEALS – 5 (2 times, last 2/17/09 vs. L.A. Clippers)

FGM – 8 (12/3/07, Charlotte at Toronto)

FGA – 14 (2 times, 11/4/09 at Orlando)

3-PT FGM – 6 (4/2/10 at Detroit)

3-PT FGA – 8 (3 times, last 1/26/10 vs. Charlotte)

FTM – 8 (4/15/08, Charlotte at New Jersey)

FTA – 12 (11/6/07, Charlotte vs. Phoenix)

MINUTES – 49 (1/26/10 vs. Charlotte)

Pro Career

AWARDS AND RECOGNITION

Awarded 2009-10 Dan Majerle Hustle Award, which was selected based on the results of five voting categories: fans (who cast their ballots online at Suns.com), Suns players, coaches, employees and Majerle himself.

CAREER NOTES

Three-year NBA veteran originally selected by the Bobcats with the 22nd overall pick in the 2007 NBA Draft... Acquired by the Suns on Dec. 10, 2008, along with Jason Richardson and a 2010 second-round pick in exchange for Raja Bell, Boris Diaw and Sean Singletary... Owns career averages of 6.6 points, 3.5 rebounds and 1.1 assists in 223 games (22 starts), including 7.2 points and 3.3 rebounds in 130 games (one start) with Phoenix... After joining the Suns in 2008-09, averaged 5.5 points, 3.0 rebounds, 0.81 steals and 15.2 minutes in 48 appearances with Phoenix following the trade... Became one of the Suns' most consistent reserves after the All-Star break in 2009, playing in 30 of 31 games under Alvin Gentry, including 20 consecutive to finish the season, and averaging 7.8 points, 4.8 rebounds and 1.03 steals in 20.4 minutes... Among NBA rookies in 2007-08, ranked seventh in field goal percentage, eighth in steals, 12th in rebounding, tied for 14th in assists and tied for 17th in scoring... Scored in double figures 17 times and tallied four double-doubles... Scored a then career-high 19 points in a career-high 42 minutes on April 12, 2008 at Indiana... His 18 rebounds vs. Golden State tied the third-best single-game total by a Bobcats player in 2007-08.

College

Named 2006-07 Atlantic Coast Conference (ACC) Player of the Year after averaging a collegiate career-best 19.0 points and 8.3 rebounds... Finished his career ranked fifth on Boston College's career scoring list with 2,071 points... Ranks among BC's career leaders in field goals made (seventh, 689), free throws made (fourth, 573), rebounds (seventh, 936) and steals (eighth, 176)... Started every game that he played at BC (130)... A unanimous All-ACC First Team selection and a John Wooden Award finalist, he posted 10 double-doubles, including a season-high 30 points and 10 rebounds in a win over Michigan State... One of two BC players all-time to make four consecutive NCAA Tournament appearances (Sean Marshall)... As a junior, started all 36 games, averaging 16.7 points, 6.6 rebounds, 3.2 assists and 1.1 steals... Earned Second Team All-ACC honors... Scored in double-figures 33 times, including 12 games with 20-plus points... During his sophomore season, averaged 16.5 points, 7.5 rebounds, 3.2 assists and 1.6 steals... Earned Big East All-Conference honors and shared the league's Most Improved Player Award with University of Connecticut guard Marcus Williams... Recorded seven double-doubles... Scored a collegiate career-high 36 points in win over Villanova... As a freshman, averaged 11.9 points, 6.6 rebounds, 2.8 assists and 1.3 steals... Was a unanimous selection to the Big East All-Rookie Team, twice earning Big East Rookie of the Week honors.

Personal

Son of Melinda Schall and Anthony Dudley... Has an older brother, Milan... Born in San Diego, Calif... Has become one of the NBA's top tweeters and can be followed at jaredudley619... Posts travel, practice and postgame videos of teammates and refers to himself as "JMZ"... His popularity and following on Twitter, as well as his play on the court, have led to television appearances on ESPN's "Cold Pizza" and guest-hosting opportunities on local sports shows... Earned his Bachelor's Degree from BC's College of Arts and Sciences... Selected by the San Diego Sports Hall of Champions as one of 10 "Stars of the Year" for 2007-08... Participated in the USA Basketball Men's Under-21 National Team Trials in Dallas, Texas, in July 2005... Averaged 23.2 points and 14.0 rebounds per game as a senior at Horizon High School... Earned All-State honors as a senior... Captured 2002-03 San Diego Section Player of the Year honors from the Union-Tribune newspaper... Garnered 2002-03 State Division IV Player of the Year honors from Cal-Hi Sports magazine... Led the Panthers to back-to-back State Division IV titles (2002 and 2003); registered 16 points and 14 rebounds in the 2003 title game at Sacramento's ARCO Arena.



Channing Frye

#8


Center **6-11** **245** **Current NBA Season: 6**
Born: 5/17/83, White Plains, NY **College: Arizona**
Acquired: Signed as a free agent on July 14, 2009
Status: Signed through 2013-14; Player Option: 2014-15

2009-10

Proved to be one of the NBA's top free-agent signings, expanding his game and receiving the playing time to become one of the league's best three-point shooters and most improved players... In his fifth career season and first with his hometown team, averaged 11.2 points, 5.3 rebounds and a career-high 0.91 blocks in a career-high 27.0 minutes while playing in a career-best 81 games (41 starts)... Registered the largest increase in three-point field goals made from one season to the next in NBA history (minimum 50 games played), racking up a team-leading 172 three-pointers (4th-NBA) after making 11 threes in 63 games in 2008-09... Previous record was held by Antoine Walker, an increase of 148 from 1999-00 to 2000-01 (73 to 221)... Was remarkably efficient, shooting a career-high 43.9 percent from long range (6th-NBA, 2nd-team)... Entered 2009-10 with 20 threes made in his four-year career (278 games) and then reached 20 three-pointers made in his seventh game as a Sun on Nov. 8 at Washington... Surpassed his single-season career-high of 11 three-pointers in his third game as a Sun... Quickly endeared himself to Suns fan by making a then career-high six three-pointers in each of his first two home games (consecutive games: Oct. 30, Nov. 1), becoming the first center in NBA history to make six or more three-pointers in two-straight games... Just the sixth Sun in franchise history to accomplish the feat (Leandro Barbosa, Jim Jackson, Dan Majerle, Steve Nash, Wesley Person)... Tallied an NBA-leading six games of six or more three-pointers made, most by a Sun since Raja Bell in 2006-07... That included a career-high seven made threes March 3 at LA Clippers... Entered the season having made multiple threes in a single game twice in his career, something he did 45 times (35-10) with the Suns in 2009-10... Set career highs in total minutes played (2190), field goals made (317), field goals attempted (703), total rebounds (427), assists (113) and blocks (74)... Averaged double-figure scoring for the second time in his career and for the first time since 2005-06, his rookie season with the Knicks (12.3)... Started the first 41 games of the season, averaging 12.2 points, 6.0 rebounds and 31.0 minutes while shooting 44.9 percent from the field, including 43.2 percent from three-point range... Came off the bench in every game he appeared in after Jan. 16, averaging 10.1 points, 4.6 rebounds and 23.0 minutes while shooting 45.3 percent overall and 44.8 percent from three-point range in 40 appearances as a reserve... Tallied a single-season career-high 11 20-point efforts (7-4), surpassing his previous high of 10 in 2005-06, including a season-high 26 points Dec. 30 vs. Boston... Consecutive 20-point efforts twice (Oct. 30-Nov. 1; Jan. 25-26), something he had not done since 2006-07... Scored in double figures 47 times (34-13) after doing so eight times in 2008-09... Six double-digit rebounding efforts (5-1) and four double-doubles (3-1) and now has 13 double-doubles for his career... One 20-point, 10-rebound game (1-0), the third of his career... At home, averaged 12.3 points and 2.4 threes made (5th-NBA) on 47.3 percent shooting from three-point range... Missed one game due to an NBA suspension on March 12 (0-1)... Participated in the 2010 Foot Locker Three-Point Shootout at All-Star Weekend in Dallas... Signed a five-year contract extension on July 8, 2010.

Pro Career

AWARDS AND RECOGNITION

2006 NBA All-Rookie First Team selection as a Knick after averaging a career-high 12.3 points and career-high 5.8 rebounds in 65 games (14 starts)... Finished fifth in voting for the 2006 T-Mobile Rookie of the Year award... T-Mobile Eastern Conference Rookie of the Month for November.

CAREER NOTES

Five-year NBA veteran originally selected with the eighth overall pick in the 2005 NBA Draft by the New York Knicks... Spent first two career seasons with New York (2005-07) before being acquired by the Portland Trail Blazers with Steve Francis for Zach Randolph, Freddy Jones, and Dan Dickau on June 28, 2007... Joined his third team after signing with Phoenix as an unrestricted free agent on July 14, 2009... Best statistical seasons came with consistent minutes in his first two NBA campaigns when he averaged 10.8 points and 5.6 rebounds in 25.3 minutes in 137 games combined in 2005-06 and 2006-07... During his decorated rookie season, registered 10 games of 20-plus points and two 30-plus scoring games, notched four 10-plus rebound games and totaled three double-doubles... Over 65 games (14 starts) in his rookie season with the Knicks averaged 12.3 points and 5.8 rebounds in 24.2 minutes, shooting 47.7 percent (305-for-640) from the field and 82.5 percent (189-for-229) from the

stripe... In 2006-07, averaged 9.5 points, 5.5 rebounds and 26.3 minutes in 72 games (59 starts) while shooting 43.3 percent (298-689) from the field and 78.7 percent (85-108) from the free throw line... Played behind Blazers frontcourt players Greg Oden (No. 1 overall pick, 2007 NBA Draft) and LaMarcus Aldridge (No. 2 overall pick, 2006 NBA Draft)... In two seasons in Portland, averaged 2.2 points and 3.5 rebounds in 14.8 minutes while appearing in 141 games for the Blazers.

College

Four-year standout at the University of Arizona... Two-time First Team All-Pac-10 selection as both a junior and a senior at Arizona... Served as co-captain as a junior and senior... Named 2003 honorable mention All-Pac-10 as a sophomore... 2002 Pac-10 All-Freshman Team... 2005 Pac-10 Sportsmanship Award winner... Ranks ninth on the school's all-time scoring list (1,789), third in rebounds (975), second in blocks (258, second in Pac-10 history to Arizona's Anthony Cook), fourth in field goals made (707) and seventh in field goal percentage (.562)... Started 119 of his 133 career games over four-year college career... Owns career collegiate averages of 13.5 points, 7.3 rebounds and 1.9 blocks... Averaged double digits in scoring in each of his final three seasons, including a career-high 15.9 points in his junior season in 2003-04... As a senior, averaged 15.8 points, 7.6 rebounds and a career-high 2.3 blocks... Averaged 14.3 points and 9.6 rebounds in 12 career NCAA Tournament games... College teammates included Philadelphia's Andre Iguodala and the L.A. Lakers' Luke Walton... Began his career at Arizona a season after the departure of another local Phoenix high school standout, San Antonio's Richard Jefferson.

Personal

Son of Thomas and Karen Frye... Father is co-founder and co-president of Education Solutions and Services, which offers office support to public and private charter schools... Mother is a former Emmy-winning reporter and producer for Phoenix's Channel 12, and CEO of Southwest Dimensions, who served as a correspondent for FOX Sports Arizona covering the Suns' 2010 playoff run... Brother Logan attends the University of Michigan... He and wife Lauren were married during the summer of 2009 and are expecting their first child in September 2010... Grandfather John Mulzac was a member of the legendary Tuskegee Airmen... Graduated from Phoenix St. Mary's High School... In January 2010, became the first boys' basketball player in the school's history to have his jersey retired... Led his high school basketball team to the 2001 5A State Championship as a senior, a title won on the Suns' home floor at US Airways Center... Received Arizona Player of the Year honors from the Arizona Republic as a senior in high school after averaging 22.0 points, 15.0 rebounds and 6.0 blocks... Established the C. Frye Foundation in 2007, dedicated to teaching youth how to strive for their personal best and to create a healthy lifestyle through exercise, nutrition, support systems and respect... Foundation sponsors the C. Frye

continued...



Channing Frye... continued

Bulldogs, a Phoenix-based, high school-aged travel basketball team... Also hosts basketball leadership camps and instructional youth basketball clinics... One of the NBA's "greenest" athletes started the C. Frye "Go Green Team," which educates and encourages organizations, schools and gyms to reduce their carbon footprint and increase recycling efforts... Hosted the C. Frye Celebrity Golf Tournament in 2008 at Phoenix's Raven Golf Course to benefit his foundation's work... Active in the fight against multiple sclerosis; he arranged a series of charity walks throughout New York City to benefit multiple sclerosis in April 2006... Named to the 2007 USA Basketball Men's Select team... Hobbies include fishing, listening to music and reading... Lists the "Kill Bill" series as his favorite movies... Joined Philadelphia's Andre Iguodala on interactive, youth-oriented NBA Madness tour of Taiwan and the Philippines in July 2006... Has taken boxing lessons in past offseasons to stay in shape... Has an English Bulldog named Milton... Dream car is a 1965 Lincoln Continental black convertible.

NBA Regular Season Statistics

YEAR	TEAM	G	MIN	FIELD GOALS		3-POINT		FREE THROWS		REBOUNDS		AST	STL	BLK	PTS	- AVERAGES -		
				FGM-FGA	PCT	FGM-FGA	PCT	FTM-FTA	PCT	OFF-DEF	TOT					RPG	APG	PPG
05-06	New York	65	1572	305-640	.477	3-9	.333	189-229	.825	138-236	374	53	30	47	802	5.8	0.8	12.3
06-07	New York	72	1896	298-689	.433	3-18	.167	85-108	.787	91-304	395	67	36	42	684	5.5	0.9	9.5
07-08	Portland	78	1342	221-453	.488	3-10	.300	85-109	.780	107-247	354	57	29	27	530	4.5	0.7	6.8
08-09	Portland	63	746	113-267	.423	11-33	.333	26-36	.722	41-99	140	24	17	16	263	2.2	0.4	4.2
09-10	Phoenix	81	2190	317-703	.451	172-392	.439	98-121	.810	66-361	427	113	64	74	904	5.3	1.4	11.2
TOTALS		359	7746	1254-2752	.456	192-462	.416	483-603	.801	443-1247	1690	314	176	206	3183	4.7	0.9	8.9

NBA Playoff Statistics

YEAR	TEAM	G	MIN	FIELD GOALS		3-POINT		FREE THROWS		REBOUNDS		AST	STL	BLK	PTS	- AVERAGES -		
				FGM-FGA	PCT	FGM-FGA	PCT	FTM-FTA	PCT	OFF-DEF	TOT					RPG	APG	PPG
08-09	Portland	4	35	5-14	.357	0-0	.000	2-3	.667	1-2	3	1	0	0	12	0.	0.3	3.0
09-10	Phoenix	16	434	43-118	.364	30-86	.349	15-16	.938	10-80	90	15	12	9	131	5.6	0.9	8.2
TOTALS		20	470	48-132	.364	30-86	.349	17-19	.895	11-82	93	16	12	9	143	4.7	0.8	7.2


Career Highs

- POINTS – 30** (3 times, 12/20/06, NY vs. Charlotte; 1/6/06, NY vs. Washington; 12/12/05, NY vs. Milwaukee)
- REBOUNDS – 14** (2 times, 4/11/08, Portland at Sacramento; 2/13/06, New York at Dallas)
- ASSISTS – 5** (3 times, last 3/14/10 vs. New Orleans)
- BLOCKED SHOTS – 4** (3 times, last 1/23/10 vs. Golden State)
- STEALS – 4** (1/5/10 at Sacramento)

- FGM – 14** (2 times, last 12/20/06, New York vs. Charlotte)
- FGA – 26** (12/20/06, New York vs. Charlotte)
- 3-PT FGM – 7** (3/3/10 at L.A. Clippers)
- 3-PT FGA – 12** (1/6/10 vs. Houston)
- FTM – 9** (2 times, last 1/15/06, New York at Toronto)
- FTA – 12** (1/15/06, New York at Toronto)
- MINUTES – 50** (12/20/06, New York vs. Charlotte)

Grant Hill

#33


Forward **6-8** **225** **Current NBA Season: 17**
Born: 10/5/72, Dallas, TX **College: Duke**
Acquired: Re-signed as unrestricted free agent 7/15/09
Status: Signed through 2010-11

2009-10

In his 16th NBA season and his third in Phoenix, continued to prove doubters wrong with his durability and production at the age of 37... A season after playing in all 82 contests, saw action in 81 games, 80 or more in two-straight campaigns for the first time since 1995-96 to 1997-98 (three consecutive)... Became the 11th player in NBA history to play in 80 or more games in multiple seasons after the age of 36... Overall, in three seasons in Phoenix has played in 233 of a possible 246 regular season games (.947)... Including all 82 games in 2008-09 and the first 46 of 2009-10, played in 128 consecutive games, the second-longest streak of his career... It trailed only a career-best 161-game streak more than 10 years earlier from Nov. 18, 1997-Jan. 22, 2000... Due to a bruised heel, 128-game streak ended on Jan. 26, which would wind up as the only game missed by Hill in 2009-10... Averaged 11.3 points, 5.5 rebounds, 2.4 assists and 30.0 minutes while shooting 47.8 percent from the field, including a career-high 43.8 percent from three-point range, and 81.7 percent from the free-throw line... Became the 16th active player to reach 15,000 career points on Jan. 13... Suns' second-leading rebounder overall, recorded his highest rebounding average since 2002-03... His 5.5-rebound average was his highest in a season in which he played at least 50 games since 1999-00... Six double-digit rebounding efforts, his most as a Sun (five in 2008-09, four in 2007-08)... Has grabbed 13 or more rebounds in a game five times since joining the Suns and three of those came in 2009-10... As a Sun, single-season career-high six (5-1) double-doubles (all points/rebounds)... Made a single-season career-high 35 three-pointers, surpassing his previous mark of 34 in 1999-00, to go along with his career-best three-point percentage... Joined the Suns with 65 three-pointers made in 12 career seasons and a 25.1-percent career three-point efficiency (65-of-259) and has made 92 three-pointers at a 35.4-percent clip (92/260) with Phoenix... Closed the season by making 22 of his final 50 attempts from long range (.440) after making 13 three-pointers in the campaign's first 41 games... Has shot 80 percent or better from the free-throw line in all three seasons in Phoenix, something he did three times in 12 previous career seasons... Scored in double figures 50 times and the Suns compiled a 36-14 record in those contests... Also notched five 20-point efforts (3-2), including a season-high 23 points Nov. 1 vs. Minnesota... Reached 14 or more points 17 times in the season's final 45 games after doing so just eight times in the first 36 contests... Got off to one of the best statistical starts of his career... Scored 18 or more points in three-straight games to open a season for the first time since 1999-00 (four consecutive)... Opened the season with double-doubles in three of the first four games for the first time in his career (did so in three of his first five in 1995-96)... At home, averaged 11.8 points and scored in double figures in 24 of 40 games (18-6).

Pro Career

AWARDS AND RECOGNITION

Seven-time NBA All-Star (1995, 1996, 1997, 1998, 2000, 2001 and 2005) but did not play in the 2001 game due to injury... Named to an All-NBA Team five times, including First Team once (1996-97) and All-NBA Second Team four times (1995-96, 1997-98, 1998-99, 1999-00)... Winner of the NBA's Sportsmanship Award (Joe Dumars trophy) a league-record three times in 2004-05, 2007-08 and 2009-10... Only player in NBA history to win the award even twice, first player in Suns history to win it overall... Winner of the 2007-08 Dan Majerle Hustle Award... Member of the 1996 United States Olympic Men's Basketball Team, where he helped "Dream Team III" capture the gold medal in Atlanta... Also named to the 2000 U.S. Olympic Team, but did not participate due to injury... Named to the NBA's All-Interview First Team in 1996-97 and 1999-00, and named to the All-Interview Second Team in 1994-95, 1995-96, 1997-98 and 1998-99... Earned NBA Player of the Week honors six times (March 18, 1996; January 20, 1997; April 7, 1997; May 2, 1999; January 9, 2000 and November 21, 2004) and NBA Player of the Month once (January 1997)... Originally selected with the third overall pick by the Pistons in the 1994 NBA Draft and shared NBA Rookie of the Year honors with Jason Kidd in 1994-95... Named to the All-Rookie team... Became the first rookie ever to lead an NBA All-Star fan balloting in 1994-95 with 1,289,585 votes.

continued...

Grant Hill... continued

CAREER NOTES

The 16-year NBA veteran owns career averages of 17.8 points, 6.5 rebounds, 4.5 assists, 1.3 steals and 35.2 minutes in 868 games (846 starts) with the Detroit Pistons, Orlando Magic and Phoenix Suns... Signed with the Suns on July 11, 2007 and has averaged 12.1 points, 5.2 rebounds and 2.5 assists in 30.5 minutes in 233 games (217 starts) as a member of the Suns... For the first time in his career, played in all 82 games in 2008-09, the first player over the age of 36 to do so since Cliff Robinson in 2003-04... Has played 2000 minutes in four-straight seasons for the first time since his first four NBA campaigns (1994-98)... After averaging 21.6 points, 7.6 rebounds, 6.3 assists and 39.1 minutes in 435 games in his first six seasons (1994-2000) with Detroit, Hill was traded to Orlando in exchange for Chucky Atkins and Ben Wallace in a sign-and-trade deal on August, 3, 2000... In final season with Detroit in 1999-2000, averaged career-high and team-best 25.8 points, 6.6 rebounds, team-high 5.2 assists and 1.39 steals in 37.5 minutes in 74 games... In seven injury-plagued seasons (2000-07) with the Magic, Hill averaged 16.4 points, 5.0 rebounds, 3.1 assists and 32.2 minutes in 200 games... Missed 61 games in 2005-06 due to sports hernia, strained groin and lower abdominal strain injuries... Spent the entire 2003-04 regular season on the injured list due to left ankle rehabilitation... Missed 53 games due to sore left ankle in 2002-03 and underwent surgery on March 18, 2003... Procedure involved addressing the ankle fracture site, while also re-aligning the ankle by re-shaping the heel... Missed 68 games in 2001-02 season after undergoing season-ending surgery on his left ankle on Dec. 19, 2001... Played in only four games in first season with Orlando in 2000-01 and had season-ending surgery to repair a broken medial malleolus (inside bone of left ankle) on Jan. 3, 2001... Established a Magic record with a perfect 17-of-17 effort from the free throw line at Minnesota on Nov. 1, 2003... In 1998-99, joined Elgin Baylor and Wilt Chamberlain as the only players in NBA history to have led their team in scoring, rebounding and assists in at least three seasons... One of only 15 players in league history to lead his team in those three categories in a single season overall... Ranks second among active players with 29 career triple-doubles behind only Jason Kidd, and is one of only two active players to record three consecutive triple-doubles (Jason Kidd) after doing so from April 11-14, 1997... Led the league in triple-doubles in back-to-back seasons with 13 in 1996-97, including six in the final 11 games of the season, and an NBA-best 10 in 1995-96... Scored a career-high 46 points vs. Washington on Feb. 8, 1999, including a Pistons-record 31 points in the first half.

College

Played four seasons at Duke University, helping the Blue Devils win back-to-back NCAA Championships in 1991 and 1992... Duke appeared in three straight NCAA Championship games, won three ACC regular season championships and one ACC Tournament title with Hill... Averaged 14.9 points, 6.0 rebounds, and 3.6 assists in 129 career games with Duke... Named consensus First Team All-America and the ACC Player-of-the-Year following his senior season (1993-94), where he averaged 17.4 points, 6.9 rebounds and 5.2 assists... Earned Second Team All-America honors as a sophomore and junior and was a consensus Freshman All-American... Won the Henry Iba Award as the nation's best defensive player in 1992-93... Became the first player in ACC history to record 1,900 points, 700 rebounds, 400 assists, 200 steals and 100 blocked shots... The eighth player in school history to have his jersey (33) retired.



Personal

Full name is Grant Henry Hill... Is the only child of Calvin and Janet Hill... Father was a four-time Pro Bowl running back with three NFL teams (Dallas Cowboys, Washington Redskins, Cleveland Browns) from 1969-74 and 1976-81, and is currently a consultant with the Cowboys... Father was a fraternity brother of former President George W. Bush at Yale... Mother is a graduate of Wellesley College (Mass.), where she shared a suite with Hillary Rodham Clinton, and currently serves as a consultant in the Washington D.C. area... Hill and his mother actively campaigned for Barack Obama during the 2008 presidential campaign... In the summer of 2010, was among a host of present and past basketball pros who played a pick-up game at the White House with President Obama... He and his mother played in the NBA Family Feud TV show during players vs. moms week, which aired in November 2007... As a kid, used to wrap himself in tape and ice to be like his father... Wife, Tamia, is a four-time Grammy-nominated recording artist... Along with Tamia, appeared on "The Oprah Winfrey Show" Nov. 14, 2007, in an episode titled "The Greatest Love Story We've Ever Told"... The couple has two daughters, Myla Grace (8) and Lael Rose Hill (3)... Serves as national spokesman for the Vaccines for Teens program, launched in 2009 as a collaboration between the NBA, WNBA, Society for Adolescent Medicine and sanofi pasteur, and designed to educate teens and their parents about

continued on page 50...

NBA Regular Season Statistics

YEAR	TEAM	G	MIN	FIELD GOALS		3-POINT		FREE THROWS		REBOUNDS		AST	STL	BLK	PTS	- AVERAGES -		
				FGM	FGA	PCT	FGM	FGA	PCT	FTM	FTA	PCT	OFF-DEF	TOT		RPG	APG	PPG
94-95	Detroit	70	2678	508-1064	.477	4-27	.148	374-511	.732	125-320	445	353	124	62	1394	6.4	5.0	19.9
95-96	Detroit	80	3260	564-1221	.462	5-26	.192	485-646	.751	127-656	783	548	100	48	1618	9.8	6.9	20.2
96-97	Detroit	80	3147	625-1259	.496	10-33	.303	450-633	.711	123-598	721	583	144	48	1710	9.0	7.3	21.4
97-98	Detroit	81	3294	615-1361	.452	3-21	.143	479-647	.740	93-530	623	551	143	53	1712	7.7	6.8	21.1
98-99	Detroit	50	1852	384-802	.479	0-14	.000	285-379	.752	65-290	355	300	80	27	1053	7.1	6.0	21.1
99-00	Detroit	74	2776	696-1422	.489	34-98	.347	480-604	.795	97-393	490	385	103	43	1906	6.6	5.2	25.8
00-01	Orlando	4	133	19-43	.442	1-1	1.000	16-26	.615	8-17	25	25	5	2	55	6.3	6.3	13.8
01-02	Orlando	14	512	83-195	.426	0-2	.000	69-80	.863	29-96	125	64	8	4	235	8.9	4.6	16.8
02-03	Orlando	29	843	151-307	.492	1-4	.250	118-144	.819	40-166	206	122	28	13	421	7.1	4.2	14.5
04-05	Orlando	67	2338	517-1015	.509	3-13	.231	280-341	.821	77-241	318	220	97	28	1317	4.7	3.3	19.7
05-06	Orlando	21	613	119-243	.490	2-8	.250	78-102	.765	15-65	80	48	24	6	318	3.8	2.3	15.1
06-07	Orlando	65	2009	442-660	.518	2-12	.167	248-324	.765	53-184	237	138	61	25	934	3.6	2.1	14.4
07-08	Phoenix	70	2222	358-712	.503	33-104	.317	170-196	.867	74-279	353	203	65	56	919	5.0	2.9	13.1
08-09	Phoenix	82	2445	390-745	.523	24-76	.316	181-224	.808	64-341	405	186	90	54	985	4.9	2.3	12.0
09-10	Phoenix	81	2430	336-703	.478	35-80	.438	205-251	.817	74-371	445	193	60	36	912	5.5	2.4	11.3
TOTALS		868	30551	5707-11752	.486	157-519	.303	3918-5108	.767	1064-4547	5611	3919	1132	505	15489	6.5	4.5	17.8

NBA Playoff Statistics

YEAR	TEAM	G	MIN	FIELD GOALS		3-POINT		FREE THROWS		REBOUNDS		AST	STL	BLK	PTS	- AVERAGES -		
				FGM	FGA	PCT	FGM	FGA	PCT	FTM	FTA	PCT	OFF-DEF	TOT		RPG	APG	PPG
95-96	Detroit	3	115	22-39	.564	1-2	.500	12-14	.857	4-18	22	11	3	0	57	7.3	3.7	19.0
96-97	Detroit	5	203	45-103	.437	0-0	—	28-39	.718	13-21	34	27	4	5	118	6.8	5.4	23.6
98-99	Detroit	5	176	42-92	.457	0-1	.000	13-16	.813	7-29	36	37	10	2	97	7.2	7.4	19.4
99-00	Detroit	2	55	6-16	.375	1-2	.500	9-10	.900	0-11	11	9	1	0	22	5.5	4.5	11.0
06-07	Orlando	4	143	19-38	.500	0-0	—	22-33	.667	2-20	22	15	2	1	60	5.5	3.8	15.0
07-08	Phoenix	3	68	5-11	.455	0-0	—	1-1	1.000	3-13	16	3	2	1	11	5.3	1.0	3.7
09-10	Phoenix	16	451	59-123	.480	3-16	.188	33-38	.868	12-81	93	36	13	10	154	5.8	2.3	9.6
TOTALS		38	1211	198-422	.469	5-21	.238	118-151	.781	41-193	234	138	35	10	154	6.2	3.6	13.7

NBA All-Star Game Statistics

YEAR	TEAM	G	MIN	FIELD GOALS		3-POINT		FREE THROWS		REBOUNDS		AST	STL	BLK	PTS	- AVERAGES -		
				FGM	FGA	PCT	FGM	FGA	PCT	FTM	FTA	PCT	OFF-DEF	TOT		RPG	APG	PPG
94-95	Detroit	1	20	5-8	.625	0-0	—	0-4	.000	0-0	0	3	2	0	10	0.0	3.0	10.0
95-96	Detroit	1	26	6-10	.600	0-0	—	2-2	1.000	1-2	3	2	1	0	14	3.0	2.0	14.0
96-97	Detroit	1	22	4-7	.571	0-0	—	3-4	.750	2-3	3	2	1	1	11	3.0	2.0	11.0
97-98	Detroit	1	28	7-11	.636	1-1	1.000	0-0	—	0-1	3	5	1	0	15	3.0	5.0	15.0
99-00	Detroit	1	19	3-7	.429	0-1	.000	1-1	1.000	0-3	3	5	1	0	7	3.0	5.0	7.0
00-01	Orlando	DNP - Injury																
04-05	Orlando	1	18	3-6	.500	0-0	—	0-0	—	1-2	3	2	1	0	6	3.0	2.0	6.0
TOTALS		6	133	28-49	.571	1-2	.500	6-11	.545	4-11	15	19	7	1	63	2.5	3.2	10.5

Career Highs

POINTS — 46 (2/8/99, Detroit vs. Washington)

REBOUNDS — 18 (2 times, 4/1/97, Detroit at Dallas; 2/16/97, Detroit at Toronto)

ASSISTS — 14 (2 times, 11/9/97, Detroit at Vancouver, 1/18/97, Detroit at L.A. Lakers)

BLOCKS — 4 (3 times, last 11/5/08 at Indiana)

STEALS — 6 (5 times, last 12/30/08 at Memphis)

FGM — 17 (1/3/00, Detroit at Orlando)

FGA — 35 (11/2/99, Detroit at Miami)

3-PT FGM — 3 (6 times, last 4/2/10 at Detroit)

3-PT FGA — 8 (11/10/07, Orlando at Orlando)

FTM — 18 (2/8/99, Detroit vs. Washington)

FTA — 22 (2/8/99, Detroit vs. Washington)

MINUTES — 55 (12/3/97, Detroit vs. Phoenix)

Matt Janning #22

Guard **6-4** **198** **Current NBA Season: R**
Born: 6/22/88, Waconia, MN **College: Northeastern**
Acquired: Signed as a free agent 8/4/10
Status: Signed through 2011-12



Pro Career

Undrafted free agent signed by the Suns on Aug. 4, 2010... The Dallas Mavericks' Jose Juan Barea is the only other Northeastern graduate currently on an NBA roster... Member of both the Suns' 2010 Las Vegas Summer League squad and the Boston Celtics' 2010 Orlando Summer League team... For the Suns, averaged 12.6 points (3rd-team), 5.8 rebounds (2nd) and 1.6 assists in 30.0 minutes in all five games (five starts)... Saw action in two games for the Celtics, averaging 11.5 points, 5.0 rebounds and 1.5 assists in 18.0 minutes... Overall his seven-game Summer League slate produced four double-digit scoring efforts and two performances of 20 or more points.

College

Four-year performer at Northeastern University (2006-10), established career averages of 14.3 points, 4.2 rebounds and 2.8 assists in 128 games (127 starts)... Two-time All-Colonial Athletic Association (CAA) First Team as both a junior and a senior, Second Team honoree as a sophomore and 2007 CAA Rookie of the Year as a freshman... CAA Most Valuable Player as a junior... Just the second player in school history to captain the Huskies for three seasons (Ben Harlee)... Three-time CAA All-Academic Second Team Selection... Winner of 2010 Herbert Gallagher Award as school's top male scholar-athlete... Graduated as the school's fourth all-time leading scorer (1,836)... Did not miss a single game in his four-year career, tying a school record with 128 games played and setting a school record with 4,597 minutes played... As a senior, averaged a team-leading 15.4 points, 3.9 rebounds and 3.1 assists while starting all 33 contests.

Personal

Native of Watertown, MN... Son of Jeff and Tara Janning... Has an older sister, Jackie, and a younger sister, Marissa... Earned his undergraduate in marketing... An all-round athlete, also played football, baseball and ran cross country and track in high school... Started playing basketball in kindergarten... Scored 954 points as a high school senior, the second-highest single-season total in Minnesota state history... Enjoys playing volleyball, softball and fishing in his free time... Favorite players growing up were Michael Jordan, whose No. 23 he wore throughout high school and college, and Kevin Garnett, who played for the hometown Timberwolves... Fan of the NFL's Vikings and MLB's Twins and calls Twins catcher and Minnesota native Joe Mauer his favorite non-NBA athlete... Favorite television show is Entourage and favorite movie is Ocean's 11... Wears size 13 shoe.

College Career Statistics

YEAR	G	GS	FIELD GOALS		3-POINT		FREE THROWS		REB	AST	STL	BLK	PTS	PPG
			FGM-FGA	PCT	FGM-FGA	PCT	FTM-FTA	PCT						
2006-07	32	31	130-314	.414	55-156	.353	55-76	.724	145	90	29	7	370	11.6
2007-08	31	31	176-394	.447	65-173	.376	82-101	.812	110	75	40	6	499	16.1
2008-09	32	32	158-389	.406	51-158	.323	92-124	.742	150	85	48	6	459	14.3
2009-10	33	33	175-425	.412	52-158	.329	106-141	.752	130	102	51	6	508	15.4
TOTALS	128	127	639-1522	.420	223-645	.346	335-442	.758	535	352	168	25	1836	14.3

Dwayne Jones

#0

**Forward/Center 6-11 225****Current NBA Season: 6****Born: 6/9/83, Morgantown, WV****College: St Joseph's (PA)****Acquired: Signed as a free agent 8/30/10****Status: Signed through 2010-11**

2009-10

Originally signed by the Suns on April 5, 2010, to a contract for the remainder of the season and was playoff eligible... Appeared in two regular season games with the Suns, the team's final two regular season contests, and two playoff games... Became the 34th GATORADE Call-Up in the NBA in 2009-10 season after spending the regular season with the Austin Toros of the NBA Development League (see D-League averages below)... Following the season, was traded by the Suns along with Leandro Barbosa to the Toronto Raptors on July 14 in exchange for Hedo Turkoglu... Signed as a free agent by the Suns on Aug. 30, 2010 after being waived by the Raptors on Aug. 16.

Pro Career

CAREER NOTES

Has played in 82 NBA games with the Phoenix Suns (2009-10), Boston Celtics (2005-06), Cleveland Cavaliers (2006-07, 2007-08) and Charlotte Bobcats (2008-09)... Training camp invitee of the San Antonio Spurs and saw action with the Spurs during the 2009 NBA preseason... Owns NBA career averages of 1.3 points, 2.3 rebounds and 7.8 minutes.

NBA DEVELOPMENT LEAGUE

2010 D-League All-Star... In his fourth season in the D-League and first full season with Austin in 2009-10, led the league with 16.0 rebounds, 4.1 boards more than the nearest player... Averaged 17.6 points (18th) and 1.77 blocks (6th) in 40.0 minutes in 48 games (48 starts)... Shot 59.8 percent from the field (3rd)... Tallied a league-best 43 double-doubles, 15 more than the nearest player... Scored 20 or more points 20 times and registered 44 double-digit rebounding efforts... 10 rebounding efforts of 20 or more, including three-straight from Dec. 15-26... Grabbed D-League season-high 27 rebounds at Bakersfield on March 20... Scored 13 points and grabbed seven rebounds in 21 minutes in the 2010 D-League All-Star Game in Dallas. owns career D-League averages of 14.7 points, 13.7 rebounds and 35.4 minutes in 110 games (106 starts) with the Florida Flame (2005-06), Albuquerque Thunderbirds (2006-07), Iowa Energy (2008-09), Idaho Stampede (2008-09) and Austin Toros (2008-09, 2009-10).

continued...

NBA Regular Season Statistics

YEAR TEAM	G	MIN	FIELD GOALS		3-POINT		FREE THROWS		REBOUNDS		AST	STL	BLK	PTS	- AVERAGES -		
			FGM-FGA	PCT	FGM-FGA	PCT	FTM-FTA	PCT	OFF-DEF	TOT					RPG	APG	PPG
05-06 Boston	14	86	4-10	.400	0-0	—	6-13	.462	10-21	31	2	1	3	14	2.2	0.1	1.0
06-07 Cleveland	4	18	0-1	.000	0-0	—	3-6	.500	1-5	6	0	0	0	3	1.5	0.0	0.8
07-08 Cleveland	56	472	25-47	.532	0-1	.000	28-58	.483	69-71	140	10	10	25	78	2.5	0.2	1.4
08-09 Charlotte	6	52	4-7	.571	0-0	—	4-6	.667	6-6	12	0	0	1	12	2.0	0.0	2.0
09-10 Phoenix	2	6	0-0	.000	0-0	—	0-0	.000	0-2	2	0	0	0	0	1.0	0.0	0.0
TOTALS	82	636	33-65	.508	0-1	.000	41-83	.494	86-105	191	12	11	29	107	2.3	0.1	1.3

NBA Playoff Statistics

YEAR TEAM	G	MIN	FIELD GOALS		3-POINT		FREE THROWS		REBOUNDS		AST	STL	BLK	PTS	- AVERAGES -		
			FGM-FGA	PCT	FGM-FGA	PCT	FTM-FTA	PCT	OFF-DEF	TOT					RPG	APG	PPG
07-08 Cleveland	5	20	1-2	.500	0-0	—	1-2	.500	2-4	6	0	0	1	3	1.2	0.0	0.6
09-10 Phoenix	2	9	1-2	.500	0-0	—	3-4	.750	1-4	5	0	0	0	5	2.5	0.0	2.5
TOTALS	7	29	2-4	.500	0-0	—	4-6	.667	3-8	11	0	0	1	8	1.6	0.0	1.1

Career Hits

POINTS - 9 (12/4/07, Cleveland vs. New Jersey)

REBOUNDS - 13 (4/17/06, Boston vs. Cleveland)

ASSISTS - 2 (12/2/07, Cleveland at Boston)

BLOCKED SHOTS - 3 (1/31/08, Cleveland at Seattle)

STEALS - 1 (11 times, last 4/16/08, Cleveland vs. Detroit)

FGM - 3 (2 times, last 12/4/07, Cleveland vs. New Jersey)

FGA - 4 (3 times, last 4/16/08, Cleveland vs. Detroit)

3-PT FGM - None.

3-PT FGA - 1 (11/20/07, Cleveland vs. Milwaukee)

FTM - 4 (3 times, last 1/30/08, Cleveland at Portland)

FTA - 6 (3 times, last 4/16/08, Cleveland vs. Detroit)

MINUTES - 30 (4/17/06, Boston vs. Cleveland)

Dwayne Jones... continued

College

Four-year performer at St. Joseph's (2002-05, redshirted in 2001-02), owned career averages of 7.1 points and 8.5 rebounds in 98 games... 2005 Atlantic 10 Defensive Player of the Year... Two-time selection to the A-10 All-Defensive Team... As a sophomore in 2003-04, was a member of an undefeated squad that held the nation's No. 1 ranking and reached the Elite Eight... Teammates included Orlando's Jameer Nelson and Cleveland's Delonte West... Established himself as one of the top rebounders and shot blockers in college basketball during his collegiate career... Totaled 831 career rebounds, 694 points and 232 blocked shots, second on the school's all-time list... As a junior, ranked fifth in the nation in rebounding (11.6) and blocked shots (3.0)... That season, became the first St. Joseph's player since 1995-96 to average a double-double... Only the third freshman in school history to lead the team in rebounding average after grabbing 6.3 boards in 2002-03.

Personal


Born June 9, 1983 in Morgantown, WV... Grew up in Chester, PA... He and wife Jessica have a son, Dwayne III... Graduated from Saint Joseph's in May 2005 with bachelor's degree in sociology... Father, Dwayne, played football for West Virginia in the 1980s... As a high school standout, three-time First Team All-Tri-State Christian Athletic Conference selection at American Christian... 2001 TSCAC Player of the Year... Tallied over 1,700 points and 1,200 rebounds, averaging 25.8 points, 17.8 rebounds and 6.4 blocks per game as a high school senior.

Grant Hill... continued

the importance of vaccination against life-threatening diseases... In 2008, co-founded new coalition Stop MRSA Now dedicated to raising awareness and reducing the spread of MRSA (methicillin-resistant *Staphylococcus aureus*), a potentially life-threatening antibiotic resistant Staph infection that is becoming increasingly common in locker rooms, gyms and schools and affects more than 90,000 Americans every year... Appeared on "The Oprah Winfrey Show" during the Summer of 2009 to discuss the dangers of MRSA... Joined forces with professional athletes like the Celtics' Paul Pierce and softball player Jennie Finch in support of the nPLAY Foundation, whose goal is to combat the childhood obesity by raising funds for physical education and activity programs in low-income areas most affected by the epidemic... In 2000 and 2001, named among professional athletes as "Good Guys in Sports" by The Sporting News, recognizing athletes for outstanding character and exemplary civic responsibility... Served as vice-chairman of the 1999 Special Olympics World Games held in North Carolina... Childhood idols included Arthur Ashe and Julius Erving... Recognized for his tremendous efforts in the Central Florida community with the 2001 Rich and Helen DeVos Community Enrichment Award in Orlando... He and his wife donated \$1 million to Duke University and \$50,000 to benefit Child Abuse Prevention... Hill and his wife accompanied the Magic staff to Baton Rouge on a Hurricane Katrina relief effort where the Magic visited shelters and delivered 12,000 pounds of supplies on its team plane... Sponsored a two-year, seven-city art exhibit named "Something All Our Own: The Grant Hill Collection"... Member of the board for the Orlando Museum of Art.

Gani Lawal

#31


Forward **6-9** **234** **Current NBA Season: R**
Born: 11/7/88, College Park, GA **College: Georgia Tech**
Acquired: Selected with the 46th overall pick (second round) of the 2010 NBA Draft
Status: Signed through 2012-13

Pro Career

Selected by the Suns with the 46th overall pick (second round) of the 2010 NBA Draft... Became the 18th entry candidate selected by the Suns in franchise history... Third Georgia Tech product drafted by the Suns, joining Bruce Dalrymple (46th overall, 1987) and Malcom Mackey (27th overall, 1993)... Made his professional debut as a member of the Suns' 2010 Las Vegas Summer League squad.

College

Three-year performer at Georgia Tech where he averaged 11.8 points, 7.2 rebounds and 1.28 blocks in 99 career games (91 starts) from 2007-10... Sporting News All-Atlantic Coast Conference Second Team as a junior... Two-time All-ACC Third Team honoree as a sophomore and a junior... Earned those honors in his last two collegiate seasons while leading his team in both scoring and rebounding in both campaigns... Over his final two campaigns, averaged 14.0 points, 8.9 rebounds (3.2 offensive) and 1.42 blocks in 67 games (66 starts)... As a junior, started in the frontcourt alongside Derrick Favors, who was the third overall pick in the 2010 draft... Averaged a team-leading 13.1 points (14th-ACC) and team-best 8.5 boards (3rd-ACC) in his final season in a Yellow Jacket uniform... One of 16 players in school history with 1,000 career points and 600 rebounds... Finished his career 31st on the school's career scoring list (1,167), 12th in rebounding (712) and sixth in blocked shots (127).

Personal


Full name is Gani Oladimeji Lawal, Jr... Son of Gani, Sr. and Michelle Lawal... Has two sisters, Khalilah and Chasitie, and one brother, Khalil... Father is from Nigeria... Majored in management... Calls being drafted his most memorable basketball moment... Started playing basketball at the age of 12... Named Mr. Basketball in the state of Georgia both by the Atlanta Journal-Constitution and the Atlanta Tip-Off Club following his senior season at Norcross High School... McDonald's High School All-American and Parade Magazine Second-Team All-American... As a high school senior, averaged 18.4 points, 8.1 rebounds and 2.7 blocks in leading his school to a state championship... Carried a 3.8 grade-point average at Norcross, made his school's academic honor roll all four years and was a member of student council... High school teammate of Philadelphia's Jodie Meeks and the Clippers' Al-Farouq Aminu... College teammate of New Jersey's Derrick Favors... Favorite television show is Martin and movie is Hoop Dreams... Fan of the Atlanta Falcons and quarterback Matt Ryan... Would be a high school teacher and basketball coach if he were not an NBA player.

College Career Statistics

YEAR	G	GS	FIELD GOALS			3-POINT		FREE THROWS		REB	AST	STL	BLK	PTS	PPG
			FGM-FGA	PCT		FGM-FGA	PCT	FTM-FTA	PCT						
2007-08	32	25	90-158	.570		0-1	.000	49-99	.495	113	9	12	32	229	7.2
2008-09	31	30	184-331	.556		0-1	.000	99-177	.559	294	19	31	46	467	15.1
2009-10	36	36	172-325	.529		0-1	.000	127-222	.572	305	15	16	49	471	13.1
TOTALS	99	91	446-814	.548		0-3	.000	275-498	.552	712	43	59	127	1167	11.8

Robin Lopez

#15



Center **7-0** **255** **Current NBA Season: 3**

Born: 4/1/88, Fresno, CA

College: Stanford

Acquired: Selected with the 15th pick (first round) of the 2008 NBA Draft

Status: Signed through 2010-11; Team Option: 2011-12

2009-10

In his second NBA season, both with the Suns, blossomed after becoming the club's starting center midway through the season... In his sophomore season, nearly doubled his averages from his rookie campaign, averaging a career-high 8.4 points, career-high 4.9 rebounds, career-high 1.0 blocks and a career-best 19.3 minutes in 51 games, including a career-high 31 starts... Shot a career-high 58.8 percent from the field (171-of-291), which would have ranked third in the NBA if he reached statistical minimum to qualify (min. 300 FGM)... Inserted into the starting lineup on Jan. 18 at Memphis and subsequently averaged 11.3 points, 6.3 rebounds and 1.1 blocks in 24.5 minutes in 31 games... The Suns compiled a 22-9 (.710) record in his starts... Scored in double figures in 19 of 31 starts after entering the season with three double-digit scoring efforts as a rookie... In just his 29th game of the season on Feb. 1, surpassed his scoring total from his entire rookie season... Scored in double figures in four-straight games three different times (Jan. 15-20, Jan. 31-Feb. 5, Feb. 16-Feb. 21) after entering the season with three career double-digit scoring efforts... Tallied the first two 20-point efforts of his career (Jan. 20, Feb. 26), including a career-high 30 points vs. LA Clippers Feb. 26... That game was Lopez's first career 20-point, 10-rebound game and first 30-point, 10-rebound outing... The Suns were 12-2 when Lopez scored in double figures in the same game that Amar'e Stoudemire reached 20 or more... Registered four double-doubles, the first four of his career, all of which came after the All-Star break... Now owns five career double-digit rebound efforts, four of which came in 2009-10, including a career-high 12 boards Feb. 26 vs. LA Clippers... Transformed the Suns rebounding while a starter, as the Suns owned +4.8 advantage on the boards with him... Phoenix won or tied the rebounding battle in 24 of 31 games with him, something the club did 22 times in 51 games otherwise... Blocked a career-high and Suns season-high six shots Jan. 15 at Atlanta... Unfortunately, season was book-ended with injuries... After a strong training camp, suffered a broken fifth metatarsal in his left foot in the team's camp-ending intrasquad scrimmage and underwent surgery that made him inactive for the season's first 15 games (season debut came Nov. 27 at Minnesota)... Missed the season's final 10 games (March 28-April 14) due to a back injury (8-2).

NBA Regular Season Statistics

YEAR	TEAM	G	MIN	FIELD GOALS		3-POINT		FREE THROWS		REBOUNDS		AST	STL	BLK	PTS	- AVERAGES -		
				FGM-FGA	PCT	FGM-FGA	PCT	FTM-FTA	PCT	OFF-DEF	TOT					RPG	APG	PPG
08-09	Phoenix	60	614	71-137	.518	0-1	.000	47-68	.691	52-66	118	8	11	41	189	2.0	0.1	3.2
09-10	Phoenix	51	986	171-291	.588	0-0	-	88-125	.704	104-144	248	7	10	53	430	4.9	0.1	8.4
TOTALS		111	1600	242-428	.565	0-1	.000	135-193	.699	156-210	366	15	21	94	619	3.3	0.1	5.6

NBA Playoff Statistics

YEAR	TEAM	G	MIN	FIELD GOALS		3-POINT		FREE THROWS		REBOUNDS		AST	STL	BLK	PTS	- AVERAGES -		
				FGM-FGA	PCT	FGM-FGA	PCT	FTM-FTA	PCT	OFF-DEF	TOT					RPG	APG	PPG
09-10	Phoenix	6	103	19-35	.543	0-0	-	9-9	1.000	12-12	24	0	2	1	47	4.0	0.0	7.8

Career Highs

POINTS – 30 (2/26/10 vs. L.A. Clippers)

REBOUNDS – 12 (2/26/10 vs. L.A. Clippers)

ASSISTS – 1 (15 times, last 3/21/10 vs. Portland)

BLOCKS – 6 (1/15/10 at Atlanta)

STEALS – 2 (2 times, 3/12/10 vs. L.A. Lakers)

FGM – 13 (2/26/10 vs. L.A. Clippers)

FGA – 16 (2/26/10 vs. L.A. Clippers)

3-PT FGM – NONE

3-PT FGA – 1 (4/3/09 vs. Sacramento)

FTM – 8 (1/23/10 vs. Golden State)

FTA – 9 (2/16/10 at Memphis)

MINUTES – 37 (2/26/10 vs. L.A. Clippers)

Pro Career

Second-year player originally selected by the Suns with the 15th overall pick in the first round of the 2008 NBA Draft... Became the fifth Stanford Cardinal selected by the Suns in franchise history, joining Casey Jacobsen (2002), Kimberly Belton (1980), Mike Bratz (1977) and Claude Terry (1972)... 16th early entry candidate selected by Phoenix in draft history... In his rookie NBA season, averaged 3.2 points, 2.0 rebounds, 0.68 blocks and 10.2 minutes in 60 games (seven starts)... Made all seven starts in place of Shaquille O'Neal and in those opportunities averaged 2.3 points, 1.1 rebounds and 1.0 blocks... Averaged 3.2 blocks per 48 minutes (28th-NBA)... His 51.8-percent field goal shooting (71-of-137) would have been good enough for third-best among rookies and 17th-best in the league overall if he had enough attempts to qualify (min. 300 FGM)... Recorded his first career start on Nov. 7 at Chicago and in that game, notched his first career double-digit scoring effort with 14 points... Grabbed a then career-high 11 rebounds in 26 minutes at Minnesota on April 11, the first double-digit rebounding effort of his career... Made NBA debut in the season opener at San Antonio on Oct. 29, tallying three points and two rebounds in nine minutes... Represented the Suns in the 2008 NBA Summer League in Las Vegas where he averaged 14.0 points and team-highs of 7.8 rebounds and 1.8 blocks in four appearances... His summer league was cut short after being selected to the USA Basketball Men's Select Team, which helped the Men's Senior National Team train for the 2008 Summer Olympics in Beijing... Was one of just three rookies (Minnesota's Kevin Love, Portland's Jerryd Bayless) named to the team... Member of the Suns' 2009 Las Vegas Summer League squad where he averaged 11.8 points (3rd-team), 6.6 rebounds (2nd-team) and 2.0 blocks (1st-team) in five games (all starts), including 24 points and 16 rebounds in the club's first game on July 13 against Dallas.

College

Two-year collegiate standout at Stanford where he averaged 8.9 points, 5.6 rebounds and 2.33 blocked shots in 67 career games (61 starts)... As a sophomore, received Honorable Mention All-Pac-10 honors and was named to the Pac-10's All-Defensive Team... Finished his college career with the second-most career blocks in Stanford history (156) despite playing just two seasons... Recorded two of the three most prolific single-season block totals in school history with 83 blocks in 2007-08 (2nd-most all-time) and a freshman-record 73 blocks in 2006-07 (3rd-most)... In his second and final season with the Cardinal, averaged 10.2 points, 5.7 rebounds and 2.31 blocks, including 12.7 points, 6.0 rebounds and 2.67 blocks in three NCAA Tournament games... Registered 14 points and five blocked shots vs. Cornell in the first round of the 2008 NCAA Tournament and followed that up with an 18-point, nine-rebound, three-block performance vs. Marquette in the second round... As a freshman, averaged 7.5 points, 5.5 rebounds and a Pac-10-best 2.35 blocks.

Personal

A native of Fresno, Calif., is a film enthusiast who also enjoys comic books, drawing, writing, playing volleyball and swimming... From a family rich with sports tradition... Mother, Deborah Ledford, was a collegiate swimmer at Stanford ranked second in the world in the 400 individual medley who tried out for the 1968 U.S. Olympic team... Has three brothers, Alexander, Christopher and Brook, and one sister, Ursula Richardson... Oldest brother, Alexander, who is 6-foot-10, played college basketball at Santa Clara and Washington while older brother Christopher, who is 6-foot-7, passed on college basketball scholarships to pursue a career as a movie producer... Twin brother, Brook, who was a teammate at Stanford, was taken 10th overall in the 2008 NBA Draft by the New Jersey Nets... Brook is one minute older than Robin... After the NBA, would like to work as a designer for film or television.



Steve Nash

#13



Guard **6-3** **178** **Current NBA Season: 15**

Born: 2/7/74, Johannesburg, South Africa **College:** Santa Clara

Acquired: Signed as free agent 7/14/04
Signed extension 7/27/09

Status: Signed through 2011-12

2009-10

In his 14th NBA campaign and sixth since returning to Phoenix (eighth overall as a Sun), more than validated the contract extension he signed before the season's start by registering the greatest statistical season for a point guard 35 years of age or older in NBA history... Voted to start the 2010 NBA All-Star Game in Dallas, the second starting nod of his career (2006), and his seventh career All-Star selection overall, fifth as a Sun... All-NBA Second Team selection after averaging 16.5 points and an NBA-best 11.0 assists in 32.8 minutes, his lowest minute average since 1999-00... Shot 50.7 percent from the field (23rd-NBA, 2nd-NBA guards), 42.6 percent from three-point range (10th) and an NBA-best, franchise-record and career-high 93.8 percent from the free-throw line... Became the oldest player in NBA history to lead the league in assists and overall led the league for the fourth time in his career (2004-05, 2005-06, 2006-07)... Fifth player in NBA history to lead the league in assists in four different seasons (since 1969-70 when assist leader was first based on assist average), joining John Stockton (9), Jason Kidd (5), Kevin Porter (4) and Magic Johnson (4)... Averaged 11 or more assists for the franchise-record fourth time as a Sun, fourth in his career and fourth in the last six seasons... Only one other NBA player has averaged 11 or more assists past the age of 33 (John Stockton in 1995-96) and Nash has now done so twice (2007-08, 2009-10)... Became the first player in NBA history over the age of 35 to total 800 or more assists in a single season... It was the franchise-record fifth time in his career he has done so (Kevin Johnson - 3)... Finished the season eighth on the NBA's all-time assist list (8,397) after passing Rod Strickland (7,987) on Jan. 22... Then on Jan. 25 became just the eighth player in NBA history to reach 8,000 career assists and only the seventh player in league history with both 14,000 career points and 8,000 assists... Registered two 20-assist games (Oct. 30 vs. Golden State, Nov. 9 at Philadelphia), the sixth and seventh 20-assist efforts of his career, all with the Suns... The seven 20-assist games tie Kevin Johnson's franchise record and Johnson and Nash have all 14 in Suns history... First player in NBA history to record multiple 20-assist efforts in the first eight games of a season, and the five games between the two performances were the fewest since Avery Johnson in 1997 (two games)... Became the seventh player in NBA history to record at least one 20-assist effort in five different seasons (John Stockton, Magic Johnson, Oscar Robertson, Kevin Porter, Guy Rodgers, Kevin Johnson)... Already the only player in NBA history to shoot at least 50 percent from the field, 40 percent from three-point range and 90 percent from the free-throw line in a single season three different times, did so an NBA-record fourth time in 2009-10 (Larry Bird is the only other player to do so even twice)... The feat has only been accomplished nine times in NBA history overall and Nash has now done it four times (Bird-2, Reggie Miller, Mark Price, Dirk Nowitzki)... Suns all-time leader in career three-point field goals made (915) after passing Dan Majerle (800) on Nov. 3... Became the first player in team history to reach 900 three-pointers made on March 22... Finished the season with 1,484 career threes made overall, 13th on the NBA's all-time list... Led the NBA in free-throw percentage for the second time in his career (2005-06) and shot better than 90 percent from the line for the sixth time, something only four other players in NBA history have done (Ray Allen, Reggie Miller, Rick Barry, Calvin Murphy)... For the third time in the last five seasons and the second-straight campaign, set a new franchise record for single-season free-throw percentage (2005-06, 2008-09)... Enjoyed a career-best 13-of-13 night at the line on Jan. 5 at Sacramento, his most free tosses made without a miss in a single game... Became the 17th active player to reach 14,000 career points on Dec. 26... Became only the 10th active player to play in 1,000 career games on March 14, joining Jason Kidd, Shaquille O'Neal, Kevin Garnett, Juwan Howard, Michael Finley, Rasheed Wallace, Derek Fisher, Kobe Bryant and Ray Allen... Later that month on March 31, joined Alvan Adams, Walter Davis, Dick Van Arsdale, Kevin Johnson, Shawn Marion and Alvin Scott as only the seventh player in franchise history to play in 600 career games in a Suns uniform... Appeared in at least 74 games for the seventh time in seven seasons since returning to Phoenix... Led all NBA guards and ranked tied for fifth in the NBA overall with a team-high 49 double-doubles (35-14), including 14 20-10 games (12-2) and one 20-20 game (1-0), the first in a regulation game in his career on Nov. 9 at Philadelphia... Scored 20 or more 26 times (18-8) and reached 30 points on five occasions (4-1), something he did just twice in 2008-09... Recorded 54 double-digit assist efforts (39-15), 14 efforts of 15 or more (12-2), 10 of 16 or more (10-0), doubling his total from 2008-09 (five), and two 20-assist efforts, as many as the rest of the NBA combined... Recorded as many or more assists than the entire opposing team on nine occasions (9-0)... Registered two game-winners and now has eight in his career and five as a Sun (Oct. 28 at LA Clippers, Nov. 15 vs. Toronto)... Missed one game due to a sore lower back/abdomen on Feb. 23 (1-0).

Pro Career

AWARDS AND RECOGNITION

Two-time NBA MVP (2004-05, 2005-06)... Seven-time NBA All-Star, two-time starter... Selected as an All-Star reserve in consecutive seasons (2002 in Philadelphia, 2003 in Atlanta) with Dallas and five times with Phoenix (2005 in Denver, 2006 as starter in Houston, 2007 in Las Vegas, 2008 in New Orleans, 2010 as starter in Dallas)... Three-time All-NBA First Team selection, all with Phoenix (2005, 2006, 2007), Second Team selection in 2008, Third Team selection in 2002 and 2003 with Dallas... Named to the 2003-04 NBA All-Interview First Team... Two-time PlayStation Skills Champion on NBA All-Star Saturday (2005, 2010), joining Dwyane Wade as the event's only two-time winner... Three-time NBA Western Conference Player of the Month, two with Phoenix (November 2004, January 2007, November 2002 with Dallas)... Eight-time NBA Western Conference Player of the Week, seven with

continued...

NBA Regular Season Statistics

YEAR TEAM	G	MIN	FIELD GOALS		3-POINT		FREE THROWS		REBOUNDS		AST	STL	BLK	PTS	- AVERAGES -		
			FGM	FGA	PCT	FGM	FGA	PCT	FTM	FTA					PCT	OFF-DEF	TOT
96-97 Phoenix	65	684	74-175	.423	23-55	.418	42-51	.824	16-47	63	138	20	0	213	1.0	2.1	3.3
97-98 Phoenix	76	1664	268-584	.459	81-195	.415	74-86	.860	32-128	160	262	63	4	691	2.1	3.4	9.1
98-99 Dallas	40	1269	114-314	.363	49-131	.374	38-46	.826	32-82	114	219	37	2	315	2.9	5.5	7.9
99-00 Dallas	56	1532	173-363	.477	60-149	.403	75-85	.882	34-87	121	272	37	3	481	2.2	4.9	8.6
00-01 Dallas	70	2387	386-792	.487	89-219	.406	231-258	.895	46-177	223	509	72	5	1092	3.2	7.3	15.6
01-02 Dallas	82	2837	525-1088	.483	156-343	.455	260-293	.887	50-204	254	634	53	4	1466	3.1	7.7	17.9
02-03 Dallas	82	2711	518-1114	.465	111-269	.413	308-339	.909	63-171	234	598	85	6	1455	2.9	7.3	17.7
03-04 Dallas	78	2612	397-845	.470	104-257	.405	230-251	.916	59-173	232	687	67	8	1128	3.0	8.8	14.5
04-05 Phoenix	75	2573	430-857	.502	94-218	.431	211-238	.887	57-192	249	861	74	6	1165	3.3	11.5	15.5
05-06 Phoenix	79	2796	541-1056	.512	150-342	.439	257-279	.921	47-286	333	826	61	12	1489	4.2	10.5	18.8
06-07 Phoenix	76	2682	517-971	.532	156-343	.455	222-247	.899	30-239	269	884	57	6	1412	3.5	11.6	18.6
07-08 Phoenix	81	2780	485-962	.504	179-381	.470	222-245	.906	28-254	282	898	53	5	1371	3.5	11.1	16.9
08-09 Phoenix	74	2484	428-851	.503	108-246	.439	196-210	.933	19-204	223	717	55	10	1160	3.0	9.7	15.7
09-10 Phoenix	81	2660	499-985	.507	124-291	.426	211-225	.938	34-234	268	892	42	12	1333	3.3	11.0	16.5
TOTALS	1015	31671	5355-10957	.489	1484-3439	.432	2577-2853	.903	547-2478	3025	8397	776	83	14771	3.0	8.3	14.6

NBA Playoff Statistics

YEAR TEAM	G	MIN	FIELD GOALS			3-POINT			FREE THROWS		REBOUNDS			AST	STL	BLK	PTS	- AVERAGES -		
			FGM	FGA	PCT	FGM	FGA	PCT	FTM	FTA	PCT	OFF-DEF	TOT					RPG	APG	PPG
96-97 Phoenix	4	15	2-9	.222	1-4	.250	0-0	—	1-0	1	1	1	1	1	1	5	0.3	0.3	1.3	
97-98 Phoenix	4	51	8-18	.444	1-5	.200	5-8	.625	2-8	10	7	2	0	22	2.5	1.8	5.5			
00-01 Dallas	10	370	45-108	.417	16-39	.410	30-34	.882	6-26	32	64	6	1	136	3.2	6.4	13.6			
01-02 Dallas	8	323	51-118	.432	20-45	.444	34-35	.971	7-25	32	70	4	0	156	4.0	8.8	19.5			
02-03 Dallas	20	729	115-257	.447	37-76	.487	55-63	.873	15-55	70	145	17	1	322	3.5	7.3	16.1			
03-04 Dallas	5	197	27-70	.386	6-16	.375	8-9	.889	6-20	26	45	4	0	68	5.2	9.0	13.6			
04-05 Phoenix	15	610	140-269	.520	21-54	.389	57-62	.919	9-63	72	170	14	3	358	4.8	11.3	23.9			
05-06 Phoenix	20	798	146-291	.502	32-87	.368	83-91	.912	9-64	73	204	8	5	407	3.7	10.2	20.4			
06-07 Phoenix	11	413	74-160	.463	19-39	.487	41-46	.891	4-31	35	146	4	1	208	3.2	13.3	18.9			
07-08 Phoenix	5	183	32-70	.457	6-20	.300	11-12	.917	1-13	14	39	2	1	81	2.8	7.8	16.2			
09-10 Phoenix	16	539	99-191	.518	19-50	.380	67-75	.893	6-46	52	161	4	1	284	3.3	10.1	17.8			
TOTALS	118	4227	739-1561	.473	178-435	.409	391-435	.899	66-351	417	1052	66	14	2047	3.5	10.1	17.8			

NBA All-Star Game Statistics

YEAR TEAM	G	MIN	FIELD GOALS			3-POINT			FREE THROWS			REBOUNDS			AST	STL	BLK	PTS	- AVERAGES -		
			FGM	FGA	PCT	FGM	FGA	PCT	FTM	FTA	PCT	OFF-DEF	TOT	RPG					APG	PPG	
01-02 Dallas	1	24	3-9	.333	2-4	.500	0-0	—	2-1	3	9	1	0	8	3.0	9.0	8.0				
02-03 Dallas	1	16	1-3	.333	0-2	.000	0-1	.000	2-3	5	3	1	0	2	5.0	3.0	2.0				
04-05 Phoenix	1	17	1-2	.500	0-1	.000	0-0	—	0-0	0	6	0	0	2	0.0	6.0	2.0				
05-06 Phoenix	1	28	1-2	.500	0-0	—	0-0	—	1-4	5	6	1	0	2	5.0	6.0	2.0				
06-07 Phoenix	DNP-Injury																				
07-08 Phoenix	1	20	4-8	.500	0-1	.000	0-0	—	0-0	0	6	0	1	8	0.0	6.0	8.0				
09-10 Phoenix	1	20	2-4	.500	0-0	—	0-0	—	1-0	1	13	0	0	4	1.0	13.0	4.0				
TOTALS	6	125	12-28	.429	2-8	.250	0-1	.000	6-8	14	43	3	1	26	2.3	7.2	4.3				

Career Highlights

POINTS — 42 (2 times, 12/22/06 vs. Wash., 12/7/06 at NJ)

REBOUNDS — 13 (3/30/05 vs. Philadelphia)

ASSISTS — 22 (1/2/06 at New York)

BLOCKS — 2 (5 times, last 2/3/10 at Denver)

STEALS — 5 (12/18/00, Dallas at Boston)

FGM — 16 (12/7/06 at New Jersey)

FGA — 27 (3/6/09 at Houston)

3-PT FGM — 8 (3/31/08 vs. Denver)

3-PT FGA — 15 (12/22/06 vs. Washington)

FTM — 13 (2 times; 12/11/01, Dall. vs. Port., 1/5/10 at Sac.)

FTA — 16 (12/11/01, Dallas vs. Portland)

MINUTES — 55 (1/2/06 at New York)

Steve Nash... continued

the Suns (Dec. 16, 2001; Dec. 26, 2004; Feb. 13, 2005; Nov. 28, 2005; Jan. 8, 2006; Dec. 10, 2006; Jan. 21, 2007; Jan. 28, 2007)... For his success on the court and his many humanitarian efforts, was named to the Order of Canada in Dec. 2007, his home nation's highest civilian honor... Recipient of the 2007 J. Walter Kennedy Citizenship Award presented annually by the Professional Writer's Association... Received the Naismith Foundation Sportsmanship Award, presented by the family of hoops inventor Dr. James Naismith (2006)... Two-time winner of the Lionel Conacher Award as the Canadian Press' male athlete of the year (2005, 2002)... Unanimous winner of the Lou Marsh Award, the prize given to Canada's top athlete (2005)... Named one of Time Magazine's 100 most influential people (2006)... Nash and his foundation received the 2008 Steve Patterson Award for Excellence in Sports Philanthropy... Honored with his own Wheaties box, the first Suns player and third Canadian (joining Wayne Gretzky and Mario Lemieux)... Accepted an honorary Doctor of Laws degree from the University of Victoria in September 2009.

CAREER NOTES

Over the last six seasons the Suns are 323-143 (.693) when Nash plays and 9-17 (.346) when he does not... Ranks fifth all-time, second among active players (Jason Kapono), in three-point field goal percentage (.432, minimum 250 made)... Has shot 40 percent or better from three-point range in 13 of 14 seasons... 13th in NBA history with 1,484 career three-pointers made... Second all-time in career free-throw percentage (Mark Price), tops among active players (.9033, minimum 1200 made)... One of five players in NBA history to shoot 90 percent or better in six different seasons... Has shot 86 percent or better from the free-throw stripe in 12 of 14 seasons... Only player in NBA history to shoot at least 50 percent from the field, 40 percent from three-point range and 90 percent from the free-throw line in four different seasons after doing so in 2005-06, 2007-08, 2008-09 and 2009-10 (only Nash and Bird have done so at least twice)... Eighth in NBA history in career assists (8,397) and second in franchise history behind Kevin Johnson (5,478)... One of only five players in NBA history to total 800 or more assists in four consecutive seasons after doing so from 2004-05 to 2007-08 (John Stockton-10, Magic Johnson-9, Isiah Thomas-4, Oscar Robertson-4)... Only player in Suns history to average 11 or more assists in four different seasons (2004-05, 2006-07, 2007-08, 2009-10)... Franchise-record five seasons averaging double-digit assists, surpassing Kevin Johnson's previous mark (4) and Nash owns five of the 11 such seasons in Suns' history... One of only three players in league history with 1,300 threes and 7,000 assists (Tim Hardaway, Jason Kidd)... Won his second consecutive NBA Most Valuable Player Award in 2005-06, becoming only the ninth player in league history to capture the award in back-to-back seasons (Bill Russell, Wilt Chamberlain, Kareem Abdul-Jabbar, Moses Malone, Larry Bird, Magic Johnson, Michael Jordan, Tim Duncan)... Also joined Hall of Famer Johnson as the only point guards in league history to capture multiple MVP trophies... Joined Bob Cousy (1956-57), Oscar Robertson (1963-64), Magic Johnson (1986-87, 1988-89 and 1989-90), Michael Jordan (1990-91, 1992-93, 1995-96, 1997-98) and Allen Iverson (2000-01) as the only guards in league history to be named league MVP... Became only the second player in franchise history (Charles Barkley, 1992-93) to receive the NBA's top individual honor and joined Hakeem Olajuwon (1993-94, Nigeria) as the only international players to win the award (Nowitzki became the third in 2006-07)... Franchise-record seven career 20-assist games, all with the Suns (Johnson)... Two career 20-20 games overall (Jan. 2, 2006 OT; Nov. 9, 2009)... Three career triple-doubles: Nov. 17, 2003, Dallas vs. Portland (14 points, 10 rebounds, 12 assists); March 30, 2005, Phoenix vs. Philadelphia (12 points, 13 rebounds, 12 assists); April 19, 2006, Phoenix at Portland (16 points, 10 rebounds, 12 assists)... Made a single-season career-high 54 consecutive free-throws from Dec. 4, 2008-Jan. 23, 2009, a streak which spanned 20 games and was three makes shy of tying a franchise single-season record... Originally selected by the Suns in the first round (15th pick overall) of the 1996 NBA Draft and played two seasons in Phoenix, averaging 6.4 points, 1.6 rebounds and 2.8 assists in 16.7 minutes in 141 games... With a glut of playmakers (Jason Kidd, Kevin Johnson), the Suns traded Nash to Dallas on July 25, 1998 for Pat Garrity, Bubba Wells, Martin Muursepp and a future first-round pick (Shawn Marion)... Signed to return to the Suns as a restricted free agent on July 14, 2004 and then signed a contract extension on July 27, 2009... Former member of the Canadian National Team and was Canada's team captain at the 2000 Olympics in Sydney, Australia... Participated in the AT&T Shootout twice and in the Schick Rookie Game during the 1997 NBA All-Star Weekend in Cleveland... As a member of the Suns, finished third with Michele Timms of the WNBA's Phoenix Mercury, in the inaugural Nestle Crunch All-Star 2ball during All-Star Saturday in 1997.

College

At Santa Clara, he was twice named the West Coast Conference Player of the Year (1994-95, 1995-96), the first Bronco to do so since former Sun Kurt Rambis... Finished career as the Broncos' all-time leader in career assists (510), free throw percentage (.862), and three-pointers made and attempted (263-656)... Ranked third on the school's all-time scoring list (1,689)... Holds Santa Clara's single-season free throw percentage record (.894)... Named Honorable Mention All-American as a senior by The Associated Press and the USBWA and was a two-time Wooden Award candidate... Averaged 17.0 points, 6.0 assists and 3.5 rebounds as a senior... Became only the fourth player in WCC history to lead the conference in scoring and assists in the same season, a feat first accomplished by John Stockton... Notched 40 points (knocking down 8-17 3FG) at Gonzaga in 1995... Shot 21-21 from the free throw line against St. Mary's in 1995... Hit six-straight free throws in the final 31 seconds to top Arizona in the 1993 NCAA Tournament as a freshman.

Personal

Full name is Stephen John Nash... He and wife Alejandra have twin daughters, Lola and Bella, born in October 2004... His father, John, played professional soccer in South Africa and England... Mother is Jean... Has one sister, Joann, who is married to San Jose Shark Manny Malhotra... Brother, Martin, plays professional soccer for the United Soccer League's Vancouver Whitecaps and formerly played first division in England and for the Canadian National Team... Selected to carry the Olympic torch on its path to the 2010 winter games in his home province... Was one of four Canadian sports legends selected to light the cauldron at the opening ceremonies of the 2010 Olympic Winter Games in Vancouver, along with Catriona LeMay Doan, Nancy Green and Wayne Gretzky... Became the first Phoenix athlete to be featured in got milk? milk mustache ad campaign, which debuted in Dec. 2007... Steve Nash Foundation events have raised over \$1 million... Established the Steve Nash Foundation Charity Classic, hosting the inaugural game on July 29, 2005... Hosted the Steve Nash Roast, his first major fundraiser in Phoenix, in October 2007... The roast's proceeds went to an initiative between Nash and the governor's office to benefit early childhood education and development in Arizona... His foundation has teamed with the Whiteman Foundation, Ibis Foundation of Arizona, Southwest Human Development and the Balsz School District in Phoenix to create Educare Arizona with the goal of improving outcomes for at-risk children and their families by dedicating funding and resources to early childhood development... Broke ground on the Educare Arizona Early Childhood Education and Health Center in Phoenix in the summer of 2010, a facility that provides 200 low-income children with full-day, full-year care and education... Helped raise over \$2.5 million for the inaugural Yao/Nash Charity Gala event, a charity basketball game in Sept. 2007 in Beijing, China... Annually hosts the "Showdown in Chinatown," a celebrity soccer game in the heart of New York City to benefit the Steve Nash Foundation... Launched the bi-annual Showdown in Vancouver in September 2009... Sponsor of the Steve Nash Youth Basketball League in British Columbia that has grown to over 10,000 participants... In February 2008, became an investor in the eight-team Women's Professional Soccer League, which debuted in spring 2009 with franchises in Chicago, Boston, Dallas, Los Angeles, New Jersey/New York, St. Louis, Washington and Vancouver, British Columbia... Interest in filmmaking led to his own production company, "Meathawk"... Along with cousin Ezra Holland and in conjunction with ESPN's 30-for-30 documentary series, co-directed "Into the Wind," the story of Canadian hero Terry Fox, which debuted at the 2010 Toronto International Film Festival... Has also produced and directed commercial spots for Nike, Vitamin Water and most recently EA Sports... In 2007, opened the Steve Nash Sports Club in Vancouver, the first sports gym to aspire to meet standards for energy conservation and environmentally friendly practices... In Feb. 2008, debuted new Nike "Trash Talk" shoe, made from the wasted manufacturing scraps of other shoes... The shoe, which went on sale to the public on Earth Day 2009, is packaged in a box made entirely of recycled fiber... Feb. 2008 announced a partnership with Arizona Public Service (APS), the state's largest and longest serving electric utility, to promote the company's solar and renewable energy initiatives... Has appeared in local television commercials for APS for those initiatives... Appeared in photo ads for Make Poverty History, a global campaign against poverty... Has been featured in advertisements for numerous corporate partners, including Nike, Vitamin Water and Canadian-based computer manufacturer MDG Computers, Inc, and used those proceeds to help fund a new intensive care post-operative pediatric cardiology ward in Paraguay, where his wife grew up... During the summer of 2009, opened a pre-cancer screening and treatment clinic in his wife's native Paraguay... That same summer, traveled to China with the NBA to serve as a judge in American Idol-style basketball tryout in which the winner earned an opportunity with an NBA D-League team... In August 2005, was named to Athlete Advisory Boards of the Olympic Spirit Toronto, which has the world's first and only Olympic Discovery Center... Grew up in Victoria, British Columbia, and played hockey, lacrosse and soccer... An avid fan of English soccer, his favorite club is Tottenham... Subject of the book "Long Shot: Steve Nash's Journey to the NBA," by Jeff Rudd... Averaged 21.3 points, 11.2 assists and 9.1 rebounds as a senior at St. Michaels University High in Victoria, British Columbia... His Santa Clara No. 11 jersey was retired at his alma mater on Sept. 18, 2006, the first jersey raised to the rafters at the Leavey Center... Born in Johannesburg, South Africa and moved to Canada at the age of 18 months... stevenash.org.



Players

Jason Richardson #23



Guard **6-6** **225** **Current NBA Season: 10**

Born: 1/20/81, Saginaw, MI **College: Michigan State**

Acquired: From Charlotte on Dec. 10, 2008 with Jared Dudley and a 2010 second-round pick for Raja Bell, Boris Diaw and Sean Singletary

Status: Signed through 2010-11

2009-10

In his first full season in Phoenix, the nine-year NBA veteran established himself as the club's third-leading scorer and dramatically increased his production after the All-Star break... For the season, averaged 15.7 points, 5.1 rebounds and 1.8 assists in 31.5 minutes while appearing in 79 games (76 starts)... In 29 games after the All-Star break, averaged 17.8 points (14.5 points in 50 games before the break) and 5.3 rebounds (5.0) while shooting 51.3 percent from the field (45.0) and 45.6 percent from three-point range (35.1)... Along with Stoudemire (26.6), formed the NBA's third-highest scoring duo after the break (Billups-Anthony, Denver; Curry-Ellis, Golden State)... Scored 20 or more points 30 times and the Suns owned a 26-4 mark in those games (Suns are 40-9 in games in which Richardson scores 20 or more all-time)... 14 20-point efforts in 29 games after the All-Star break after tallying 16 in 50 games before... Scored in double figures in 20-straight games ending April 3, his longest such streak as a Sun and his longest since a 36-game streak from Dec. 14, 2007-Feb. 23, 2008... 5.1 rebounds were his most since 2007-08 and ranked fifth among all NBA guards... First Suns guard to average more than 5.0 rebounds since Joe Johnson in 2004-05 (5.1), matching the most by a Phoenix guard overall since Jason Kidd in 2000-01 (6.4)... Made 157 three-pointers (11th-NBA), second-most on the team... Made 72 three-pointers after the break, fourth-most in the NBA... Made two or more in 25 of 29 games following the break... Overall, made four or more three-pointers in a game 12 times, something he did just eight times with the Suns in 2008-09... Made multiple three-pointers in 16-straight games ending March 28, his longest such streak as a Sun... Was a career 43.4-percent shooter before being acquired by the Suns but over nearly two seasons in Phoenix has shot 48.0 percent from the field (841/1752)... Reached 12,000 points for his career on March 16... Averaged 16.1 points on the road where he registered 17 of his 29 total 20-point efforts... Came off the bench in three consecutive games from Jan. 18-22, averaging 15.3 points and 5.7 rebounds, and scoring 26 points on Jan. 20, his most in a reserve role in his career... Feb. 23 against Oklahoma City made the game-winner, a runner in the lane with 0.7 seconds remaining, his first since March 23, 2006... Talled three double-doubles (3-0), all three of which were 20-10 games (3-0), and one 30-10 effort (1-0)... Scored 30 or more twice (2-0), a season-high 34 points on Nov. 6 at Boston and March 22 at Golden State, tied for his second-most points in a Suns uniform... His 34 points at Boston came one game after being held scoreless, the first 30-point effort following a scoreless effort (at least 20 minutes played) in the NBA since Richardson himself did so March 26-29, 2007... Owns five 30-point games since joining Phoenix (5-0)... Four double-digit rebounding efforts (4-0) after recording one in 2008-09... Missed three games (2-1), serving a two-game NBA suspension Oct. 28-30 (2-0) and one due to a sprained right hand on Dec. 17 (0-1).


Pro Career

AWARDS AND RECOGNITION

Earned NBA All-Rookie First Team honors and finished third in Rookie of the Year voting in 2001-02... Won the Slam Dunk contest at NBA All-Star Saturday in 2001-02 and 2002-03, joining Michael Jordan as the only players to win in back-to-back years (Nate Robinson became the third in 2009-10)... Named MVP of the got milk? Rookie Challenge in 2001-02... Named Eastern Conference Player of the Week for the weeks ending March 9 and March 30, 2008... Also named Western Conference Player of the Week for the week ending March 20, 2005... NBA Western Conference Rookie of the Month for February 2002... 2000 NCAA champion as a member of the Michigan State Spartans.

CAREER NOTES

Nine-year veteran acquired by the Suns on Dec. 10, 2008, along with Jared Dudley and a 2010 second-round pick in a five-player deal that sent Raja Bell, Boris Diaw and Sean Singletary to the Charlotte Bobcats... Has averaged 16.5 points, 5.0 rebounds and 1.9 assists in 137 games (133 starts) since joining the Suns and Phoenix has compiled an 84-53 (.613) record... Has shot 48.0 percent from the field, 38.9 from three-point range and 75.6 percent from the free throw line... That includes his top two single-season field goal percentages in 2008-09 and 2009-10 and a career-high from the line in 2008-09... Joined the Suns with career shooting percentages of 43.4 from the field, 36.2 from three-point range and 70.1 from the line... Played his first six NBA seasons with Golden State, averaging



18.3 points, 5.4 rebounds and 3.2 assists in 428 games... In 96 games with Charlotte over the next season-plus, averaged 21.4 points, 5.2 rebounds and 3.1 assists... Led his team in season scoring average in four of his nine NBA campaigns, including four of the last seven seasons (2003-04, 2004-05, 2005-06, 2007-08)... Ranked in the top 20 in the NBA in scoring four times, including four of the last seven seasons (20th in 2003-04, 15th in 2004-05, 13th in 2005-06, 12th in 2007-08)... Averaged 20 or more points in three of the last six seasons, including a career-high 23.2 points (13th-NBA) in 2005-06 with the Warriors... Has shot at least 44 percent from the field in four of the last five seasons... Career 37.0 percent shooter from three-point range, has raised that average considerably by shooting 39.1 percent from beyond the arc since 2005... In **2007-08** with Charlotte, shot a then career-high 40.6 percent from three-point range while making a career-high 243 three-pointers, the fourth-highest single-season total in NBA history... Set Bobcats single-season franchise records for points (1788), scoring average (21.8), field goals (648), field goal attempts (1468), three-point field goals (243), three-point field goal attempts (599), double-figure scoring games (75), 20-plus-point games (50), 30-plus-point games (16) and minutes played (3149)... Left Golden State as the club's all-time leader in three-point field goals... In **2006-07**, averaged 23.0 points on 51.6 percent shooting in a 10-game span down the stretch to lead the Warriors to a 9-1 record and clinch their first playoff berth since 1993-94... Set a Warriors franchise record with eight three-pointers in a single game against Phoenix on March 29 that season... In **2005-06**, set a Warriors single-season record by making 183 three-pointers, eclipsing the 11-year-old mark owned by Tim Hardaway... Scored 25 or more points in a career-high seven-straight games from Feb. 27-March 10, 2006... On Dec. 10, 2002, went 6-of-6 from three-point range to set a Warriors franchise record most three-pointers made without a miss in a single game... In his rookie season of 2001-02, ranked second in scoring among rookies, tied for fourth in assists, seventh in rebounds, tied for seventh in offensive boards, 10th in defensive rebounds, third in minutes, sixth in steals, second in field goals made, fifth in free throws made, fifth in three-point percentage and third in three-point field goals made... Acquired by the Bobcats, along with the draft rights to Jermareo Davidson (No. 36 overall), from Golden State in exchange for the draft rights to Brandon Wright (No. 8 overall pick) in a draft-day trade on June 28, 2007... Originally drafted by the Warriors with the fifth overall pick in the 2001 NBA Draft.

continued...

Jason Richardson... continued

College

Named Second Team All-America by the Associated Press, USBWA, ESPN.com, *The Sporting News*, *Basketball Times* and CBS Sportsline.com as a sophomore... Earned Third Team All-America honors from NABC as a sophomore... Selected First Team All-Big Ten Conference by the league's media and coaches in 2001... An NABC and USBWA All-District selection and finalist for both the Wooden and Naismith awards... Helped Spartans to the 2000 NCAA Championship as a freshman and to NCAA Final Four as a sophomore... Listed as one of the top-15 freshman in the nation in the December 1999 issue of *Sports Illustrated*.

Personal

Full name is Jason Anthony Richardson... Nickname is "J-Rich"... Has a 6'11.5" wingspan... Son of Elaine Richardson-Cook... Has a daughter, Jaela', and two sons, Jason II and Jaxson... Has three brothers: Duane, Damond and Terrene, and two sisters: Tiffany and Trameka... Lists his mother and his uncle, Brian Bowen, as major influences on his life... During the summer of 2010, returned to his hometown of Saginaw and hosted a food drive for needy families and a golf tournament benefiting the local United Way chapter... Also attended the 2010 World Cup in South Africa... In honor of his jersey number, donated \$23,000 to Chances for Children, a Phoenix organization that works to save the lives of children living in poverty in Haiti, to aid relief efforts following the earthquake... Hosted "Man Up" Forum during 2009 NBA All-Star Weekend in Phoenix, a program designed to encourage young men to discuss issues affecting their lives... Took his "Man Up" Forum to Orlando in the summer of 2009 in conjunction with the "Tom Joyner Family Reunion," attended by thousands and intended to empower and inspire young people... Also during 2009 All-Star Weekend, hosted 23 local Phoenix elementary school students at NBA Jam Session and McDonald's NBA All-Star Celebrity Game in a job shadow project meant to help students learn about life in the NBA... Named one of the HOT 25 of the Bay Area by 7x7 Magazine prior to the 2006-07 season... A stellar hockey player until the 8th grade when his feet outgrew his ice skates... Named Michigan's Mr. Basketball in 1998-99 after leading Saginaw Arthur Hill to a berth in Michigan's Class A title game... Selected a McDonald's All-American as a senior after averaging 25.3 points and 12.8 rebounds... Enjoys listening to rap, R&B and reggae music.

NBA Regular Season Statistics

YEAR	TEAM	G	MIN	FIELD GOALS			3-POINT			FREE THROWS			REBOUNDS			AST	STL	BLK	PTS	- AVERAGES -		
				FGM-FGA	PCT	FGM-FGA	PCT	FTM-FTA	PCT	OFF-DEF	TOT	RPG	APG	PPG								
01-02	Golden St	80	2629	464-1090	.426	82-246	.333	141-210	.671	124-216	.340	236	106	31	1151	4.3	3.0	14.4				
02-03	Golden St	82	2698	476-1161	.410	123-334	.368	207-271	.764	111-267	.378	247	90	23	1282	4.6	3.0	15.6				
03-04	Golden St	78	2936	563-1284	.438	77-273	.282	258-377	.684	124-400	.524	226	86	41	1461	6.7	2.9	18.7				
04-05	Golden St	72	2724	610-1368	.446	125-370	.338	214-309	.693	125-299	.424	281	105	32	1559	5.9	3.9	21.7				
05-06	Golden St	75	2877	641-1438	.446	183-477	.384	276-410	.673	105-333	.438	232	97	37	1741	5.8	3.1	23.2				
06-07	Golden St	51	1675	306-734	.417	110-301	.365	92-140	.657	71-188	.259	172	54	32	814	5.1	3.4	16.0				
07-08	Charlotte	82	3149	648-1468	.441	243-599	.406	249-331	.752	80-361	.441	258	116	57	1788	5.4	3.1	21.8				
08-09	Charlotte	14	491	97-220	.441	27-59	.458	41-55	.745	13-45	.58	36	14	3	262	4.1	2.6	18.7				
08-09	Phoenix	58	1919	368-754	.488	102-266	.383	112-144	.778	64-197	.261	110	62	25	950	4.5	1.9	16.4				
09-10	Phoenix	79	2485	473-938	.474	157-400	.393	136184	.739	81-323	.404	143	66	33	1239	5.1	1.8	15.7				
TOTALS				671	23584	4646-10515	.442	1229-3324	.370	1726-2431	.710	899-2628	3527	1941	796	314	12247	5.3	2.9	18.3		

NBA Playoff Statistics

YEAR	TEAM	G	MIN	FIELD GOALS		3-POINT		FREE THROWS		REBOUNDS				- AVERAGES -				
				FGM-FGA	PCT	FGM-FGA	PCT	FTM-FTA	PCT	OFF-DEF	TOT	AST	STL	BLK	PTS	RPG	APG	PPG
06-07	Golden St	11	428	81-170	.476	29-82	.354	19-27	.704	24-50	74	22	14	5	210	6.7	2.0	19.1
09-10	Phoenix	16	533	112-223	.502	48-101	.475	44-58	.759	18-69	87	17	17	4	316	5.4	1.1	19.8
TOTALS		27	961	193-393	.491	77-183	.421	44-58	.741	42-119	161	39	31	9	526	6.0	1.4	19.5

Career Highs

POINTS - 44 (3/10/06, Golden State at Miami)

REBOUNDS - 14 (3 times, 1/19/08, Charlotte vs. Memphis;
11/12/05, Golden State at Phoenix;
11/8/05, Golden State at Milwaukee)

ASSISTS - 8 (13 times, last 3/19/08, Charlotte at Indiana)

BLOCKS - 3 (14 times, last 12/23/09 vs. Oklahoma City)

STEALS - 8 (4/15/08, Charlotte at New Jersey)

FGM - 18 (4/16/02, Golden State at Sacramento)

FGA - 32 (3/5/08, Charlotte vs. Golden State)

3-PT FGM - 8 (3/29/07, Golden State vs. Phoenix)

3-PT FGA - 14 (4/2/06, Golden State at Minnesota)

FTM - 12 (4/12/08, Charlotte at Indiana)

FTA - 14 (2/28/04, Golden State at Chicago)

MINUTES - 51 (2 times, last 1/12/08, Golden State vs. Det.)

Hedo ^{#19} Turkoglu



Forward **6-10** **220** **Current NBA Season: 11**

Born: 3/19/79, Istanbul, Turkey **Club: Efes Pilsen (Turkey)**

Acquired: From Toronto 7/14/10 in exchange for Leandro Barbosa and Dwayne Jones

Status: Signed through 2013-14; Early Termination Option after 2012-13

2009-10

In his 10th NBA season and only campaign with Toronto, averaged 11.3 points, 4.6 rebounds, 4.1 assists and 30.7 minutes in 74 appearances (69 starts)... Averaged 11.4 points, 4.7 rebounds and 4.1 assists as a starter... Sixth consecutive season averaging double-digit scoring... Led the team in scoring twice while tallying 38 double-digit scoring efforts, including seven of 20-plus points... Led the team in assists 14 times and rebounds four times... Pulled down a career-high 19 rebounds and 16 defensive boards Apr. 11 vs. Chicago... Two double-doubles, including a season-high 26-point, 11-rebound performance on Jan. 28 at New York... Also recorded 11 points and a season-high 11 assists Dec. 23 at Detroit... Converted on the game-winning free throw with 1.2 seconds left Jan. 24 vs. L.A. Lakers... Made the game-winning shot with 8.1 seconds left in overtime Dec. 4 at Washington... Recorded a career-high 32 blocked shots... Saw his streak of 236 consecutive starts come to an end March 28 at Miami (last game as a reserve had been Mar. 10, 2006 - Orlando vs. Cleveland)... Received an accidental elbow to the face by Indiana Pacers forward Mike Dunleavy on Jan. 31 that resulted in a non-displaced fracture of the orbital bone under his right eye which caused him to miss two games... Missed six games total due to injury: stomach flu (Mar. 26), sore left ankle (Mar. 7), orbital bone fracture (Feb. 2-3), upper respiratory infection (Jan. 3) and sore left hip (Nov. 17)... Signed and traded by the Orlando Magic to the Raptors on July 9, 2009 as part of a four-team deal that also landed Toronto Devean George and Antoine Wright from the Dallas Mavericks for Shawn Marion (sign-and-trade), and sent cash considerations to Orlando, a 2016 second-round pick to the Memphis Grizzlies, and Kris Humphries, Nathan Jawai and cash considerations to Dallas.

Pro Career

AWARDS AND RECOGNITION

2008 NBA Most Improved Player... 2001 NBA All-Rookie Second Team.

CAREER NOTES

First Turkish-born player in NBA history... A 10-year NBA veteran owns career averages of 12.2 points, 4.3 rebounds and 2.9 assists in 28.2 minutes in 752 games (443 starts) with the Sacramento Kings (2000-03), San Antonio Spurs (2003-04), Orlando Magic (2004-09) and Toronto Raptors (2009-10)... Originally selected with the 16th overall (first round) of the 2000 NBA Draft by the Sacramento Kings... Has made seven playoff appearances in 10 career seasons and his team has won a postseason series in all but one of those appearances... Overall, his teams are 9-7 (.563) in playoff series, which includes a 2009 NBA Finals berth... Averaged a team-leading 18.0 points along with 4.6 rebounds and 3.8 assists in the 2009 Finals vs. LA Lakers... Has made six game-winning shots in the final seconds of a game since 2006-07 and game-clinching free throws on two other occasions in that span... One of only three NBA forwards who have averaged at least four assists in each of the last three seasons (LeBron James, Andre Iguodala)... Has made 100 or more three-pointers in each of the last five seasons and has averaged 126 threes in that span (631-of-1644, .384)... Averaged 15.8 points over his five-year

continued...



Hedo Turkoglu... continued

tenure with the Magic (2004-09)... Final two seasons in Orlando were the most successful of his career... Averaged 18.2 points, 5.5 rebounds and 4.9 assists in 159 regular season games in that span... That included a 2008-09 campaign in which he scored in double figures in 72 of 77 games and notched 20 or more points 29 times... In 2007-08, averaged career bests of 19.5 points, 5.7 rebounds and 5.0 assists in 82 games in earning NBA Most Improved Player honors... Two career triple-doubles, both with the Magic (Feb. 4, 2008 vs. Dallas; March 10, 2008 vs. Atlanta)... Spent first three years of his career with Sacramento before being traded to San Antonio on July 24, 2003 as part of a three-team deal that also sent the Kings' Scot Pollard to Indiana for Brad Miller and the Spurs' Danny Ferry to Indiana for Ron Mercer... Signed with Orlando as a free agent on July 14, 2004.

International Career

Veteran leader of the Turkish Men's National Team... Most recently represented his home nation as it hosted the 2010 World Championships... Averaged 12.3 points, 4.0 rebounds and 4.2 assists in nine games in the tournament while helping to lead Turkey to a berth in the championship game against the United States and a runner-up finish... Also played for the Turkish National Team during the summers of 2003-05 and 2009... Four-year professional career with Efes Pilsen in the Turkish Professional League (1996-2000) before entering the NBA Draft... Appeared in 87 games, averaging 8.3 points, 3.9 rebounds and 1.6 assists in his career... Also saw action in 50 career Euroleague games with Efes Pilsen... Led squad to the 2000 Euroleague Final Four, averaging 13.6 points, 4.6 rebounds and 2.7 assists in 22 tournament games.

Personal

Full name is Hidayet Turkoglu (TURK-oh-lue)... Nicknamed "Hedo" (HEE-doh)... He and his wife, Banu, have one daughter, Ela (born Feb. 26, 2009)... Has one brother, Neyzat (Nez-ott)... His NBA signing was a national sports event in Turkey, with a nationally televised press conference... Keeps fans updated on his personal website: www.hedo79.com... During the summer of 2005, completed mandatory military service for his country, which is compulsory for Turkish men... Began playing basketball at the age of 10... Before joining the NBA listed current teammate Grant Hill among his favorite NBA players... Worked as a counselor and coach at the 2002 Basketball Without Borders camp in Istanbul to help promote friendship and understanding through sport among 12-14-year-old youth basketball players... Enjoys reading, listening to music, watching movies and playing video games... Wears a size 14 shoe.

NBA Regular Season Statistics

YEAR	TEAM	G	MIN	FIELD GOALS		3-POINT		FREE THROWS		REBOUNDS		AST	STL	BLK	PTS	- AVERAGES -		
				FGM-FGA	PCT	FGM-FGA	PCT	FTM-FTA	PCT	OFF-DEF	TOT					RPG	APG	PPG
00-01	Sac.	74	1245	138-335	.412	28-86	.326	87-112	.777	49-161	210	69	52	24	397	2.8	0.9	5.3
01-02	Sac.	80	1970	290-687	.422	63-171	.368	167-230	.726	63-300	363	163	57	31	810	4.5	2.0	10.1
02-03	Sac.	67	1175	165-391	.422	29-78	.378	88-110	.800	35-153	188	87	25	12	447	2.8	1.3	6.7
03-04	San Ant.	80	2073	262-645	.406	101-241	.419	114-161	.708	52-306	358	154	80	32	739	4.5	1.9	9.2
04-05	Orlando	67	1757	328-782	.419	93-245	.380	188-225	.836	62-171	233	153	41	18	937	3.5	2.3	14.0
05-06	Orlando	78	2615	398-877	.454	114-283	.403	255-296	.861	70-263	333	216	70	21	1165	4.3	2.8	14.9
06-07	Orlando	73	2268	345-823	.419	109-281	.388	171-219	.781	57-236	293	233	70	16	970	4.0	3.2	13.3
07-08	Orlando	82	3026	556-1219	.456	186-415	.400	324-391	.829	83-388	471	409	74	26	1602	5.7	5.0	19.5
08-09	Orlando	77	2815	423-1025	.413	134-376	.356	314-389	.807	45-365	410	375	64	19	1294	5.3	4.9	16.8
09-10	Toronto	74	2271	276-674	.409	108-289	.374	175-226	.774	42-201	343	304	55	32	835	4.6	4.1	11.3
TOTALS		752	21228	3181-7458	.427	945-2465	.383	1883-2359	.798	558-2644	3202	2163	588	230	9190	4.3	2.9	12.2

NBA Playoff Statistics

YEAR	TEAM	G	MIN	FIELD GOALS		3-POINT		FREE THROWS		REBOUNDS		AST	STL	BLK	PTS	- AVERAGES -		
				FGM-FGA	PCT	FGM-FGA	PCT	FTM-FTA	PCT	OFF-DEF	TOT					RPG	APG	PPG
00-01	Sac.	8	141	20-46	.435	8-14	.571	12-12	1.000	7-21	28	11	3	1	60	3.5	1.4	7.5
01-02	Sac.	16	443	55-137	.401	12-34	.353	16-31	.516	17-66	83	23	6	9	138	5.2	1.4	8.6
02-03	Sac.	10	174	18-50	.360	4-14	.286	13-18	.722	5-24	29	14	12	5	53	2	1.4	5.3
03-04	San Ant.	10	271	26-81	.321	14-42	.333	11-18	.611	5-40	45	15	9	1	77	4.5	1.5	7.7
06-07	Orlando	4	156	25-50	.500	3-9	.333	2-4	.500	2-11	13	14	5	4	55	3.2	3.5	13.8
07-08	Orlando	10	399	63-141	.447	10-35	.286	39-46	.848	14-50	64	55	8	2	175	6.4	5.5	17.5
08-09	Orlando	24	934	126-295	.427	32-83	.386	94-115	.817	9-100	109	116	18	4	378	4.5	4.8	15.8
TOTALS		82	2518	333-800	.416	83-231	.359	187-244	.766	59-312	371	248	61	26	936	4.6	3.2	11.4

Career Highlights

POINTS - 39 (3/19/08, Orlando vs. Washington)

REBOUNDS - 19 (4/11/10, Toronto vs. Chicago)

ASSISTS - 13 (2 times, last 3/10/08, Orlando vs. Atlanta)

BLOCKS - 3 (7 times, 11/24/09, Toronto vs. Indiana)

STEALS - 4 (6 times, last 11/29/08, Orlando vs. Indiana)

FGM - 13 (3/15/08, Orlando vs. Indiana)

FGA - 23 (3/15/08, Orlando vs. Indiana)

3-PT FGM - 7 (2 times, 3/19/08, Orlando vs. Washington)

3-PT FGA - 11 (2/22/08, Orlando vs. Philadelphia)

FTM - 14 (4/17/06, Orlando vs. Chicago)

FTA - 16 (4/17/06, Orlando vs. Chicago)

MINUTES - 50 (2/8/06, Orlando at Milwaukee)

Hakim #21 Warrick



Forward **6-9** **219** **Current NBA Season: 6**

Born: 7/8/82, Philadelphia, PA **College: Syracuse**

Acquired: Sign-and-trade with Chicago 7/9/10 in exchange for 2011 second-round pick.

Status: Signed through 2012-13; Team Option: 2013-14

2009-10

In his fifth NBA season and first outside Memphis, split the campaign between Milwaukee and Chicago following a midseason trade... Acquired by the Bulls on Feb. 18 along with Joe Alexander in exchange for John Salmons and two future second-round picks... Overall, appeared in 76 games (six starts) split between the Bucks (48) and Bulls (28), averaged 9.6 points and 4.1 rebounds in 20.5 minutes while shooting 48.2 percent from the field... Scored in double figures 37 times, including seven efforts of 20 or more points... Recorded three double-doubles (points/rebounds) and two 20-10 games, including a 21-point, 10-rebound effort against the Suns on Jan. 11... Led Bucks in scoring six times and rebounding three times... Led Bulls in scoring once and rebounding once... Acquired by the Suns in a sign-and-trade deal with the Bulls in exchange for a 2011 second-round pick on July 9, 2010.

Pro Career

AWARDS AND RECOGNITION

2003 NCAA champion as a member of the Syracuse Orangemen.

CAREER NOTES

Five-year NBA veteran owns career averages 10.1 points, 4.3 points and 21.5 minutes in 383 games (88 starts) with the Memphis Grizzlies (2005-09), Milwaukee Bucks (2009-10) and Chicago Bulls (2009-10)... Originally the 19th overall selection in the 2005 NBA Draft by the Memphis Grizzlies... Signed with the Bucks as a free agent on July 31, 2009 and was traded by Milwaukee to the Bulls on Feb. 18, 2010 along with Joe Alexander in exchange for John Salmons and two future second-round picks... Has averaged double-digit scoring in three of his five NBA seasons, including three of the last four... Has appeared in 383 of a possible 410 career regular season games (.934)... Joined the Suns with career averages against Phoenix of 13.3 points, 27.5 minutes and 58.1 percent shooting from the field, all three of which are his highest against any NBA opponent... His 6.4-rebound average against Phoenix is his second-highest career mark against any NBA team... Spent the first four seasons of his career with Memphis while averaging 10.2 points, 4.3 rebounds and 21.7 minutes in 307 games (82 starts)... Enjoyed the best statistical season of his career as a sophomore in 2006-07 when he averaged a career-high 12.7 points and career-best 5.1 rebounds... Owns 41 career effort of 20 or more points and two games of 30 or more points (career-high tying 31 points, twice, Dec. 8, 2006 at Milwaukee; Feb. 11, 2009 at Philadelphia)... 22 career double-doubles, four of which came against Phoenix, his most against any NBA team... Owns a share of the Grizzlies' franchise single-game record after making 10 consecutive field goals at Phoenix on April 13, 2009... Participated in the Sprite Rising Stars Slam Dunk competition during 2006 All-Star Weekend.

College

Four-year performer at Syracuse (2001-05), was a member of the school's 2003 NCAA Championship squad... Career collegiate averages of 15.4 points and 7.6 rebounds in 135 career games (119 starts)... Left Syracuse ranked fourth in scoring (2,073 points) and rebounding (1,025), second in career free-throws made (529) and attempted (803), and third in career consecutive double-figure scoring games (61)... As a senior, selected a finalist for the Naismith Trophy, the Wooden Award, the Rupp Trophy, and the Senior Class Award... Selected First-Team All-America by The Associated Press, Collegeinsider.com, the NABC, Rivals.com, the Rupp Trophy and the Wooden Award... Named Second-Team All-American by The Sporting News, Sports Illustrated and the USBWA... Big East Player of the Year and Big East Tournament MVP... First-Team All-Big East selection... Averaged 21.4 points and 8.6 rebounds in 34 games (all starts) in his final season... As a sophomore, started all 35 games for the national champion Orangemen... Became a fixture in Syracuse lore by blocking a Kansas three-point attempt in the final seconds to preserve victory in the NCAA title game.

continued...

Hakim Warrick... continued

Personal

Full name is Hakim Hanif Warrick... Son of Kenneth Nichols and Queen Warrick... Majored in retail management and consumer studies at Syracuse, finishing his degree in three-and-a-half years... While living in Memphis, did public service announcements for Memphis City Schools Reads and Memphis City Schools Fight Free Fifty, which encouraged students to go 50 days without fighting in school... Lists Coming to America as his favorite movie and Rudy as his favorite sports movie... Calls winning the NCAA title with Syracuse his greatest basketball accomplishment... Favorite pregame meal is spaghetti.



NBA Regular Season Statistics

YEAR	TEAM	G	MIN	FIELD GOALS		3-POINT		FREE THROWS		REBOUNDS		AST	STL	BLK	PTS	- AVERAGES -		
				FGM-FGA	PCT	FGM-FGA	PCT	FTM-FTA	PCT	OFF-DEF	TOT					RPG	APG	PPG
05-06	Memphis	68	724	101-228	.443	0-0	—	76-115	.661	43-101	144	30	14	21	278	2.1	0.4	4.1
06-07	Memphis	82	2152	373-712	.524	0-8	.000	299-388	.771	130-290	420	75	43	30	1045	5.1	0.9	12.7
07-08	Memphis	75	1753	328-653	.502	13-48	.271	183-260	.704	123-233	356	53	36	28	852	4.7	0.7	11.4
08-09	Memphis	82	2029	340-693	.491	5-23	.217	266-374	.711	129-277	406	66	48	39	951	5.0	0.8	11.6
09-10	Milw./Chi	76	1556	265-550	.482	1-7	.143	202-274	.737	127-187	314	52	24	18	733	4.1	0.7	9.6
TOTALS		383	8214	1407-2836	.496	19-86	.221	1026-1411	.727	552-1088	1640	267	165	136	3859	4.3	0.7	10.1

NBA Playoff Statistics

YEAR	TEAM	G	MIN	FIELD GOALS		3-POINT		FREE THROWS		REBOUNDS		AST	STL	BLK	PTS	- AVERAGES -		
				FGM-FGA	PCT	FGM-FGA	PCT	FTM-FTA	PCT	OFF-DEF	TOT					RPG	APG	PPG
05-06	Memphis	3	42	4-16	.250	0-1	.000	12-14	.857	1-6	7	0	1	0	20	2.3	0.0	6.7
09-10	Chicago	3	30	2-11	.182	0-1	.000	5-6	.833	3-2	5	0	0	0	9	1.7	0.0	3.0
TOTALS		6	73	6-27	.222	0-2	.000	17-20	.850	4-8	12	0	1	0	29	2.0	0.0	4.8

Career Highlights

POINTS – 31 (2 times, last 2/11/09, Memphis at Philadelphia)

REBOUNDS – 16 (4/3/07, Memphis vs. Phoenix)

ASSISTS – 5 (2 times, last 4/15/08, Memphis at Portland)

BLOCKS – 3 (6 times, last 2/9/09, Memphis vs. New Orleans)

STEALS – 3 (8 times, last 12/30/08, Memphis vs. Phoenix)

FGM – 12 (2 times, last 2/11/09, Memphis at Philadelphia)

FGA – 21 (11/28/06, Memphis at Denver)

3-PT FGM – 2 (2 times, last 3/26/08, Memphis at Sacramento)

3-PT FGA – 3 (4 times, last 1/2/09, Memphis vs. San Antonio)

FTM – 11 (12/30/08, Memphis vs. Phoenix)

FTA – 15 (10/31/09, Milwaukee vs. Detroit)

MINUTES – 45 (2 times, last 3/15/08, Memphis at Golden St.)

Suns In The Rafters...

Ring of Honor

ADAMS



33

Alvan Adams Nicknames "Oklahoma Kid" or "Double A"... Spent entire 13-year career as a Sun (1975-88)... Selected by Suns with fourth overall pick in 1975 Draft... NBA Rookie of the Year after helping Suns to first-ever appearance in NBA Finals... Phoenix's career leader in games played (988), minutes played (27,203), rebounds (6,937) and steals (1,289)... Ranks second in assists (4,102) behind Kevin Johnson... Suns jersey, 33, retired Nov. 9, 1988.

BARKLEY



34

Charles Barkley Nicknames "Sir Charles" and "Round Mound of Rebound"... One of only four NBA players with more than 23,000 points, 12,000 rebounds and 4,000 assists (includes Kareem Abdul-Jabbar, Wilt Chamberlain and Karl Malone)... Selected as one of the 50 Greatest players in NBA History in 1996 and is only Sun to appear on that list... Was the first Sun to be named NBA MVP after averaging 25.6 points and 12.2 rebounds in 1992-93 as Suns finished franchise-best 62-20... Has highest scoring average (23.4) of anyone in the Ring of Honor and trails only Charlie Scott (24.8) in team history... Eleven-time All-Star, including all four seasons in Phoenix (1993-96)... Ranks as the Suns all-time playoff leader in scoring average (26.5) and rebounds (644)... Set franchise record with 56 points, tied for the third most in NBA postseason history, at Golden State on May 4, 1994... Won two Olympic gold medals and led the Dream Team in scoring in 1992 and 1996... Inducted into the Hall of Fame on Sept. 9, 2006... Placed in Ring of Honor on March 20, 2004.

CHAMBERS



24

Tom Chambers Signed with Phoenix on July 8, 1988 as first unrestricted free agent in NBA history... Played five seasons for Suns and averaged 20.6 points, fifth on team's all-time list... Named All-NBA Second Team in his first two seasons when he averaged 27.2 and 25.7 points, the two highest season scoring averages in Suns history... Also holds club record with 60 points on March 24, 1990 against Seattle... Three-time All-Star with the Suns... Placed in Ring of Honor on April 18, 1999.

COLANGELO



Jerry Colangelo Moved to Valley of the Sun in 1968 to take over the expansion Phoenix Suns as the youngest general manager in professional sports... During his 40-year tenure with the Suns, has also served as the head coach (59-60 career record), president, managing general partner, chief executive officer and chairman... Collected an unprecedented four NBA Executive of the Year Awards (1993, '89, '81, '76)... Oversaw two Western Conference championships (1993, '76)... When the franchise's future was in question, coordinated a group of investors who purchased the team on October 14, 1987... Spearheaded the effort for a state-of-the-art downtown arena that would become what is now US Airways Center, which opened in 1992... Named Most Influential Sports Figure in state of Arizona for the 20th century by *The Arizona Republic*... Enshrined in the Naismith Memorial Basketball Hall of Fame on Sept. 10, 2004... Inducted into the Ring of Honor on Nov. 4, 2007.

DAVIS



Walter Davis Nicknames "Sweet D," "Man with the Velvet Touch" or "The Greyhound"... Regarded as best pure shooter in Suns history... Played 11 seasons with Phoenix (1977-88) after being selected by Phoenix with fifth overall pick in 1977 Draft... 1977-78 NBA Rookie of the Year... Phoenix's all-time leading scorer (15,666)... Ranks among top five in eight other categories... Played in All-Star Game six times (1978, '79, '80, '81, '84, '87)... Suns jersey, 6, retired April 3, 1994.

COTTON



Cotton Fitzsimmons Nicknames "Cotton" and "Whitey"... Twenty-year NBA coaching career included three stints as Suns head coach with a 341-208 record (.621)... Since 1970, served the Suns as head coach, director of player personnel, color analyst and finally as senior executive vice president... Retired from coaching sixth on the NBA's all-time victory list with an overall record of 832-775 (.518)... Two-time NBA Coach of the Year (1989 with Phoenix and 1979 with Kansas City)... In 1988-89, orchestrated what was at the time the third-biggest turnaround in NBA history guiding the club to a 55-27 record... Only one year earlier, pulled off a controversial trade with Cleveland on Feb. 25, 1988 that netted the Suns eventual All-Stars Kevin Johnson and Dan Majerle (via the draft)... Inducted into the Missouri Basketball Hall of Fame, the National Junior College Hall of Fame and Missouri Sports Hall of Fame... Placed posthumously in the Ring of Honor on March 18, 2005.

HAWKINS



Connie Hawkins Nickname "The Hawk"... New York City's greatest playground legend... In 1962, at age 19, ABL's MVP with Pittsburgh Rens... Harlem Globetrotter (1964-66)... Led Pittsburgh Pipers to first-ever ABA title (1967)... Averaged 20.5 points, 9.0 rebounds in five seasons with Phoenix... Joined Suns after coin flip with Seattle in 1969... All-Star each full season in Phoenix (1970, '71, '72, '73)... Listed as one of the top 15 players by Kareem Abdul-Jabbar... Inducted into the Hall of Fame May 11, 1992... Suns jersey, 42, retired November 19, 1976.

JOHNSON



Kevin Johnson Nickname "KJ"... 6-1 point guard played in 683 of his 735 career games in a Suns uniform... Ranks sixth in NBA history with 9.1 assists per game and 10th with 6,711 assists... Suns career leader in assists and had club record 25 on April 6, 1994 against San Antonio... Is one of five players in NBA history to average 20 points, 10 assists in three-straight seasons... Three-time All-Star (1990, '91, '94) and five-time All-NBA pick... Won 1989 Most Improved Player and gold medal at 1994 World Championships... Suns jersey, 7, retired March 7, 2001.

MAJERLE



Dan Majerle Nickname "Thunder Dan"... 6-6 swingman was selected with 14th overall pick in the 1988 Draft and soon emerged as a fan favorite because of his tremendous work ethic... Played first seven seasons in Phoenix, averaging 14.6 points, 5.9 rebounds and 3.3 assists, before concluding his career as a Sun in 2001-02... Phoenix's all-time leader in three-point field goals (800)... Won gold medal at the 1994 World Championships and a bronze medal at the 1988 Olympics... Became the first reserve to be voted to start on an All-Star team in 1995 and made three All-Star appearances (1992, '93, '95)... Only Sun to wear all three uniform styles... Placed in Ring of Honor on March 9, 2003.

PROSKI



Joe Proski Nicknames "Prosk" and "Magic Fingers"... Was the team's original athletic trainer and held the post for the first 32 years of the franchise... Named NBA Athletic Trainer of the Year in 1987-88... Earned the first 30-year award ever issued by the National Basketball Trainers Association... Served as athletic trainer at four All-Star Games and represented Western Conference on NBTA Executive Committee for 10 years... Placed in Ring of Honor on April 1, 2001.

VAN ARSDALE



Dick Van Arsdale Nicknames "Flying Dutchman" and "The Original Sun"... 6-5 swingman spent nine of 12 NBA seasons in Phoenix (1968-77)... Was club's first pick in 1968 Expansion Draft after three seasons in New York... Scored first point in franchise history on Oct. 18, 1968... Is fourth on club's all-time scoring list (12,060), averaging 17.6... Three-time All-Star (1969, '70, '71)... 1974 All-Defensive Second Team... Scored 15,079 career points (16.4 ppg)... Suns jersey, 5, retired Nov. 13, 1977.

WESTPHAL



Paul Westphal Nickname "Westy"... 6-4 guard from Southern Cal... Acquired by Phoenix from Boston on May 23, 1975 for Charlie Scott... Won 1974 NBA title with Boston... Helped lift Phoenix to 1976 Finals against Boston... Phoenix's sixth all-time leading scorer (9,564), averaging 20.6 points (1975-80, 1983-84)... Was a five-time All-Star, four as a Sun (1977, '78, '79, '80), and four-time All-NBA selection... Phoenix's top scorer each season played... Suns jersey, 44, retired April 15, 1989.



CATCH EVERY
BUZZER BEATER
NASH ASSIST JAM
SLAM!

ON YOUR EXCLUSIVE
HOME FOR PHOENIX
SUNS BASKETBALL!



Text **SUNS** to **620620**
for breaking SUNS news & alerts

*Msg rates may apply



[R]

**2009-10
SEASON IN REVIEW**

Year In Review 09-10

Final NBA Regular Season Standings

EASTERN CONFERENCE

ATLANTIC DIVISION

	W	L	PCT	GB	HOME	ROAD	LAST-10	STREAK
Boston	50	32	.610	-	24-17	26-15	3-7	Lost 2
Toronto	40	42	.488	10	25-16	15-26	5-5	Won 2
New York	29	53	.354	21	18-23	11-30	3-7	Lost 1
Philadelphia	27	55	.329	23	12-29	15-26	2-8	Lost 2
New Jersey	12	70	.146	38	8-33	4-37	3-7	Lost 3

CENTRAL DIVISION

	W	L	PCT	GB	HOME	ROAD	LAST-10	STREAK
Cleveland	61	21	.744	-	35-6	26-15	4-6	Lost 4
Milwaukee	46	36	.561	15	28-13	18-23	6-4	Won 1
Chicago	41	41	.500	20	24-17	17-24	7-3	Won 3
Indiana	32	50	.390	29	23-18	9-32	6-4	Lost 2
Detroit	27	55	.329	34	17-24	10-31	4-6	Won 1

SOUTHEAST DIVISION

	W	L	PCT	GB	HOME	ROAD	LAST-10	STREAK
Orlando	59	23	.720	-	34-7	25-16	9-1	Won 6
Atlanta	53	29	.646	6	34-7	19-22	7-3	Won 4
Miami	47	35	.573	12	24-17	23-18	9-1	Won 3
Charlotte	44	38	.537	15	31-10	13-28	6-4	Lost 1
Washington	26	56	.317	33	15-26	11-30	5-5	Won 1

WESTERN CONFERENCE

SOUTHWEST DIVISION

	W	L	PCT	GB	HOME	ROAD	LAST-10	STREAK
Dallas	55	27	.671	-	28-13	27-14	8-2	Won 5
San Antonio	50	32	.610	5	29-12	21-20	6-4	Lost 1
Houston	42	40	.512	13	23-18	19-22	6-4	Lost 1
Memphis	40	42	.488	15	23-18	17-24	2-8	Lost 3
New Orleans	37	45	.451	18	24-17	13-28	3-7	Won 2

NORTHWEST DIVISION

	W	L	PCT	GB	HOME	ROAD	LAST-10	STREAK
Denver	53	29	.646	-	34-7	19-22	6-4	Lost 1
Utah	53	29	.646	-	32-9	21-20	6-4	Lost 1
Portland	50	32	.610	3	26-15	24-17	7-3	Lost 1
Oklahoma City	50	32	.610	3	27-14	23-18	6-4	Won 1
Minnesota	15	67	.183	38	10-31	5-36	1-9	Lost 7

PACIFIC DIVISION

	W	L	PCT	GB	HOME	ROAD	LAST-10	STREAK
L.A. Lakers	57	25	.695	-	34-7	23-18	4-6	Lost 1
Phoenix	54	28	.659	3	32-9	22-19	8-2	Won 3
L.A. Clippers	29	53	.354	28	21-20	8-33	2-8	Won 1
Golden State	26	56	.317	31	18-23	8-33	6-4	Won 1
Sacramento	25	57	.305	32	18-23	7-34	1-9	Lost 3

NBA Playoffs 2010 Results

FIRST ROUND

L.A. LAKERS (1) vs. OKLAHOMA CITY (8)
(Lakers win series, 4-2)

DENVER (4) vs. UTAH (5)
(Jazz win series, 4-2)

DALLAS (2) vs. SAN ANTONIO (7)
(Spurs win series, 4-2)

PHOENIX (3) vs. PORTLAND (6)
(Suns win series, 4-2)

CLEVELAND (1) vs. CHICAGO (8)
(Cavs win series, 4-1)

BOSTON (4) vs. MIAMI (5)
(Celtics win series, 4-1)

ORLANDO (2) vs. CHARLOTTE (7)
(Magic win series, 4-0)

ATLANTA (3) vs. MILWAUKEE (6)
(Hawks win series, 4-3)

CONFERENCE SEMIFINALS

L.A. LAKERS (1) vs. UTAH (5)
(Lakers win series, 4-0)

PHOENIX (3) vs. SAN ANTONIO (7)
(Suns win series, 4-0)

CLEVELAND (1) vs. BOSTON (4)
(Celtics win series, 4-2)

ORLANDO (2) vs. ATLANTA (3)
(Magic win series, 4-0)

WESTERN CONFERENCE FINALS

L.A. LAKERS (1) vs. PHOENIX (3)
(Lakers win series, 4-2)

EASTERN CONFERENCE FINALS

ORLANDO (2) vs. BOSTON (4)
(Celtics win series, 4-2)

NBA FINALS

L.A. LAKERS vs. BOSTON
(Lakers win series, 4-3)
Game 1 - Lakers 102, Celtics 89
Game 2 - Celtics 103, Lakers 94
Game 3 - Lakers 91, Celtics 84
Game 4 - Celtics 96, Lakers 89
Game 5 - Celtics 92, Lakers 86
Game 6 - Lakers 89, Celtics 67
Game 7 - Lakers 83, Celtics 79

Team and Opponent Statistics

Teams' Statistics

TEAM	G	FIELD GOALS			3-PT. FIELD GOALS			FREE THROWS			REBOUNDS			MISCELLANEOUS				SCORING	
		MADE	ATT.	PCT.	MADE	ATT.	PCT.	MADE	ATT.	PCT.	OFF.	DEF.	TOT.	AST	PF	DQ	STL	TO	BLK
ATL.	82	38.79	82.94	.468	6.39	17.74	.360	17.71	23.34	.759	11.82	29.89	41.71	21.82	19.90	0.07	7.22	11.95	5.04
BOS.	82	37.06	76.76	.483	6.09	17.48	.348	19.01	25.49	.746	8.73	29.87	38.60	23.54	22.15	0.12	8.55	14.87	4.90
CHA.	82	34.85	76.90	.453	5.61	16.23	.346	19.06	26.59	.751	10.46	30.37	40.83	20.22	19.48	0.11	7.71	15.73	5.44
CHI.	82	37.77	83.23	.451	4.29	13.00	.330	18.04	23.93	.754	11.43	33.12	44.55	20.78	21.10	0.24	6.48	14.33	5.83
CLV.	82	37.82	77.94	.485	7.34	19.29	.381	19.13	26.59	.720	9.65	32.83	42.48	22.38	19.40	0.07	6.88	13.87	5.18
DALL.	82	38.29	82.44	.464	6.80	18.27	.372	18.61	22.80	.816	10.17	31.54	41.71	23.38	19.06	0.11	7.61	12.91	5.48
DEN.	82	38.10	81.44	.468	6.63	18.50	.359	23.62	30.59	.772	10.84	30.55	41.39	20.96	22.49	0.18	8.33	13.85	5.09
D.T.	82	35.85	80.51	.445	4.56	14.51	.314	17.74	24.37	.728	12.84	27.34	40.18	19.40	22.02	0.15	7.27	13.41	3.82
G.S.	82	40.60	86.51	.469	7.72	20.57	.375	19.89	25.43	.782	9.18	29.23	38.41	22.43	23.00	0.26	9.28	14.68	4.15
HOU.	82	37.73	84.43	.447	7.88	22.41	.351	19.04	24.66	.772	11.84	30.13	41.98	21.83	20.88	0.09	7.11	14.49	3.88
IND.	82	36.83	83.21	.443	8.04	23.12	.348	19.07	24.62	.775	9.57	31.93	41.50	21.10	22.54	0.20	7.13	15.02	5.35
LA-C	82	36.61	80.50	.455	5.89	17.77	.332	16.61	22.77	.730	11.30	30.51	41.82	22.07	19.28	0.07	6.49	15.67	5.68
LA-L	82	38.34	83.84	.457	6.49	19.05	.341	18.52	24.21	.765	11.87	32.46	44.33	21.10	19.41	0.06	7.46	13.37	4.88
MEM.	82	39.30	83.84	.469	4.20	12.44	.337	16.68	26.85	.733	13.05	30.44	43.49	18.82	20.18	0.16	7.87	15.22	4.87
MIA.	82	36.39	79.49	.458	6.02	17.39	.346	17.71	23.55	.752	10.67	31.13	41.80	18.88	20.85	0.09	7.38	13.16	5.57
MILW.	82	37.20	85.34	.436	7.87	22.11	.356	15.41	20.43	.755	11.77	31.22	42.99	21.22	22.23	0.13	7.07	13.23	4.70
MINN.	82	37.88	84.43	.449	4.91	14.40	.341	17.51	23.49	.746	11.73	31.17	42.90	19.83	20.72	0.15	7.28	16.26	3.73
N.J.	82	34.30	79.93	.429	4.60	14.45	.318	17.17	24.57	.780	10.94	28.76	39.70	18.78	20.04	0.04	6.99	14.41	4.79
N.O.	82	38.76	83.43	.464	6.96	19.17	.363	19.77	20.26	.778	10.39	29.88	40.27	22.29	19.59	0.07	7.62	13.45	3.66
N.Y.	82	38.13	83.85	.455	9.06	26.16	.346	16.78	21.45	.782	10.20	30.21	40.40	21.61	19.98	0.11	7.15	14.00	3.72
OKC.	82	37.35	80.84	.462	5.10	14.99	.340	21.68	26.95	.805	11.71	31.79	43.50	19.99	21.26	0.21	7.98	14.96	5.87
ORL.	82	36.65	77.98	.470	10.26	27.33	.375	19.21	26.54	.724	9.88	33.37	43.24	19.70	19.87	0.09	6.24	14.09	5.56
PHIL.	82	36.75	81.78	.460	5.78	16.84	.343	16.66	22.05	.756	11.48	29.52	41.00	21.01	20.45	0.12	8.13	14.54	5.35
PHX.	82	40.72	82.78	.492	8.90	21.59	.412	19.89	25.82	.770	11.10	31.90	43.00	23.32	20.89	0.12	5.84	14.76	5.10
PORT.	82	36.27	78.70	.461	5.99	16.93	.354	19.59	24.79	.790	11.13	29.06	40.20	20.41	20.91	0.12	6.38	12.34	4.27
SAC.	82	38.34	84.09	.456	5.88	16.87	.349	17.44	24.01	.726	11.91	30.71	42.62	20.48	22.28	0.17	6.88	14.95	4.46
S.A.	82	38.41	81.21	.473	6.76	18.87	.358	17.78	24.01	.740	10.82	31.96	42.78	22.30	20.35	0.13	6.29	13.61	4.65
TOR.	82	39.01	80.87	.482	6.32	17.04	.371	19.73	25.83	.764	9.83	30.57	40.40	22.00	22.18	0.13	5.72	13.41	4.68
UTAH	82	39.35	80.18	.491	5.35	14.72	.364	20.17	27.23	.741	10.63	31.56	42.20	26.67	22.67	0.21	8.23	15.20	4.88
WASH.	82	36.68	81.71	.449	5.27	14.94	.353	17.61	23.11	.762	11.78	29.98	41.76	18.99	21.37	0.16	6.01	14.87	5.13

Opponents' Statistics

TEAM	G	FIELD GOALS			3-PT. FIELD GOALS			FREE THROWS			REBOUNDS			MISCELLANEOUS				SCORING		
		MADE	ATT.	PCT.	MADE	ATT.	PCT.	MADE	ATT.	PCT.	OFF.	DEF.	TOT.	AST	PF	DQ	STL	TO	BLK	PTS
ATL.	82	37.17	80.77	.460	5.85	16.98	.345	16.83	22.59	.745	11.24	30.13	41.38	20.96	19.29	0.09	6.17	13.84	4.38	97.0
BOS.	82	35.12	77.93	.451	5.73	16.77	.342	19.59	26.24	.746	10.59	29.49	40.07	19.33	21.67	0.11	7.05	15.65	4.71	95.6
CHA.	82	35.67	79.71	.448	6.99	20.68	.338	15.49	20.85	.743	10.59	29.05	39.63	20.32	22.00	0.13	7.49	15.32	6.12	93.8
CHI.	82	37.11	83.96	.442	7.12	20.49	.348	17.77	23.88	.744	11.17	31.57	42.74	20.91	20.04	0.09	7.05	13.29	5.34	99.6
CLV.	82	35.79	80.89	.442	6.39	18.43	.347	17.61	23.26	.757	9.68	28.85	38.54	20.26	20.83	0.12	6.61	12.74	3.96	95.9
DALL.	82	37.89	82.99	.457	6.40	18.48	.347	17.10	22.55	.758	11.24	31.61	42.85	20.23	20.15	0.09	6.87	14.57	4.11	99.3
DEN.	82	37.66	82.51	.456	6.38	18.27	.349	20.67	26.91	.768	11.65	30.65	42.29	21.01	23.70	0.11	7.05	15.06	5.34	102.4
DET.	82	36.16	75.27	.480	6.93	18.46	.375	19.88	25.90	.767	9.93	29.51	39.44	23.15	20.76	0.13	6.70	14.32	4.89	99.1
G.S.	82	41.57	85.77	.485	6.91	18.46	.375	22.34	29.15	.767	13.41	34.66	48.07	24.13	21.43	0.11	7.87	17.59	4.96	112.4
HOU.	82	39.46	83.05	.475	5.96	16.39	.364	17.85	23.38	.764	10.67	32.10	42.77	20.93	22.44	0.26	7.28	14.72	6.49	102.7
IND.	82	37.96	83.84	.453	6.22	17.13	.363	21.63	28.61	.756	11.82	34.78	46.60	20.66	20.84	0.13	7.98	14.96	5.05	103.8
LA-C	82	38.94	82.83	.470	6.45	17.77	.363	17.74	23.29	.762	10.72	30.37	41.09	23.49	19.37	0.10	8.37	12.91	4.43	102.1
LA-L	82	37.20	83.41	.446	6.34	19.33	.328	16.24	21.66	.750	11.15	31.05	42.20	21.85	21.18	0.15	6.99	14.13	4.43	97.0
MEM.	82	39.96	83.52	.478	6.98	19.73	.354	17.10	22.66	.755	11.06	28.65	39.71	22.87	22.44	0.23	7.74	14.21	6.11	104.0
MIA.	82	34.30	78.15	.439	6.39	18.67	.342	19.23	25.50	.754	10.44	30.28	40.72	18.78	19.99	0.11	6.30	14.44	4.33	94.2
MILW.	82	35.00	77.57	.451	5.34	15.56	.343	20.63	26.96	.765	9.63	33.21	42.84	19.28	20.29	0.13	6.99	15.29	5.13	96.0
MINN.	82	40.77	84.89	.480	7.54	20.61	.366	18.71	24.16	.774	11.18	32.20	43.38	25.65	20.56	0.12	8.79	14.30	5.39	107.8
N.J.	82	38.68	80.40	.481	5.71	15.59	.366	18.43	24.65	.748	11.28	32.72	44.00	23.90	20.09	0.10	7.78	14.01	5.13	101.5
N.O.	82	39.63	82.07	.483	6.57	18.50	.355	16.87	22.45	.751	10.61	31.54	42.15	23.48	19.48	0.12	7.00	14.35	4.48	102.7
N.Y.	82	40.88	84.17	.486	6.74	19.16	.352	17.43	23.12	.754	11.70	33.22	44.91	21.01	19.22	0.16	7.13	14.41	4.49	105.9
OKC.	82	36.67	81.93	.446	5.87	17.24	.340	18.79	24.61	.764	11.43	29.23	40.66	19.73	21.40	0.16	7.51	15.10	4.68	98.0
ORL.	82	36.04	82.18	.438	6.37	17.52	.363	16.83	22.32	.754	9.76	30.26	40.01	18.90	22.18	0.13	6.72	12.80	3.51	95.3
PHIL.	82	37.87	80.16	.472	7.39	18.80	.393	18.51	24.18	.766	10.83	30.12	40.95	22.07	18.71	0.05	7.57	14.50	4.05	101.6
PHX.	82	39.45	87.38	.452	6.84	19.29	.355	19.59	25.78	.760	13.18	29.16	42.34	20.78	21.82	0.13	7.88	12.99	4.45	105.3
PORT.	82	35.98	77.46	.464	5.85	17.06	.343	17.00	22.80	.745	9.77	28.32	38.09	19.30	21.55	0.26	5.91	13.46	4.06	94.8
SAC.	82	39.01	83.27	.469	6.06	16.96	.357	20.28	26.21	.774	11.09	30.95	42.04	20.52	20.12	0.15	7.15	13.66	5.71	104.4
S.A.	82	36.89	81.60	.452	5.02	14.63	.343	17.48	23.12	.756	9.93	29.60	39.52	19.22	20.39	0.10	6.91	12.59	5.09	96.3
TOR.	82	38.95	83.22	.468	7.43	20.30	.366	20.52	26.17	.784	11.38	29.91	41.29	23.04	21.10	0.15	7.07	12.68	4.39	105.9
UTAH	82	35.46	78.91	.449	6.73	19.01	.354	21.23	27.88	.762	10.21	28.98	39.18	19.85	22.17	0.16	7.71	15.10	5.43	98.9
WASH.	82	37.60	81.27	.463	6.44	17.88	.360	19.39	25.46	.761	11.40	30.85	42.26	21.61	20.54	0.07	6.94	13.60	5.06	101.1

2009-10 NBA Award Winners

NBA Most Valuable Player	LeBron James, Cleveland Cavaliers
NBA Coach of the Year	Scott Brooks, Oklahoma City Thunder
NBA Defensive Player of the Year	Dwight Howard, Orlando Magic
NBA Most Improved Player	Aaron Brooks, Houston Rockets
NBA Rookie of the Year	Tyreke Evans, Sacramento Kings
NBA Sixth Man Award	Jamal Crawford, Atlanta Hawks
NBA Executive of the Year	John Hammond, Milwaukee Bucks
J. Walter Kennedy Citizenship Award	Samuel Dalembert, Philadelphia 76ers
NBA Sportsmanship Award	Grant Hill, Phoenix Suns

ALL-NBA TEAMS

FIRST TEAM

F LeBron James, Cleveland
 F Kevin Durant, Oklahoma City
 C Dwight Howard, Orlando
 G Dwyane Wade, Miami
 G Kobe Bryant, L.A. Lakers

SECOND TEAM

F Carmelo Anthony, Denver
 F Dirk Nowitzki, Dallas
C Amar'e Stoudemire, Phoenix
G Steve Nash, Phoenix
 G Deron Williams, Utah

THIRD TEAM

F Tim Duncan, San Antonio
 F Pau Gasol, L.A. Lakers
 C Andrew Bogut, Milwaukee
 G Joe Johnson, Atlanta
 G Brandon Roy, Portland

ALL-DEFENSIVE TEAMS

FIRST TEAM

Dwight Howard, Orlando
 Gerald Wallace, Charlotte
 LeBron James, Cleveland
 Kobe Bryant, LA Lakers
 Rajon Rondo, Boston

SECOND TEAM

Tim Duncan, San Antonio
 Anderson Varejao, Cleveland
 Josh Smith, Atlanta
 Dwyane Wade, Miami
 Thabo Sefolosha, Oklahoma City

ALL-ROOKIE TEAMS

FIRST TEAM

Tyreke Evans, Sacramento
 Stephen Curry, Golden State
 Darren Collison, New Orleans
 Brandon Jennings, Milwaukee
 Taj Gibson, Chicago

SECOND TEAM

Marcus Thornton, New Orleans
 DeJuan Blair, San Antonio
 Jonas Jerebko, Detroit
 James Harden, Oklahoma City
 Jonny Flynn, Minnesota

Weekly, Monthly Award Winners

NBA PLAYERS OF THE WEEK

Week	Eastern Conference	Western Conference
11/2	Dwight Howard (ORL)	Carmelo Anthony (DEN)
11/9	Joe Johnson (ATL)	Chris Kaman (LAC)
11/16	Brandon Jennings (MIL)	Dirk Nowitzki (DAL)
11/23	LeBron James (CLE)	Kobe Bryant (LAL)
11/30	Gerald Wallace (CHA)	Tim Duncan (SA)
12/7	Kevin Garnett (BOS)	Carlos Boozer (UTA)
12/14	Rodney Stuckey (DET)	Deron Williams (UTA)
12/21	Dwight Howard (ORL)	Kobe Bryant (LAL)
12/28	LeBron James (CLE)	Kobe Bryant (LAL)
1/4	Derrick Rose (CHI)	Kevin Durant (OKC)
1/11	LeBron James (CLE)	Chris Kaman (LAC)
1/19	Stephen Jackson (CHA)	Carmelo Anthony (DEN)
1/26	LeBron James (CLE)	Chauncey Billups (DEN)
2/1	Chris Bosh (TOR)	Kevin Durant (OKC)
2/8	LeBron James (CLE)	Russell Westbrook (OKC)
2/22	Dwight Howard (ORL)	Carlos Boozer (UTA)
3/1	LeBron James (CLE)	Carlos Boozer (UTA)
3/8	Dwyane Wade (MIA)	Dirk Nowitzki (DAL)
3/15	Andrew Bogut (MIL)	Brandon Roy (POR)
3/22	Paul Pierce (BOS)	Pau Gasol (LAL)
3/29	Dwyane Wade (MIA)	Manu Ginobili (SA)
4/5	Chris Bosh (TOR)	Kevin Durant (OKC)
4/12	Dwight Howard (ORL)	Dirk Nowitzki (DAL)

NBA MONTHLY AWARD WINNERS

	Eastern Conference	Western Conference
PLAYER		
November	LeBron James (CLE)	Carmelo Anthony (DEN)
December	LeBron James (CLE)	Kobe Bryant (LAL)
January	LeBron James (CLE)	Chris Paul (NO)
February	LeBron James (CLE)	Carlos Boozer (UTA)
March	Dwyane Wade (MIA)	Amar'e Stoudemire (PHX)
April	Derrick Rose (CHI)	Kevin Durant (OKC)
COACH		
November	Stan Van Gundy (ORL)	Alvin Gentry (PHX)
December	Mike Brown (CLE)	Lionel Hollins (MEM)
January	Larry Brown (CHA)	George Karl (DEN)
February	Scott Skiles (MIL)	Scott Brooks (OKC)
March	Erik Spoelstra (MIA)	Alvin Gentry (PHX)
April	Stan Van Gundy (ORL)	Rick Carlisle (DAL)
ROOKIE		
November	Brandon Jennings (MIL)	Tyreke Evans (SAC)
December	Brandon Jennings (MIL)	Tyreke Evans (SAC)
January	Brandon Jennings (MIL)	Stephen Curry (GS)
February	Jonas Jerebko (DET)	Darren Collison (NO)
March	Brandon Jennings (MIL)	Stephen Curry (GS)
April	Terrence Williams (NJ)	Stephen Curry (GS)

Suns Final Season Statistics 09-10

PLAYER	G	GS	MIN	FGM-FGA	PCT	3 PT		FTM-FTA	PCT	REBOUNDS		TOT	AST	PF-DQ	STL	TO	BLK	PTS-AVG
						FGM-FGA	PCT			OR-DR								
STOUDÉMIRE	82	82	2838	704-1264	.557	1-6	.167	487-632	.771	230-502	732	82	281-2	52	213	83	1896-23.1	
NASH	81	81	2660	499-985	.507	124-291	.426	211-225	.938	34-234	268	892	108-0	42	295	12	1333-16.5	
RICHARDSON	79	76	2485	473-998	.474	157-400	.393	136-184	.739	81-323	404	143	169-0	66	92	33	1239-15.7	
HILL	81	81	2430	336-703	.478	35-80	.438	205-251	.817	74-371	445	193	165-2	60	108	36	912-11.3	
FRYE	81	41	2190	317-703	.451	172-392	.439	98-121	.810	66-361	427	113	263-3	64	73	74	904-11.2	
BARBOSA	44	5	786	155-365	.425	44-136	.324	64-73	.877	11-58	69	64	71-0	23	46	12	418-9.5	
LOPEZ	51	31	986	171-291	.588	0-0	—	88-125	.704	104-144	248	7	117-1	10	41	53	430-8.4	
DUDLEY	82	1	1991	225-490	.459	120-262	.458	104-138	.754	99-182	281	115	162-1	81	68	16	674-8.2	
DRAGIĆ	80	2	1442	222-491	.452	74-188	.394	117-159	.736	38-133	171	241	131-0	48	126	8	635-7.9	
AMUNDSON	79	0	1168	152-276	.551	0-1	.000	67-123	.545	128-218	346	31	169-1	24	57	73	371-4.7	
TUCKER	11	0	71	13-30	.433	1-7	.143	16-21	.762	5-2	7	3	5-0	0	4	0	43-3.9	
CLARK	51	0	383	56-151	.371	2-5	.400	26-36	.722	18-44	62	21	25-0	7	23	13	140-2.7	
GRIFFIN	8	0	32	4-10	.400	0-2	.000	2-4	.500	0-2	2	1	4-0	0	1	2	10-1.3	
COLLINS	34	10	261	12-31	.387	0-0	—	10-25	.400	22-40	62	6	42-0	2	10	3	34-1.0	
JONES	2	0	7	0-0	—	0-0	—	0-0	—	0-2	2	0	1-0	0	0	0	0-0.0	

SUNS	82	-	19730	3339-6788	.492	730-1770	.412	1631-2117	.770	910-2616	3526	1912	1713-10	479	1210	418	9039-110.2
OPPONENTS	82	-	19730	3235-7165	.452	561-1582	.355	1606-2114	.760	1081-2391	3472	1704	1789-11	646	1065	365	8637-105.3

PLAYER	SINGLE-GAME HIGHS							AVERAGE PER GAME							CAREER HIGHS (C=SET, T=TIED THIS SEASON)						
	MIN	REB	AST	ST	TO	B	PTS	MIN	REB	AST	STL	TO	BLK	PTS	FGM	FGA	FTM	FTA	REB	AST	PTS
STOUDMIRE	45	21	4	3	7	4	44	34.6	8.9	1.0	0.63	2.6	1.01	23.1	20	28C	20	23	23	8	50
NASH	41	8	20	3	7	2	36	32.8	3.3	11.0	0.52	3.6	0.15	16.5	16	27	13T	16	13	22	42
RICHARDSON	45	13	5	5	4	3	34	31.5	5.1	1.8	0.84	1.2	0.42	15.7	18	32	12	14	14	8	44
HILL	43	13	8	4	5	3	23	30.0	5.5	2.4	0.74	1.3	0.44	11.3	17	35	18	22	18	14	46
FRYE	44	11	5	4	3	4	26	27.0	5.3	1.4	0.79	0.9	0.91	11.2	14	26	9	12	14	5T	30
BARBOSA	40	4	5	4	3	2	24	17.9	1.6	1.5	0.52	1.0	0.27	9.5	16	26	11	12	10	12	41
LOPEZ	37	12	1	2	4	6	30	19.3	4.9	0.1	0.20	0.8	1.04	8.4	13C	16C	8C	9C	12C	1T	30C
DUDLEY	49	12	5	4	3	2	20	24.3	3.4	1.4	0.99	0.8	0.20	8.2	8	14T	8	12	18	6	20C
DRAGIC	40	7	10	4	6	1	32	18.0	2.1	3.0	0.60	1.6	0.10	7.9	10C	13C	7C	8C	7C	10C	32C
AMUNDSON	28	11	3	3	3	5	20	14.8	4.4	0.4	0.30	0.7	0.92	4.7	10C	13C	4T	7	14	3C	20T
TUCKER	12	3	2	0	1	0	14	6.5	0.6	0.3	0.00	0.4	0.00	3.9	7	11	5T	8C	5	2T	16
CLARK	22	8	2	1	2	2	14	7.5	1.2	0.4	0.14	0.5	0.25	2.7	6C	9C	4C	4C	8C	2C	14C
GRIFFIN	8	1	1	0	1	1	4	4.0	0.3	0.1	0.00	0.1	0.25	1.3	1C	3C	2C	2C	1C	1C	4C
COLLINS	18	6	2	1	2	2	6	7.7	1.8	0.2	0.06	0.3	0.09	1.0	9	16	12	14	14	7	22
JONES	6	2	0	0	0	0	0	3.5	1.0	0.0	0.00	0.0	0.00	0.0	3	4	4	6	13	2	9
SUNS	265	58	37	12	23	14	152	240.6	43.0	23.3	5.84	14.8	5.10	110.2	67	128	61	80	77	51	173
OPPONENTS	265	58	36	14	22	13	132	240.6	42.3	20.8	7.88	13.0	4.45	105.3	67	137	56	71	83	47	159

2009-10 Game-By-Game Results

G	Date	Score	Opp.	W/L	Rec.	Attend.	1st	2nd	3rd	4th	10T	20T	Suns HI Pts.	Suns HI Reb.	Suns HI Assts.	Opp. HI Pts.	Opp. HI Reb.
1	10/28	109-107	@ LAC	W	1-0	15,974	24-31	29-22	24-26	32-28	-	-	Nash-24	Hill-13	Nash-8	Opp. HI Pts.	Opp. HI Reb.
2	10/30	123-101	GS	W	2-0	18,422	28-24	34-27	30-22	31-28	-	-	Barbosa-24	CF/LA-8	Nash-20	Ellis-23	Camby-11
3	11/1	120-112	MIN	W	3-0	15,376	35-34	32-27	29-24	24-27	-	-	Frye-25	Hill-10	Nash-14	Gomes-23	Biedrins-10
4	11/3	104-96	@ MIA	W	4-0	15,105	23-26	31-26	31-29	29-15	-	-	Nash-30	Hill-12	Nash-8	Gomes-15	Haslem-13
5	11/4	100-122	@ ORL	L	4-1	17,461	25-29	27-29	26-34	22-30	-	-	Stoudemire-25	Stoudemire-14	Dragic-6	Howard-25	Barnes-11
6	11/6	110-103	@ BOS	W	5-1	18,624	29-27	28-24	28-32	25-20	-	-	Richardson-34	Richardson-10	Nash-12	Garnett-8	Garnett-8
7	11/8	102-90	@ WAS	W	6-1	14,143	26-29	30-22	24-20	22-19	-	-	Richardson-29	Hill-13	Nash-17	GA/AB-20	Haywood-10
8	11/9	119-115	@ PHI	W	7-1	10,205	25-27	29-39	30-20	35-29	-	-	Richardson-29	GH/JR-8	Nash-20	Iguodala-24	Iguodala-9
9	11/11	124-104	NO	W	8-1	16,517	40-29	35-27	26-21	23-27	-	-	Stoudemire-21	Dragic-7	Nash-10	Paul-25	D. Brown-5
10	11/12	102-121	@ LAL	L	8-2	18,997	24-31	21-28	26-33	31-29	-	-	Dudley-14	Amundson-9	Nash-5	Bryant-29	Bryant-15
11	11/15	101-100	TOR	W	9-2	16,605	31-34	29-21	27-26	24-21	-	-	Stoudemire-30	Richardson-10	Nash-9	Bosh-25	Bosh-10
12	11/17	111-105	@ HOU	W	10-2	16,396	32-33	30-21	26-27	33-23	-	-	Stoudemire-23	Hill-7	Nash-16	Landry-27	Ariza/Landry-9
13	11/19	103-110	@ NO	L	10-3	14,520	22-26	27-26	27-26	27-32	-	-	Stoudemire-21	Frye-10	Nash-10	Stojakovic-25	Stojakovic-13
14	11/22	117-91	DET	W	11-3	18,422	29-26	29-16	26-21	23-28	-	-	Stoudemire-23	GH/LA-8	Nash-9	CV/DS-13	Maxiell-7
15	11/25	126-111	MEM	W	12-3	18,284	27-27	33-22	38-28	38-34	-	-	Stoudemire-28	Richardson-5	Nash-16	Randolph-24	Randolph-13
16	11/27	120-95	@ MIN	W	13-3	18,225	32-22	28-17	32-26	28-30	-	-	Richardson-22	Amundson-8	Nash-11	Sessions-23	Hollins-6
17	11/29	113-94	@ NY	W	14-3	17,721	33-25	17-24	34-27	29-18	-	-	Richardson-22	JR/GH-9	Nash-16	Bosh-30	Bosh-17
18	12/1	90-107	@ TOR	L	14-4	19,763	28-39	30-32	18-29	32-26	-	-	Nash-20	Dudley-7	Nash-8	Gallinari-27	Gallinari-10
19	12/2	115-107	@ CLE	L	14-5	20,562	14-33	15-24	29-22	32-28	-	-	Frye-22	Stoudemire-12	SN/GD-5	Ilgauskas-14	O'Neal-9
20	12/5	115-107	SAC	W	15-5	17,747	35-26	25-29	22-28	33-24	-	-	Nash-32	Stoudemire-21	Nash-6	Evans-21	Thomas-18
21	12/6	88-108	@ LAL	L	15-6	18,997	26-29	18-25	22-33	22-21	-	-	Stoudemire-18	Stoudemire-8	Nash-10	Bryant-26	Odom-8
22	12/8	101-102	@ DAL	L	15-7	19,857	29-23	21-26	20-28	31-25	-	-	Nash-27	Frye-9	Nash-8	Nowitzki-33	Nowitzki-8
23	12/11	106-103	ORL	W	16-7	18,216	33-22	28-30	24-29	21-22	-	-	Stoudemire-28	Stoudemire-10	Nash-18	Lewis-24	Howard-18
24	12/12	99-105	@ DEN	L	16-8	19,155	26-29	34-18	17-30	22-28	-	-	Nash-28	Amundson-11	Nash-7	Anthony-32	Andersen-10
25	12/15	116-104	SA	W	17-8	17,964	28-17	39-35	22-32	27-20	-	-	Stoudemire-28	Stoudemire-11	Nash-13	Duncan-34	Duncan-14
26	12/17	102-105	@ POR	L	17-9	20,559	28-25	27-23	26-22	21-35	-	-	Stoudemire-27	Stoudemire-11	Nash-13	Bayless-29	Przybyla-10
27	12/19	121-95	WAS	W	18-9	16,811	30-21	33-26	39-25	19-23	-	-	Stoudemire-23	Stoudemire-14	Nash-15	Arenas-22	Blatche-9
28	12/21	91-109	CLE	L	18-10	18,221	30-29	33-30	23-22	27-16	-	-	Nash-18	Stoudemire-12	Nash-10	James-29	3 Players-6
29	12/23	113-117	OKC	L	18-11	15,953	31-36	33-30	25-23	24-28	-	-	Stoudemire-35	Stoudemire-14	Nash-12	Durant-38	Green-9
30	12/25	124-93	LAC	W	19-11	19,550	30-26	37-29	34-22	23-16	-	-	Stoudemire-26	Amundson-10	Nash-8	Butler-22	Kaman-10
31	12/26	127-132	@ GS	W	19-12	16,709	35-36	36-34	37-34	19-28	-	-	Nash-36	AS/GH-7	Nash-9	ME/CM-33	Maggette-8
32	12/28	118-103	LAL	W	20-12	18,422	25-23	31-27	33-27	29-26	-	-	Stoudemire-26	Frye-11	Nash-13	Bryant-34	Odom-13
33	12/30	116-98	BOS	W	21-12	18,422	30-20	31-29	29-24	26-25	-	-	AS/CF-26	Frye-10	Nash-8	House-19	Perkins/Allen-7
34	1/2	113-109	MEM	L	21-13	17,135	29-33	21-36	26-31	27-28	-	-	Stoudemire-29	Amundson-7	Nash-13	Mayo-25	Randolph-11
35	1/5	113-109	@ SAC	W	22-13	13,630	34-25	29-24	25-32	25-28	-	-	Nash-30	Richardson-9	Nash-12	Evans-27	Evans-11
36	1/6	118-110	HOU	W	23-13	15,811	36-33	17-27	32-26	33-24	-	-	Nash-26	Stoudemire-11	Nash-12	Brooks-34	Landry-10
37	1/8	105-109	MIA	L	23-14	18,422	33-27	20-32	23-22	29-28	-	-	AS/GH-18	Stoudemire-18	Nash-12	Wade-33	Beasley-10
38	1/11	105-101	MIL	W	24-14	15,116	36-15	18-27	25-34	26-25	-	-	Nash-30	Stoudemire-10	Nash-11	Warrick-21	Bogut-13
39	1/13	114-122	@ IND	L	24-15	10,858	35-24	33-28	23-39	23-31	-	-	Stoudemire-21	CF/JR-8	Nash-9	Granger-33	Murphy-14
40	1/15	101-102	@ ATL	L	24-16	17,605	25-17	30-33	20-28	26-24	-	-	Stoudemire-28	Stoudemire-14	Nash-11	Hofford-24	Smith-10
41	1/16	99-125	@ CHA	L	24-17	17,574	22-43	25-31	30-31	22-20	-	-	Stoudemire-19	AS/LA-7	Nash-5	SJ/GW-29	Wallace-13

G	Date	Score	Opp.	W/L	Rec.	Attend.	1st	2nd	3rd	4th	10T	20T	Suns HI Pts.	Suns HI Reb.	Suns HI Assts.	Opp. HI Pts.	Opp. HI Reb.
42	1/18	118-125	@ MEM	L	24-18	18,119	20-34	36-24	30-30	32-37	-	-	Nash-22	Stoudemire-9	Nash-12	Gay-31	Opp. HI Reb. Randolph-11
43	1/20	118-94	NJ	W	25-18	15,963	32-26	24-23	34-28	28-17	-	-	Stoudemire-27	Three Suns-7	Nash-15	Lopez-26	Lopez-13
44	1/22	104-115	CHI	L	25-19	18,422	26-35	28-29	29-24	21-27	-	-	Stoudemire-23	Three Suns-8	Nash-7	Rose-32	Gibson/Nash-8
45	1/23	112-103	GS	W	26-19	17,792	25-28	30-32	24-20	33-23	-	-	Nash-23	Lopez-9	Nash-6	Maggette-27	Tolliver-11
46	1/25	115-124	@ UTA	L	26-20	19,911	24-24	45-34	27-33	19-33	-	-	Dragic-32	Richardson-6	Nash-5	Kiriienko-25	Boozer-20
47	1/26	109-114	CHA	L	26-21	15,722	33-26	21-22	29-29	15-21	11-16	-	Nash-23	Dudley-10	Nash-9	Jackson-30	Diaw-11
48	1/28	112-106	DAL	W	27-21	17,855	25-34	30-25	29-31	28-16	-	-	Stoudemire-22	Three Suns-6	Nash-11	Terry-21	Battier-11
49	1/31	115-111	@ HOU	W	28-21	17,165	28-21	32-27	19-25	21-27	15-11	-	Stoudemire-36	Stoudemire-11	Nash-16	Brooks-24	West/Posey-8
50	2/1	109-100	@ DEN	W	29-21	13,874	30-31	29-15	26-24	24-30	-	-	Stoudemire-25	Stoudemire-12	Nash-12	Thornton-25	Martin-10
51	2/3	109-97	@ DEN	W	30-21	19,155	28-22	32-27	26-23	23-25	-	-	AS/JR-20	Stoudemire-17	Nash-10	Nene/Smith-15	West/Posey-8
52	2/5	114-102	@ SAC	W	31-21	14,922	39-24	27-20	30-20	18-31	-	-	Stoudemire-30	Stoudemire-9	Nash-10	Greene-31	Casspi-8
53	2/10	101-108	POR	L	31-22	18,190	20-30	24-30	33-23	34-25	-	-	Stoudemire-24	Stoudemire-9	Nash-11	Aldridge-22	Miller-7
54	2/16	109-95	@ MEM	W	32-22	11,508	27-30	36-25	24-19	22-21	-	-	Richardson-27	AS/RL-10	Nash-16	Gay-21	Randolph-15
55	2/17	97-107	@ DAL	L	32-23	19,974	23-28	26-28	19-26	29-25	-	-	Stoudemire-30	Stoudemire-14	Nash-12	Nowitzki-28	Marion-10
56	2/19	88-80	ATL	W	33-23	18,266	26-23	23-27	21-16	18-14	-	-	Stoudemire-22	Lopez-9	Nash-6	Smith-21	AH/JJ-9
57	2/21	104-88	SAC	W	34-23	17,369	25-27	26-27	24-15	19-19	-	-	Richardson-26	Stoudemire-14	Nash-17	Landy-18	Thompson-9
58	2/23	104-102	@ OKC	W	35-23	18,203	27-25	24-27	31-26	22-24	-	-	Stoudemire-30	Richardson-13	Dragic-10	Durant-36	Durant-8
59	2/24	106-95	PHI	W	36-23	17,765	33-25	25-22	31-27	17-21	-	-	Richardson-24	Lopez-10	Nash-13	Iguodala-20	Carney-8
60	2/26	125-112	LAC	W	37-23	18,043	36-38	27-31	33-27	29-26	-	-	Lopez-30	Stoudemire-12	Nash-11	Gordon-25	Gordon-9
61	2/28	110-113	@ SA	L	37-24	18,581	25-21	27-28	24-28	34-36	-	-	Stoudemire-41	Stoudemire-10	Nash-11	TD/MG-21	Duncan-10
62	3/1	101-85	DEN	W	38-24	18,159	24-33	33-11	27-23	17-18	-	-	AS/GH-19	Stoudemire-14	Nash-10	Billups-21	Martin-10
63	3/3	127-101	@ LAC	W	39-24	17,455	30-26	27-32	29-18	31-25	-	-	Stoudemire-30	Stoudemire-10	Nash-13	Kaman-24	Kaman-9
64	3/4	108-116	UTA	L	39-25	17,912	34-24	23-25	29-26	22-41	-	-	Stoudemire-30	Four Players-7	Nash-15	Williams-27	Boozer-15
65	3/6	113-105	IND	W	40-25	18,180	29-28	34-29	30-29	20-19	-	-	Stoudemire-30	Dudley-12	Nash/Hill-5	Granger-24	Murphy-16
66	3/12	96-102	LAL	L	40-26	18,422	31-24	29-15	24-27	23-25	-	-	Stoudemire-29	Stoudemire-16	Nash-8	Bryant-21	Bryant-10
67	3/14	120-106	NO	W	41-26	18,218	34-22	21-27	28-22	37-35	-	-	Stoudemire-36	Stoudemire-12	Nash-12	Thornton-28	Okafor-12
68	3/16	152-114	MIN	W	42-26	18,197	38-33	41-28	35-27	38-26	-	-	Richardson-27	Lopez-9	Nash-14	Brewer-21	Jefferson-8
69	3/19	110-100	UTA	W	43-26	18,422	32-22	20-15	29-30	29-33	-	-	Stoudemire-44	Lopez-10	Nash-10	Boozer-23	Boozer-16
70	3/21	93-87	POR	W	44-26	18,422	21-26	26-21	17-21	29-19	-	-	Stoudemire-18	Stoudemire-14	Nash-8	Roy-23	Camby-16
71	3/22	133-131	@ GS	W	45-26	18,722	33-31	32-31	34-36	34-33	-	-	Stoudemire-37	Hill-9	Nash-12	Ellis-30	Tolliver-12
72	3/26	132-96	NY	W	46-26	18,422	34-29	30-19	32-22	36-26	-	-	AS/LB-18	Stoudemire-17	Nash-10	Harrington-24	Lee-13
73	3/28	111-105	@ MIN	W	47-26	16,668	26-25	40-19	17-31	28-30	-	-	Stoudemire-30	Stoudemire-11	Nash-11	Love-23	Gibson/Nash-10
74	3/30	111-105	@ CHI	W	48-26	21,169	36-25	21-35	24-24	30-21	-	-	Richardson-27	Stoudemire-11	Nash-10	Rose/Murray-23	Lopez-8
75	3/31	116-105	@ NJ	W	49-26	14,734	23-23	27-30	38-23	28-29	-	-	Nash-24	Nash-7	Nash-14	Williams-21	Jerebko-10
76	4/2	109-94	@ DET	W	50-26	22,076	26-23	30-27	29-23	24-21	-	-	Stoudemire-29	AS/GH/LA-6	Hill-8	Gordon-21	Delfino-9
77	4/3	98-107	@ MIL	L	50-27	16,436	18-22	16-36	28-23	36-26	-	-	Stoudemire-22	Stoudemire-8	Dragic-6	Jennings-23	Blair-8
78	4/7	112-101	SA	W	51-27	18,422	29-29	32-23	27-28	24-21	-	-	Stoudemire-29	AS/GH-8	Nash-12	Mason-18	Durant/Ibaka-9
79	4/9	91-96	@ OKC	L	51-28	18,334	31-32	26-26	12-21	22-17	-	-	Stoudemire-24	Stoudemire-15	Nash-12	Durant-35	Durant/Ibaka-9
80	4/11	116-106	HOU	W	52-28	18,422	33-36	29-21	25-28	29-21	-	-	Stoudemire-35	Stoudemire-13	Nash-11	Scola-30	Hill-9
81	4/13	123-101	DEN	W	53-28	18,422	38-26	32-23	27-21	26-31	-	-	Stoudemire-26	AS/CF-8	Nash-10	Anthony-29	Anthony-6
82	4/14	100-86	@ UTA	W	54-28	19,911	30-25	29-27	22-18	19-26	-	-	Stoudemire-20	Stoudemire-7	Nash-11	Williams-24	Okur-11

Key Dates 09-10

- 8/24:** Named **John Shumate** assistant coach, added **Bruce Fraser** to scouting staff, and promoted **Elvis Valcarcel** to video coordinator.
- 9/15:** Reached buyout agreement with **Sasha Pavlovic**, whose contract was acquired as part of the deal that sent **Shaquille O'Neal** to Cleveland.
- 9/18:** Head Athletic Trainer **Aaron Nelson** named Athletic Trainer of the Year by National Basketball Athletic Trainers Association (NBATA).
- 9/28:** Announced the signings of **Dan Dickau**, **Carlos Powell** and **Raymond Sykes** to training camp contracts.
- 10/5:** **Robin Lopez** underwent surgery to repair a broken fifth metatarsal in his left foot suffered at training camp ... Waived **Raymond Sykes**.
- 10/21:** Waived **Dan Dickau** and **Carlos Powell**.
- 10/26:** Claimed **Jarron Collins** off waivers.
- 10/30:** Exercised 2010-11 team options on the contracts of **Jared Dudley** and **Robin Lopez**, and declined the 2010-11 option on **Alando Tucker**.
- 10/30:** **Steve Nash** recorded sixth career 20-assist game in the Suns' home opener against the Golden State Warriors.
- 11/9:** **Steve Nash** tied **Kevin Johnson's** franchise record with his seventh career 20-assist game, all as a Sun, in a game at Philadelphia. Nash became the first player in NBA history to record multiple 20-assist efforts in the first eight games of a season.
- 12/1:** **Alvin Gentry** earned first career NBA Western Conference Coach of the Month award after leading the Suns to a franchise-record tying 14-3 start in October/November.
- 12/2:** Suns Chairman **Jerry Colangelo** elected Chairman of the Board of the Basketball Hall of Fame.
- 12/7:** Assigned **Taylor Griffin** to the Iowa Energy of the NBA D-League. Griffin was recalled Dec. 14.
- 12/28:** Assigned **Taylor Griffin** to the Iowa Energy of the NBA D-League. Griffin was recalled on Jan. 20.
- 12/29:** Traded **Alando Tucker**, a conditional second-round pick and cash considerations to the Timberwolves for **Jason Hart**. The Suns then waived Hart.
- 1/21:** **Steve Nash** and **Amar'e Stoudemire** named starters on the Western Conference All-Star team. The annual game was held in Dallas, TX, at Cowboys Stadium.
- 1/23:** **Leandro Barbosa** underwent surgery to remove a cyst on his right wrist.
- 1/28:** Suns overcame a double-digit deficit with a reserve-led effort, defeating the Dallas Mavericks 112-106 at US Airways Center. The win propelled the previously struggling Suns to a 28-7 finish to the season, the best mark of any Western Conference team.
- 2/13:** **Steve Nash** won the PlayStation Skills Challenge on NBA All-Star Saturday. **Channing Frye** participated in three-point shootout.
- 3/9:** **Channing Frye** (one-game suspension) and **Jason Richardson** (fine) among five Suns and Pacers either fined or suspended by the NBA following an altercation during a game between the two clubs on March 6.
- 3/15:** Assigned **Earl Clark** to the Iowa Energy of the NBA D-League. Clark was recalled on March 21.
- 3/28:** **Robin Lopez** was sidelined by a back injury that winds up keeping him out of the regular season's final 10 games and the first two rounds of the playoffs. Lopez returned for the Western Conference Finals.

- 4/1:** **Alvin Gentry** won his second NBA Western Conference Coach of the Month award following the Suns' 12-2 March. Gentry became just the third coach in franchise history (Fitzsimmons, D'Antoni) to earn multiple career monthly honors.
- 4/2:** **Amar'e Stoudemire** named NBA Western Conference Player of the Month, the second such honor of his career and first since April 2005.
- 4/5:** Signed **Dwayne Jones** from the Austin Toros of the NBA Development League.
- 4/7:** Assigned **Taylor Griffin** to the Iowa Energy of the NBA Development League. Griffin was recalled on April 12.
- 4/22:** **Jason Richardson** scored a playoff career-high 42 points on eight three-pointers made, one shy of an NBA and franchise record, in Game 3 of the Suns' first-round playoff series against the Trail Blazers in Portland.
- 4/26:** **Grant Hill** named 2009-10 NBA Sportsmanship Award winner, the NBA-record third Joe Dumars Trophy of his career.
- 5/5:** Celebrating Cinco de Mayo, Suns wore "Los Suns" jerseys for Game 2 of Western Conference Semifinal series. Phoenix defeats San Antonio, 110-102, in front of a sellout crowd at US Airways Center.
- 5/6:** **Steve Nash** and **Amar'e Stoudemire** named All-NBA Second Team selections.
- 5/7:** Playoff rookie **Goran Dragic** scored an astounding 23 fourth-quarter points as Phoenix overcame an 18-point deficit to build an insurmountable 3-0 series lead over the San Antonio Spurs en route to a surprising sweep of its longtime playoff foe.
- 5/9:** **Steve Nash** received six stitches above his right eye after an inadvertent **Tim Duncan** elbow and returned to the game to record 10 points and five assists in the game's fourth quarter despite his right eye swelling almost completely shut.
- 5/23:** **Steve Nash** suffered a minimally displaced nasal fracture with displaced cartilage in a fourth-quarter collision with the Lakers' **Derek Fisher** in the Suns' 118-109 win over Los Angeles in Game 3 of the Western Conference Finals at US Airways Center.
- 6/8:** **Grant Hill** exercised player option to return to Phoenix for 2010-11 season.
- 6/15:** Suns and President of Basketball Operations and General Manager **Steve Kerr** announced that Kerr would leave the club at the end of his contract on June 30.
- 6/24:** Selected Georgia Tech forward **Gani Lawal** (46th overall, second round) and Miami (FL) forward **Dwayne Collins** (60th overall, second round) in 2010 NBA Draft
- 6/24:** Exercised third-year contract option on head coach **Alvin Gentry** for 2011-12 season.
- 6/24:** Signed assistant coaches **Dan Majerle**, **Bill Cartwright** and **Igor Kokoskov** through 2011-12 season.
- 6/29:** Named **Noel Gillespie** assistant coach/advance scout.
- 7/8:** Re-signed free agent **Channing Frye** to a five-year deal.
- 7/9:** Completed sign-and-trade deal with New York that sends free agent **Amar'e Stoudemire** to Knicks. Phoenix received a trade exception.
- 7/9:** Acquired **Hakim Warrick** in a sign-and-trade deal with the Chicago Bulls in exchange for a 2011 second-round pick. Warrick signed a four-year contract.
- 7/14:** Acquire **Josh Childress** in a sign-and-trade deal with the Atlanta Hawks in exchange for a 2012 second-round pick. Childress signed a five-year contract.
- 7/14:** Acquire **Hedo Turkoglu** from Toronto Raptors in exchange for **Leandro Barbosa** and **Dwayne Jones**.
- 7/20:** Named sports attorney **Lon Babby** the club's president of basketball operations.
- 7/26:** Waived **Taylor Griffin**.
- 8/2:** Signed draft pick **Gani Lawal**.
- 8/4:** Signed **Matt Janning**.
- 8/5:** Named former Spurs and Cavaliers executive **Lance Blanks** the club's general manager.

Final Regular Season Records

	Record	Home	Road	Overtime	Head Coach: Alvin Gentry, 2nd season w/ Phx			
Overall	54-28	32-9	22-19	1-1	2009-10 Season: 54-28 (.659)			
Atlantic	9-1	5-0	4-1	0-0	Overall Record: 249-267 (.483)			
Central	5-5	3-2	2-3	0-0	Suns Record: 72-41 (.637)			
Southeast	5-5	3-2	2-3	0-1				
Eastern	19-11	11-4	8-7	0-1				
Southwest	12-6	8-1	4-5	1-0	Home Attendance			
Northwest	11-7	6-3	5-4	0-0	Games	41		
Pacific	12-4	7-1	5-3	0-0	Total	712,438		
Western	35-17	21-5	14-12	1-0	Average	17,648		
						13 sellouts (18,422)		
	Won	Lost						
Preseason	4	4			Offense	vs. Opponents		
Oct./Nov.	14	3	(6-0H / 8-3A)		+100	52-18	+500	25-19
December	7	9	(7-2H / 0-7A)		-100	2-10	-.500	28-9
January	7	9	(5-4H / 2-5A)					
February	9	3	(4-1H / 5-2A)		Defense			
March	12	2	(7-2H / 5-0A)		+100	35-27		
April	5	2	(3-0H / 2-2A)		-100	19-1		

Streaks

	Overall Streaks	Home Streaks	Road Streaks
Current:	Won 3	Won 8	Won 1
Longest:	Won 10, Lost 4	Won 10, Lost 2	Won 6, Lost 7
Last Win:	4/14 at Utah (100-86)	4/13 vs. Denver (123-101)	4/14 at Utah (100-86)
Last Loss:	4/9 at Oklahoma City (91-96)	3/12 vs. LA Lakers (96-102)	4/9 at Oklahoma City (91-96)

Suns Record When They:

	Home	Road	Overall
Led at the half:	25-2	14-8	39-10
Trailed at the half:	6-7	7-11	13-18
Were tied at the half:	1-0	1-0	2-0
Led after three quarters:	26-2	17-3	43-5
Trailed after three quarters:	6-6	5-14	11-20
Were tied after three quarters:	0-1	0-2	0-3
Shot higher field goal percentage:	28-4	19-6	47-10
Shot lower field goal percentage:	4-5	3-13	7-18
Made more three-pointers:	22-5	17-7	39-12
Made fewer three-pointers:	9-4	3-9	12-13
Shot more free throws:	21-2	12-5	33-7
Shot fewer free throws:	11-5	8-14	19-19
Outrebounded their opponent:	21-3	15-3	36-6
Were outrebounded by opponent:	10-5	5-16	15-21
Committed more turnovers:	15-8	18-13	33-21
Committed fewer turnovers:	16-1	3-5	19-6
Outscored opponents' bench:	13-3	11-10	24-13
Were outscored by opponents' bench:	17-4	10-9	27-13

Margins of Victory/Defeat

Largest Margin of Victory: 38 vs. Minnesota, 3/16 (152-114)

Largest Margin of Defeats: 27 at New York, 12/1 (99-126)

Margins	1	2	3	4	5	6	7	8	9	10	11	12	13	14	15	16	17	18	19	20	21	22	23	24	>25
Won By	1	3	1	4		5	1	6	2	2	3	4	1	3	3	2		1	1	1		2		1	7
Lost By	2		2	2	3	2	3	2	2	1	1						1	1	1	1		1			3

2009-10 Team Leaders

Player	10+ pts	20+ pts	30+ pts	10+ rebs	10+ assts	Double-Doubles
Amundson	11	1		3		2
Barbosa	18	2				
Clark	3					
Collins						
Dragic	25	3	1		3	1
Dudley	31	1		2		2
Frye	47	11		6		3
Griffin						
Hill	50	4		6		5
Jones						
Lopez	21	2	1	4		4
Nash	70	26	5		55	50
Richardson	61	30	2	4		3
Stoudemire	80	56	15	31		30

Led Suns in Scoring: Stoudemire (49), Nash (15), Richardson (11), Frye (3), Hill (2), Barbosa (1), Dragic (1), Dudley (1), Lopez (1)

Led Suns in Rebounding: Stoudemire (39), Hill (13), Richardson (13), Amundson (10), Frye (10), Lopez (10), Dudley (4), Dragic (1), Nash (1)

Led Suns in Assists: Nash (76), Dragic (5), Hill (2)

Led Suns in Steals: Dudley (28), Hill (22), Frye (21), Richardson (21), Dragic (16), Stoudemire (14), Nash (11), Amundson (7), Lopez (4), Barbosa (3), Clark (1)

Led Suns in Blocks: Stoudemire (31), Frye (25), Amundson (22), Lopez (17), Richardson (12), Hill (11), Nash (6), Barbosa (5), Dudley (5), Clark (4), Dragic (3), Collins (1), Griffin (1)

2009-10 Games Missed Due To Injury

GAMES MISSED DUE TO INJURY/ILLNESS/SUSPENSION — TOTAL: 73

Jason Richardson	NBA suspension right hand sprain	Missed 2 games (2-0) Missed 1 game (0-1)	10/28, 10/30 12/17
Robin Lopez	brocken fifth metatarsal, left foot back	Missed 15 games (12-3) Missed 10 games (8-2)	10/28-11/25 3/28-4/14
Leandro Barbosa	inflamed right ankle sprained left ankle surgery to remove cyst, right wrist	Missed 3 games (2-1) Missed 12 games (4-8) Missed 23 games (16-7)	11/3-11/6 12/1-12/23 1/23-3/14
Lou Amundson	flu	Missed 2 games (1-1)	12/5, 12/6
Grant Hill	heel bruise	Missed 1 game (0-1)	1/26
Steve Nash	sore lower back/abdomen	Missed 1 game (1-0)	2/23
Goran Dragic	right ankle	Missed 2 games (1-1)	3/4, 3/6
Channing Frye	NBA suspension	Missed 1 game (0-1)	3/12

2009-10 Team Highs And Lows

Phoenix Suns

TOTAL PTS	152 vs. Minnesota (3/16)
PTS, 1ST QTR	40 vs. New Orleans (11/11)
PTS, 2ND QTR	45 at Utah (1/25)
PTS, 3RD QTR	39 vs. Washington (12/19), vs. LA Clippers (3/3)
PTS, 4TH QTR	38 vs. Minnesota (3/16)
PTS, 1ST HALF	79 vs. Minnesota (3/16)
PTS, 2ND HALF	73 vs. Minnesota (3/16)
PTS, OVERTIME	15 at Houston (1/31)
FGM	55 vs. Minnesota (3/16)
FGA	104 at LA Lakers (11/12)
FG%	.619 vs. Memphis (11/25)
3-PT FGM	17 at Utah (1/25)
3-PT FGA	34 vs. Charlotte (1/26)
FTM	34 vs. Indiana (3/6)
FTA	40 vs. Indiana (3/6)
FT%	.960 at Dallas (12/8)
OFF REBS	24 at LA Lakers (11/12)
DEF REBS	46 at Houston (1/31)
TOTAL REBS	58 vs. Indiana (3/6)
ASSISTS	37 vs. Minnesota (3/16)
STEALS	12 at Cleveland (12/2)
TURNOVERS	23 vs. Golden State (10/30), vs. Utah (3/19)
BLOCKED SHOTS	14 at Charlotte (1/16)
POINTS IN THE PAINT	70 at Memphis (1/18)
SECOND CHANCE POINTS	32 at LA Lakers (11/12)
FAST BREAK POINTS	53 at Memphis (1/18)

Opponents

TOTAL PTS	132 at Golden State (12/26)
PTS, 1ST QTR	42 at Charlotte (1/16)
PTS, 2ND QTR	39 at Philadelphia (11/9)
PTS, 3RD QTR	39 at Indiana (1/13)
PTS, 4TH QTR	41 vs. Utah (3/4)
PTS, 1ST HALF	74 at Charlotte (1/16)
PTS, 2ND HALF	70 at Indiana (1/13)
POINTS, OVERTIME	16 vs. Charlotte (1/26)
FGM	53 at LA Lakers (11/12)
FGA	106 at Houston (1/31)
FG%	.584 vs. Portland (2/10)
3-PT FGM	14 at New York (12/1)
3-PT FGA	38 vs. Orlando (12/11)
FTM	36 at Indiana (1/13)
FTA	43 at Denver (12/12)
FT%	.917 at Oklahoma City (2/23)
OFF REBS	25 at New Orleans (11/19)
DEF REBS	43 at Indiana (1/13)
TOTAL REBS	58 at Minnesota (3/28)
ASSISTS	36 at LA Lakers (11/12)
STEALS	14 vs. Utah (3/19)
TURNOVERS	22 vs. Golden State (10/30)
BLOCKED SHOTS	13 at Indiana (1/13)
POINTS IN THE PAINT	78 at LA Lakers (11/12)
SECOND CHANCE POINTS	38 at New Orleans (11/19)
FAST BREAK POINTS	36 at Golden State (12/26)

HIGHS

LOWS

88 at LA Lakers (12/6), vs. Atlanta (2/19)
14 at Cleveland (12/2)
15 at Cleveland (12/2), vs. LA Lakers (3/12)
17 at Denver (12/12), vs. Portland (3/21), at Minnesota (3/28)
15 vs. Charlotte (1/26)
29 at Cleveland (12/2)
38 vs. Cleveland (12/21)
11 vs. Charlotte (1/26)
31 vs. Portland (3/21)
66 at Denver (12/12)
.365 at LA Lakers (11/12)
2 at Atlanta (1/15), vs. Atlanta (2/19)
11 vs. Sacramento (2/21)
6 at Washington (11/8)
10 at Minnesota (11/27)
.429 at Washington (11/8)
5 at Houston (11/17), at Denver (12/12), vs. New Orleans (3/14)
22 vs. Memphis (11/25)
29 vs. Memphis (11/25)
12 at LA Lakers (11/12)
0 vs. Miami (1/8)
6 at Indiana (1/13)
0 at Orlando (11/4), at Golden State (3/22), at Chicago (3/30)
26 at LA Clippers (10/28)
4 vs. Houston (1/6)
2 at LA Clippers (10/28), at LA Lakers (11/12)

LOWS

80 vs. Atlanta (2/19)
15 vs. Milwaukee (1/11)
11 vs. Denver (3/1)
15 vs. Sacramento (2/21)
14 vs. Atlanta (2/19)
37 vs. Utah (3/19)
30 vs. Atlanta (2/19)
11 at Houston (1/31)
30 vs. Atlanta (2/19)
74 vs. Sacramento (2/21)
.356 at Memphis (2/16)
0 vs. Utah (3/19)
8 vs. Memphis (11/25)
7 at LA Lakers (11/12)
12 vs. Detroit (11/22)
.389 at LA Lakers (11/12)
6 vs. Portland (2/10)
19 vs. New Orleans (11/11)
29 vs. New Orleans (11/11)
10 at Sacramento (2/5)
2 at Atlanta (1/15)
4 vs. Portland (3/21)
1, eight times, most recent: vs. Denver (3/1)
26 at Denver (12/12), vs. Washington (12/19)
2 at Golden State (3/22)
4 vs. Toronto (11/15), at Portland (12/17)

* team record ^ ties team record # USAC record \$ NBA Record



[R]

RECORDS

Suns Single-Game Records

Suns Individual Records

Most Points

Game	60	Tom Chambers vs. Seattle	3/24/90
Half	43*	Eddie Johnson at L.A. Clippers (2nd)	11/12/88
	40	Tom Chambers at Golden State (1st)	2/18/90
Quarter	26	Stephon Marbury vs. San Antonio (4th)	11/29/02
	23	Clifford Robinson vs. Denver (1st)	1/16/00
		Eddie Johnson at L.A. Clippers (4th)	11/12/88
		Charlie Scott at Seattle (1st)	12/16/73
Overtime	12	Rex Chapman vs. L.A. Clippers	2/13/99
		Walter Davis vs. Golden State	3/29/84

Most Field Goals Made

Game	22	Tom Chambers vs. Seattle	3/24/90
Half	17*	Eddie Johnson at L.A. Clippers (2nd)	11/12/88
	15	Stephon Marbury vs. San Antonio (2nd)	11/29/02
		Tom Chambers vs. Seattle (1st)	3/24/90
		Tom Chambers at Golden State (1st)	2/18/90
		Eddie Johnson at L.A. Clippers (2nd)	11/12/88
Quarter	11	Stephon Marbury vs. San Antonio (4th)	11/29/02
		Eddie Johnson at L.A. Clippers (4th)	11/12/88

Most Field Goals Attempted

Game	37	Charlie Scott vs. Philadelphia	12/19/73
		Gail Goodrich vs. Chicago	2/21/69
		Gail Goodrich at L.A. Lakers	2/28/69
Half	27*	Eddie Johnson at L.A. Clippers (2nd)	11/12/88
	23	Charlie Scott vs. Boston (2nd)	12/15/73
		Connie Hawkins at San Diego Rockets (2nd)	3/22/70
Quarter	17*	George Wilson vs. Detroit (4th)	11/10/68
	15	Stephon Marbury vs. San Antonio (4th)	11/29/02

Most Free Throws Made

Game	23*	Kevin Johnson vs. Utah	4/9/90
	21	Connie Hawkins vs. Seattle	1/17/70
Half	17*	Kevin Johnson vs. Utah (2nd)	4/9/90
	13	Stan McKenzie at Philadelphia (2nd)	2/15/70
Quarter	12	Stan McKenzie at Philadelphia (4th)	2/15/70

Most Free Throws Attempted

Game	27*	Charles Barkley vs. Washington	12/20/95
	25	Connie Hawkins vs. Seattle	1/17/70
Half	19	Jason Kidd vs. Vancouver (2nd)	3/22/99
Quarter	16	Stan McKenzie at Philadelphia (2nd)	2/15/70

Most 3-PT. Field Goals Made

Game	9	Quentin Richardson at New Orleans	12/29/04
	8***	Raja Bell at Denver	1/10/06
	8	Steve Nash vs. Denver	3/31/08
		Leandro Barbosa at Orlando	11/10/07
		Quentin Richardson at Portland	12/5/04
		Jason Kidd at Golden State	3/17/97
		Dan Majerle at L.A. Clippers	11/9/93
		Dan Majerle vs. Dallas	1/30/93
Half	6	Leandro Barbosa vs. Boston (2nd)	2/21/07
		Quentin Richardson vs. L.A. Lakers (1st)	4/5/05
		Quentin Richardson at Portland (1st)	12/5/04
		Stephon Marbury at Sacramento (2nd)	11/22/02

Most 3-PT. Field Goals Attempted

Game	17	Quentin Richardson at Minnesota	1/4/05
		Quentin Richardson at New Orleans	12/29/04

Most Assists

Game	25	Kevin Johnson vs. San Antonio	4/6/94
Half	14	Steve Nash vs. Cleveland (1st)	1/11/07
		Kevin Johnson vs. Boston (1st)	2/12/97
		Kevin Johnson vs. L.A. Clippers (1st)	2/9/89
Quarter	12	Steve Nash vs. Miami (1st)	1/6/06

Most Total Rebounds

Game	27	Paul Silas vs. Cincinnati at Omaha	1/18/71
Half	18	Neal Walk at Philadelphia (2nd)	3/14/73
		Paul Silas, several times, last at Seattle (1st)	1/21/72
Quarter	13	Armon Gilliam vs. Sacramento (1st)	1/13/89

Most Offensive Rebounds

Game	12	Charles Barkley vs. L.A. Clippers	11/7/92
		Curtis Perry at Golden State	11/18/76

Most Defensive Rebounds

Game	18	Shawn Marion at Miami	11/9/07
------	----	-----------------------	---------

Most Personal Fouls

Half	6***	Pat Burke at New York (2nd)	1/2/06
	6*	John "Hot Rod" Williams at Charlotte Hornets (2nd)	1/27/98
	6	David Lattin at L.A. Lakers (2nd)	12/3/68
Quarter	5	George McCloud at Chicago (4th)	12/15/97
		Mark Bryant at L.A. Clippers (4th)	11/8/97
		John "Hot Rod" Williams vs. Utah (4th)	11/4/97
		Ricky Sobers vs. Indiana (4th)	1/21/77

Suns Individual Records...continued

Most Consecutive Free Throws Made

Game	20	Amar'e Stoudemire vs. Houston	3/22/08
Overall	74	Steve Nash	4/6/07 thru 11/30/07
Single-Season	57	Kevin Johnson	1/27/89 thru 2/9/89
		Mike Bratz	1/12/80 thru 3/2/80

Most Minutes Played

Game	60***	Shawn Marion at New York	1/2/06
------	-------	--------------------------	--------

Most Steals

Game	10	Kevin Johnson vs. Washington	12/9/93
Half	7*	Walter Davis at Chicago (2nd)	10/27/78
	7	Mike Bratz vs. Cleveland (2nd)	2/11/79
Quarter	6	Mike Bratz vs. Cleveland (3rd)	2/11/79

Most Blocked Shots

Game	10	Amar'e Stoudemire vs. Utah	2/7/04
	10	Larry Nance at Philadelphia	1/4/88
Half	7	Amar'e Stoudemire vs. Utah (1st)	2/7/04
	7	Andrew Lang vs. Orlando (1st)	2/27/91
Quarter	6	Amar'e Stoudemire vs. Utah (1st)	2/7/04
	6	Andrew Lang vs. Portland (2nd)	12/26/89

Most Turnovers

Game	14#	Jason Kidd vs. New York	11/17/00
------	-----	-------------------------	----------

Most Consecutive Field Goals Without a Miss

Game	15	Walter Davis at Seattle	2/25/83
Overall	19	Charles Pittman	12/20/83 thru 12/30/83

Most Consecutive Suns Points

Game	18*	Steve Nash vs. Washington	12/22/06
------	------------	----------------------------------	-----------------

Suns Team Records – Highs

Most Points

Game	173^	vs. Denver	11/10/90
Half	107#	vs. Denver (1st)	11/10/90
Quarter	57#	vs. Denver (2nd)	11/10/90
Overtime	20	vs. Denver	12/23/96
		vs. L.A. Clippers	11/16/90
		vs. Denver	12/26/83

Most Field Goals Made

Game	67	vs. Denver	11/10/90
Half	43#	vs. Denver (1st)	11/10/90
Quarter	24#	vs. Denver (2nd)	11/10/90

Most Field Goals Attempted

Game	128	at	Atlanta	3/10/71
Half	80***	vs.	Portland (2nd)	11/1/84
	71	at	Atlanta (2nd)	3/10/71
Quarter	44	vs.	Detroit (4th)	11/10/68

Most 3-PT. Field Goals Made

Game	20	vs.	Denver	1/7/08
		vs.	New Orleans/Okla. City	4/17/06

Most 3-PT. Field Goals Attempted

Game	44***	at	New York	1/2/06
------	-------	----	----------	--------

Most Free Throws Made

Game	61*#	vs.	Utah	4/9/90
	50	at	New Jersey	3/30/90
Half	46	vs.	Utah (2nd)	4/9/90
	32	vs.	Denver (1st)	10/29/85
Quarter	22	vs.	Portland (4th)	4/10/84
Overtime	14	vs.	Utah	4/9/90

Most Free Throws Attempted

Game	80*	vs.	Utah	4/9/90
	63	vs.	Seattle	10/21/72
Half	63	vs.	Utah (2nd)	4/9/90
	45	vs.	Denver (1st)	10/29/85
Quarter	28	vs.	Atlanta at Albuquerque (2nd)	11/16/69
Overtime	20	vs.	Utah	4/9/90

Most Assists

Game	51	vs.	San Antonio	2/2/79
Half	33#	vs.	Denver (1st)	11/10/90
Quarter	17	vs.	Miami (1st)	1/6/06
		vs.	Denver (2nd)	11/10/90
		vs.	L.A. Clippers (4th)	1/17/87

Most Total Rebounds

Game	77	at	Baltimore	12/10/69
Half	46	at	Baltimore (2nd)	12/10/69
Quarter	27	vs.	San Francisco (1st)	11/4/68

Most Offensive Rebounds

Game	32	at	Philadelphia	1/25/81
------	----	----	--------------	---------

Most Defensive Rebounds

Game	51	at	Denver	12/22/88
------	----	----	--------	----------

Most Personal Fouls

Game	44	at	Chicago	1/8/70
Half	29	at	Chicago (2nd)	1/8/70
Quarter	17	at	Chicago (4th)	12/15/97

* Overtime *** Triple Overtime # NBA Record

Suns Team Records – Highs...continued**Most Steals**

Game	24	vs.	San Antonio	11/20/77
Half	17*	at	Chicago (2nd)	10/27/78
	16	vs.	Portland (1st)	3/28/80
Quarter	10	vs.	Portland (1st)	3/28/80
		at	Denver (4th)	3/7/78

Most Blocked Shots

Game	19	vs.	Atlanta	1/29/08
Half	11	vs.	Atlanta (2nd)	1/29/08
Quarter	10	vs.	Atlanta (4th)	1/29/08

Most Turnovers

Game	39	vs.	Denver	10/29/85
------	----	-----	--------	----------

Consecutive Field Goals Without a Miss

Quarter	14	vs.	New Jersey	1/29/92
---------	----	-----	------------	---------

Consecutive Free Throws Without a Miss

Game	33	vs.	Detroit	12/23/80
------	----	-----	---------	----------

Largest Margin of Victory

Game	55	vs.	Sacramento (140-85)	4/19/89
------	----	-----	---------------------	---------

Highest Field Goal Percentage

Game	.696	at	Golden State (48-69)	3/12/80
------	------	----	----------------------	---------

Highest Free Throw Percentage

Game	1.000	19 times, last at	Memphis (21-21)	4/8/08
------	-------	-------------------	-----------------	--------

Suns Team Records – Lows**Fewest Points**

Game	68	at	Kansas City	3/8/81
Half	25	vs.	Sacramento (2nd)	3/7/01
Quarter	7	vs.	Memphis (4th)	11/11/06
Overtime	2	at	Houston	3/20/99

Fewest Free Throws Made

Game	2	vs.	Minnesota	3/20/07
Half	0	vs.	New York (1st)	12/9/05
		at	Milwaukee (1st)	1/5/91

Fewest Free Throws Attempted

Game	4	vs.	Minnesota	3/20/07
		at	Memphis	12/17/05
Half	0	vs.	New York (1st)	12/9/05

Fewest Field Goals Made

Game	24	vs.	Miami	11/24/96
Half	8	at	Miami (1st)	3/28/00
Quarter	3	Several times, last vs.	Dallas (4th)	4/6/08

Fewest Field Goals Attempted

Game	61	at	Milwaukee	11/8/08
Half	27	at	Orlando (1st)	2/20/01
Quarter	11	vs.	Utah (4th)	4/9/90
		vs.	New Jersey (3rd)	11/19/86
		vs.	Detroit (4th)	3/21/86

Lowest Field Goal Percentage

Game	.268	at	New Jersey (26-97)	3/27/06
------	------	----	--------------------	---------

Fewest Rebounds

Game	24	at	L.A. Lakers	11/20/84
		vs.	Atlanta	4/5/77
Half	9	vs.	Indiana (1st)	1/13/79
Quarter	3	Several times, last at	Cleveland (4th)	1/2/97

Fewest Offensive Rebounds

Game	2	vs.	New Orleans/Okla. City	4/17/06
		at	Golden State	3/12/80
		vs.	New Orleans	12/21/76

Fewest Defensive Rebounds

Game	14	at	L.A. Lakers	3/31/85
------	----	----	-------------	---------

Fewest Assists

Game	9	at	Atlanta	1/17/69
		at	Chicago	11/30/68
Half	4	vs.	New Jersey	3/3/04
		at	Dallas (1st)	12/18/97
		at	New Jersey (1st)	1/4/78
Quarter	0	vs.	Detroit (4th)	3/21/86

Fewest Personal Fouls

Game	9	at	Portland	12/1/01
Half	2	vs.	L.A. Clippers (1st)	3/9/98

Fewest Steals

Game	0	vs.	Miami	1/8/10
------	---	-----	-------	--------

Fewest Blocked Shots

Game	0	43 times, last at	Chicago	3/30/10
------	---	-------------------	---------	---------

Fewest Turnovers

Game	4	vs.	Denver	1/17/95
------	---	-----	--------	---------

Suns Top Nights

Most Points

60	Tom Chambers vs. Seattle	3/24/90
56	Tom Chambers at Golden State	2/18/90
53*	Tony Delk at Sacramento	1/2/01
50	Amar'e Stoudemire vs. Portland	1/2/05
	Clifford Robinson vs. Denver	1/16/00
49	Amar'e Stoudemire at Indiana	11/5/08
	Paul Westphal at Detroit	2/21/80
48	Paul Westphal vs. Denver	11/27/77
47	Alvan Adams at Buffalo	2/22/77
	Gail Goodrich vs. San Diego Rockets	3/9/69
46	Dick Van Arsdale at Seattle	2/5/75
45	Shaquille O'Neal vs. Toronto	2/27/09
	Charles Barkley at Detroit	3/13/96
	Charles Barkley at San Antonio	4/2/95
	Eddie Johnson at L.A. Clippers	11/12/88
	Larry Nance at Sacramento	12/20/87
	Walter Davis vs. Utah	1/15/87

Most Field Goals Made

22	Tom Chambers vs. Seattle	3/24/90
20	Shaquille O'Neal vs. Toronto	2/27/09
	Amar'e Stoudemire vs. Portland	1/2/05
	Paul Westphal vs. Denver	11/27/77
	Dick Van Arsdale at Seattle	2/5/75

Most 3-PT. Field Goals Made

9	Quentin Richardson at New Orleans	12/29/04
8	Steve Nash vs. Denver	3/31/08
	Leandro Barbosa at Orlando	11/10/07
	Quentin Richardson at Portland	12/5/04
	Jason Kidd at Golden State	3/17/97
	Dan Majerle at L.A. Clippers	11/9/93
	Dan Majerle at Dallas	1/30/93
8***	Raja Bell at Denver	1/10/06

Most 3-PT. Field Goals Made Without a Miss

6	Raja Bell at Seattle	3/19/08
	Raja Bell at L.A. Lakers	4/8/07
	Stephon Marbury at San Antonio	3/4/03
	Wesley Person vs. Boston	2/21/96

Most Free Throws Made

23*	Kevin Johnson vs. Utah	4/9/90
22*	Charles Barkley vs. Washington	12/20/95
21	Connie Hawkins vs. Seattle	1/17/70
20	Amar'e Stoudemire vs. Houston	3/22/08

Most Rebounds

27	Paul Silas vs. Cincinnati (at Omaha)	1/18/71
26	Charles Barkley vs. Houston	3/24/95
	Neal Walk at Philadelphia	3/14/73
	Paul Silas at Seattle	1/21/72
25	Maurice Lucas vs. Denver	12/26/83
24	Eight times, last by Shawn Marion at Miami	11/9/07

Most Assists

25	Kevin Johnson vs. San Antonio	4/6/94
22***	Steve Nash at New York	1/2/06
21	Steve Nash at Detroit	2/8/09
	Steve Nash vs. Cleveland	1/11/07
	Kevin Johnson at L.A. Lakers	2/26/89
20	Nine times, last Steve Nash at Philadelphia	11/9/10

Most Steals

10	Kevin Johnson vs. Washington	12/9/93
9	Johnny High at Washington	1/28/81
8	Shawn Marion vs. Minnesota	2/6/06
	Alvan Adams vs. Utah	12/6/85
	Alvan Adams at Dallas	11/3/84
	Mike Bratz vs. Cleveland	2/11/79
	Paul Westphal at New Orleans Jazz	12/16/77

Most Blocked Shots

10	Amar'e Stoudemire vs. Utah	2/7/04
	Larry Nance at Philadelphia	1/4/88
9	John "Hot Rod" Williams vs. Golden State	3/21/96
	Mark West at San Antonio	3/1/88
8	Andrew Lang at Denver	12/18/91
	Andrew Lang vs. Portland	12/26/89

Opponents Single-Game Records

Opponents Individual Records

Most Points

Game	66	Wilt Chamberlain at L.A. Lakers	2/9/69
Half	34	Wilt Chamberlain at L.A. Lakers (1st)	2/9/69
Quarter	28	Jeff Malone vs. Washington (3rd)	2/27/88

Most Field Goals Made

Game	29	Wilt Chamberlain at L.A. Lakers	2/9/69
Half	15	Wilt Chamberlain at L.A. Lakers (1st)	2/9/69

Most Field Goals Attempted

Game	38*	Lou Hudson vs. Atlanta	2/16/74
	38	Kobe Bryant vs. L.A. Lakers	3/1/09
		Cazzie Russell vs. Golden State	3/24/74
Half	23	Kobe Bryant vs. L.A. Lakers (2nd)	11/19/04

Most Free Throws Made

Game	22	Chris Bosh vs. Toronto	12/22/07
Half	14	Manu Ginobili vs. San Antonio	1/29/09
		Vince Carter vs. Toronto (2nd)	12/30/00
		Reggie Theus vs. Chicago (2nd)	3/9/80
Quarter	12	Vince Carter vs. Toronto (4th)	12/30/00

Most Free Throws Attempted

Game	28	John Drew vs. Atlanta	4/5/77
Half	18	John Drew twice, last vs. Atlanta (2nd)	2/9/78
Quarter	15	Vince Carter vs. Toronto (4th)	12/30/00

Most 3-PT. Field Goals Made

Game	10*	George McCloud at Dallas	12/16/95
	9	Mike Bibby at Sacramento	3/25/07
		Ben Gordon vs. Chicago	2/4/06
		Dana Barros at Philadelphia	1/27/95
Half	7*	George McCloud at Dallas (2nd)	12/16/95

Most 3-PT. Field Goals Attempted

Game	16**	Ray Allen vs. Seattle	1/22/06
	16	George McCloud at Dallas	3/3/96

Opponents Single-Game Records – Individual...continued

Most Assists

Game	25	Kevin Porter vs. Detroit	4/1/79
Half	16	Jason Kidd at Dallas (1st)	4/5/09
		Earvin Johnson vs. L.A. Lakers (1st)	1/9/90
		Glenn Rivers at Atlanta (1st)	3/8/88
Quarter	10	Earvin Johnson vs. L.A. Lakers (1st)	1/9/90
		Glenn Rivers at Atlanta (1st)	3/8/88
		John Lucas vs. Golden State (1st)	12/2/78

Most Rebounds

Game	37	Tom Boerwinkle at Chicago	1/8/70
Half	21	Tom Boerwinkle at Chicago (2nd)	1/8/70
Quarter	12	Shaquille O'Neal at L.A. Lakers (2nd)	3/18/98
		Tom Boerwinkle at Chicago (1st)	1/8/70

Most Offensive Rebounds

Game	15	Moses Malone at Houston	12/15/81
Half	12	Larry Smith at Houston	2/16/91

Most Defensive Rebounds

Game	25	Charles Barkley vs. Houston	11/2/96
------	----	-----------------------------	---------

Most Personal Fouls

Half	5	Several times, last by John Salley at Miami	3/19/95
Quarter	5	Craig Shelton vs. Atlanta (4th)	1/18/81
		Freddie Lewis vs. Indiana	1/21/77
		Keith Erickson vs. L.A. Lakers (1st)	2/8/69

Most Minutes Played

Game	61****	Brian Grant at Portland	11/14/97
------	--------	-------------------------	----------

Most Steals

Game	10	Alvin Robertson at San Antonio	2/18/86
Half	7	Glenn Rivers at L.A. Clippers	11/6/91
		Maurice Cheeks at Philadelphia (1st)	3/17/84
		Eddie Jordan at New Jersey (2nd)	1/4/78
Quarter	5	Micheal Ray Richardson vs. New York (2nd)	1/26/79

Most Blocked Shots

Game	10	Three times, last by Shawn Bradley at New Jersey	3/12/96
Half	8	Mark Eaton at Utah (1st)	2/22/86
		Joe C. Meriweather at New Orleans Jazz (2nd)	10/28/77

Consecutive Field Goals Without a Miss

Game	13	Steve Johnson vs. Kansas City	3/24/83
------	----	-------------------------------	---------

Opponents Team Records – Highs

Most Points

Game	159	Philadelphia at Philadelphia	2/15/70
Half	89	L.A. Lakers at Los Angeles (1st)	1/2/87
Quarter	47	L.A. Lakers at Los Angeles (1st)	1/2/87
		Chicago at Chicago (2nd)	1/3/75
		Philadelphia at Philadelphia (4th)	2/15/70
Overtime	23	Denver at Phoenix (1st)	12/23/96
		L.A. Clippers at Los Angeles (1st)	11/12/88

Most Field Goals Made

Game	67	Chicago at Chicago	12/4/90
Half	37	L.A. Lakers at Los Angeles (1st)	1/2/87
Quarter	20	L.A. Clippers at Phoenix (1st)	3/30/85
		San Diego Clippers at Phoenix (2nd)	10/13/78

Most Field Goals Attempted

Game	137**	Philadelphia at Philadelphia	10/29/71
	123	San Diego Rockets at San Diego	3/21/71
Half	71**	Philadelphia at Philadelphia (2nd)	10/29/71
	66	Philadelphia at Philadelphia (1st)	10/29/71

Most Free Throws Made

Game	56	Chicago at Chicago	1/8/70
Half	36	Chicago at Chicago (2nd)	1/8/70
Quarter	23	L.A. Lakers at Phoenix (4th)	1/21/98

Most Free Throws Attempted

Game	71	Chicago at Chicago	1/8/70
Half	48#	Chicago at Chicago (2nd)	1/8/70
Quarter	31	L.A. Lakers at Phoenix (4th)	1/21/98

Most 3-PT. Field Goals Made

Game	18	Milwaukee at Milwaukee	3/28/06
		Golden State at Golden State	4/8/05
Half	14#	Milwaukee at Milwaukee (2nd)	3/28/06

Most 3-PT. Field Goals Attempted

Game	42	Seattle at Phoenix	11/7/96
------	----	--------------------	---------

Most Assists

Game	47	Cincinnati at Phoenix	3/4/69
Half	27	Chicago at Chicago (2nd)	12/4/90

Opponents Team Records – Highs...continued

Most Rebounds

Game	83**	Seattle at Seattle	11/15/68
	79	Chicago at Chicago	1/8/70
Half	44**	Seattle at Seattle (2nd)	11/15/68
	43	Boston at Boston (1st)	11/15/72

Most Offensive Rebounds

Game	34	Atlanta at Atlanta	11/18/81
Half	23	Houston at Houston	2/16/91

Most Defensive Rebounds

Game	51	Golden State at Golden State	12/23/74
------	----	------------------------------	----------

Most Personal Fouls

Game	52*	Utah at Phoenix	4/9/90
	46	New York at Phoenix	12/3/87
Half	27	Denver at Phoenix (1st)	10/29/85
Quarter	16	Denver at Phoenix (4th)	12/26/83
Overtime	12	Utah at Phoenix	4/9/90

Most Steals

Game	23	Philadelphia at Philadelphia	3/17/84
Half	13	Several times last, Denver at Phoenix (2nd)	10/29/85
Quarter	9	Detroit at Phoenix (3rd)	1/13/78
		Indiana at Phoenix (4th)	2/28/79
		Golden State at Phoenix (4th)	10/31/86

Most Blocked Shots

Game	17	New Jersey at New Jersey	3/12/96
Half	9	Several times last, Toronto at Toronto (1st)	2/1/97

Most Turnovers

Game	40	San Antonio at San Antonio	11/3/77
		Portland at Phoenix	3/7/76

Largest Margin of Victory

Game	44	Seattle at Seattle	4/2/88
------	----	--------------------	--------

Highest Field Goal Percentage

Game	.682	Portland at Phoenix (58-85)	12/5/87
------	------	-----------------------------	---------

Opponents Team Records – Lows

Fewest Points

Game	65	vs. Denver	4/1/03
		vs. Chicago	3/6/75
Half	25	vs. Denver (2nd)	1/16/00
Quarter	6	at Memphis (4th)	2/21/02
		vs. Golden State (4th)	2/28/99
Overtime	2	vs. Charlotte Hornets	1/15/90

Fewest Field Goals Made

Game	20	vs. Denver	4/1/03
Half	8	at Miami (2nd)	3/28/00
Quarter	2	Several times, last vs. Golden State (4th)	2/28/99

Fewest Field Goals Attempted

Game	59	at Utah	3/9/01
Half	24	at Miami (2nd)	3/28/00

Fewest Free Throws Made

Game	2	at Minnesota	2/2/05
		at New Orleans	11/17/04
Half	0	Several times, last vs. Denver (1st)	12/18/97

Fewest Free Throws Attempted

Game	2^	at New Orleans	11/17/04
------	----	----------------	----------

Fewest Rebounds

Game	19	at Seattle	4/14/99
Half	8	Several times, last vs. L.A. Clippers (1st)	2/17/09
Quarter	2	at Boston (3rd)	12/2/94
		vs. Sacramento (4th)	3/19/86

Fewest Offensive Rebounds

Game	2	vs. Seattle	2/19/02
------	---	-------------	---------

Fewest Defensive Rebounds

Game	14	vs. Seattle	1/25/91
------	----	-------------	---------

Fewest Assists

Game	7	vs. New Orleans/Okla. City Hornets	11/22/06
Half	2	at San Diego Clippers (2nd)	4/7/79
Quarter	0	Several times, last vs. Dallas (3rd)	2/14/08

Fewest Personal Fouls

Game	8	vs. Detroit	3/27/75
Half	2	at New Orleans Hornets	11/17/04

Fewest Steals

Game	0	vs. Dallas	4/12/84
------	---	------------	---------

Fewest Blocked Shots

Game	0	52 times, last at Houston	11/17/07
------	---	---------------------------	----------

Fewest Turnovers

Game	3	at Portland	2/22/91
------	---	-------------	---------

Lowest Field Goal Percentage

Game	.263	vs. Denver (20-76)	4/1/03
------	------	--------------------	--------

^ Ties NBA Record

Opponents Top Nights

Most Points

66	Wilt Chamberlain at L.A. Lakers	2/9/69
54*	Gilbert Arenas vs. Washington	12/22/06
53	Michael Jordan at Chicago	1/21/89
52	Brandon Roy at Portland	12/18/08
51	Kobe Bryant vs. L.A. Lakers	4/7/06
	Vince Carter at Toronto	2/27/00
	Freeman Williams, S.D. Clippers	1/19/80
	Pete Maravich, New Orleans Jazz	3/18/77
	Phil Smith at Golden State	1/8/76
49	Kobe Bryant vs. L.A. Lakers	3/1/09
	Larry Bird, Boston	2/15/88
	Kiki Vandeweghe at Denver	1/1/83
	Dave Bing at Detroit	3/9/71
48	Manu Ginobili, San Antonio	1/21/05
	Kareem Abdul-Jabbar, Milwaukee	3/16/71
47	Devin Harris vs. New Jersey	11/30/08
	Jeff Malone, Washington	2/27/88
	George Gervin at San Antonio	11/7/82
46	LeBron James, Cleveland	1/14/06
	Vince Carter, Toronto	12/30/00
	Cazzie Russell, Golden State	3/24/74

Most Field Goals Made

29	Wilt Chamberlain at L.A. Lakers	2/9/69
22	Freeman Williams, S.D. Clippers	1/19/80
21*	Gilbert Arenas vs. Washington	12/22/06
21	Pete Maravich, New Orleans Jazz	3/18/77
	Cazzie Russell, Golden State	3/24/74
20	Bernard King at New Jersey	1/4/78
	Phil Smith at Golden State	1/8/76
	Lou Hudson, Atlanta	2/16/74

Most 3-PT. Field Goals Made

10*	George McCloud at Dallas	12/16/95
9	Mike Bibby at Sacramento	3/25/07
	Ben Gordon, Chicago	2/4/06
	Dana Barros at Philadelphia	1/27/95
8*	Ray Allen, Seattle	1/22/06
8	Jason Richardson at Golden State	3/29/07
	Bryant Stith, Denver	12/23/96
	Allan Houston, Detroit	3/14/95

Most Free Throws Made

22	Chris Bosh vs. Toronto	12/22/07
21	John Drew, Atlanta	4/5/77
20	Kobe Bryant at L.A. Lakers	4/16/06
19	Brandon Roy at Portland	12/18/08
18	Buck Williams at New Jersey	1/21/87
17*	Karl Malone, Utah	4/9/90
17	Devin Harris vs. New Jersey	11/30/08
	Moses Malone at Atlanta	3/14/89
	Bernard King at Golden State	12/9/81
	Nate Archibald, Kansas City-Omaha	2/28/73

Most Rebounds

37	Tom Boerwinkle at Chicago	1/8/70
33	Charles Barkley, Houston	11/2/96
28	Wilt Chamberlain at L.A. Lakers	12/10/71
	Bill Russell at Boston	2/18/69
27	Wilt Chamberlain at L.A. Lakers	2/9/69
	Bill Russell at Boston	11/22/68

Most Assists

25	Kevin Porter, Detroit	4/1/79
24	Earvin Johnson, L.A. Lakers	1/9/90
22	Art Williams, San Diego Clippers	12/28/68
21	John Stockton at Utah	11/19/88
	John Stockton at Utah	3/23/88
	Phil Ford at Kansas City	2/23/79

Most Steals

10	Alvin Robertson at San Antonio	2/18/86
9	Glenn Rivers at L.A. Clippers	11/6/91
	Earvin Johnson at L.A. Lakers	11/6/81
	Slick Watts at Seattle	3/27/77
	Larry Steele at Portland	3/7/75

Most Blocked Shots

10	Shawn Bradley at New Jersey	3/12/96
	Mark Eaton at Utah	2/22/86
	Manute Bol, Washington	1/8/86
	Joe C. Meriweather at N.O. Jazz	10/28/77

Single-Game Phoenix Arena Records

Phoenix Arena Records – Individual

Most Points

Overall game	60	Tom Chambers vs. Seattle	3/24/90
USAC game	54*	Gilbert Arenas, Washington	12/22/06
	51	Kobe Bryant, L.A. Lakers	4/7/06
USAC game	50	Amar'e Stoudemire vs. Portland	1/2/05
		Clifford Robinson vs. Denver	1/16/00
Overall half	35	Tom Chambers vs. Seattle (1st)	3/24/90
USAC half	34	Stephon Marbury vs. San Antonio (2nd)	11/29/02
Overall quarter	26	Stephon Marbury vs. San Antonio (4th)	11/29/02
USAC quarter	26	Stephon Marbury vs. San Antonio (4th)	11/29/02
Overall OT	12	Rex Chapman vs. L.A. Clippers	2/13/99
		Walter Davis vs. Golden State	3/29/84

Most Field Goals Made

Overall game	22	Tom Chambers vs. Seattle	3/24/90
		Freeman Williams, San Diego Clippers	1/19/80
USAC game	21*	Gilbert Arenas, Washington	12/22/06
	20	Shaquille O'Neal vs. Toronto	2/27/09
		Amar'e Stoudemire vs. Portland	1/2/05
Overall half	15	Tom Chambers vs. Seattle (1st)	3/24/90
USAC half	15	Stephon Marbury vs. San Antonio (2nd)	11/29/02
Overall quarter	12	Jeff Malone, Washington (3rd)	2/27/88
USAC quarter	11	Stephon Marbury vs. San Antonio (4th)	11/29/02

Most Field Goals Attempted

Overall game	38	Cazzie Russell, Golden State	3/24/74
		Lou Hudson, Atlanta	2/16/74
USAC game	37*	Gilbert Arenas, Washington	12/22/06
	34	Stephon Marbury vs. San Antonio	11/29/02
Overall half	24*	George Wilson vs. Detroit (2nd)	11/10/68
USAC half	23	Kobe Bryant, L.A. Lakers (2nd)	11/19/04
Overall quarter	17*	George Wilson vs. Detroit (4th)	11/10/68
	15	Stephon Marbury vs. San Antonio (4th)	11/29/02
USAC quarter	15	Stephon Marbury vs. San Antonio (4th)	11/29/02

Phoenix Arena Records – Individual...continued

Most 3-PT. Field Goals Made

Overall game	9	Ben Gordon, Chicago	2/4/06
	8*	Ray Allen, Seattle	1/22/06
	8*	Bryant Stith, Denver	12/23/96
	8	Steve Nash vs. Denver	3/31/08
	8	Allan Houston, Detroit	3/14/95
USAC game	8	Dan Majerle vs. Dallas	1/30/93
	9	Ben Gordon, Chicago	2/4/06
	8*	Ray Allen, Seattle	1/22/06
	8*	Bryant Stith, Denver	12/23/96
	8	Steve Nash vs. Denver	3/31/08
Overall half	8	Allan Houston, Detroit	3/14/95
	8	Dan Majerle vs. Dallas	1/30/93
	6	Leandro Barbosa vs. Boston (2nd)	2/21/07
	6	Quentin Richardson vs. L.A. Lakers (1st)	4/5/05
	6*	Bryant Stith, Denver (2nd)	12/23/96
USAC half	6	Manute Bol, Philadelphia (2nd)	3/3/93
	6	Leandro Barbosa vs. Boston (2nd)	2/21/07
	6	Quentin Richardson vs. L.A. Lakers (1st)	4/5/05
	6*	Bryant Stith, Denver (2nd)	12/23/96
	6	Manute Bol, Philadelphia (2nd)	3/3/93

Most Free Throws Made

Overall game	23*	Kevin Johnson vs. Utah	4/9/90
	22	Chris Bosh, Toronto	12/22/07
		Vince Carter, Toronto	12/30/00
USAC game	22*	Charles Barkley vs. Washington	12/20/95
	22	Chris Bosh, Toronto	12/22/07
	22	Vince Carter, Toronto	12/30/00
Overall half	17*	Kevin Johnson vs. Utah (2nd)	4/9/90
	14	Vince Carter, Toronto (2nd)	12/30/00
	14	Reggie Theus, Chicago (2nd)	3/9/80
USAC half	14	Vince Carter, Toronto (2nd)	12/30/00
Overall quarter	12	Vince Carter, Toronto (4th)	12/30/00
USAC quarter	12	Vince Carter, Toronto (4th)	12/30/00

Most Free Throws Attempted

Overall game	28	John Drew, Atlanta	4/5/77
USAC game	27*	Charles Barkley vs. Washington	12/20/95
	27	Vince Carter, Toronto	12/30/00
Overall half	19	Jason Kidd vs. Vancouver (2nd)	3/22/99
USAC half	19	Jason Kidd vs. Vancouver (2nd)	3/22/99
Overall quarter	15	Vince Carter, Toronto (4th)	12/30/00
USAC quarter	15	Vince Carter, Toronto (4th)	12/30/00

Most Rebounds

Overall game	33	Charles Barkley, Houston	11/2/96
USAC game	33	Charles Barkley, Houston	11/2/96
Overall half	17*	Maurice Lucas vs. Denver (2nd)	12/26/83
	17	Charles Barkley, Houston (1st)	11/2/96
USAC half	17	Charles Barkley, Houston (1st)	11/2/96
Overall quarter	13	Armon Gilliam vs. Sacramento (1st)	1/13/89
USAC quarter	11	Shawn Marion vs. Minnesota (2nd)	1/21/07
	11	Charles Barkley, Houston (1st)	11/2/96

* Overtime ** Double Overtime USAC - US Airways Center

Most Assists

Overall game	25	Kevin Johnson vs. San Antonio	4/6/94
		Kevin Porter, Detroit	4/1/79
USAC game	25	Kevin Johnson vs. San Antonio	4/6/94
Overall half	16	Earvin Johnson, L.A. Lakers (1st)	1/9/90
USAC half	14	Steve Nash vs. Cleveland (1st)	1/11/07
	14	Kevin Johnson vs. Boston (1st)	2/12/97
Overall quarter	12	Steve Nash vs. Miami (1st)	1/6/06
	10	Jason Kidd vs. Charlotte Hornets (1st)	2/20/98
		Earvin Johnson, L.A. Lakers (1st)	1/9/90
		Jeff Hornacek vs. Golden State (4th)	1/28/87
		John Lucas, Golden State (1st)	12/2/78
USAC quarter	12	Steve Nash vs. Miami (1st)	1/6/06
	10	Jason Kidd vs. Charlotte Hornets (1st)	2/20/98

Most Personal Fouls

Overall half	6	Held by many players	
USAC half	6	Held by many players	
Overall quarter	5	Held by many players	
USAC quarter	5	John "Hot Rod" Williams vs. Utah (4th)	11/4/97

Consecutive Free Throws Made

Overall game	20	Amar'e Stoudemire vs. Houston	3/22/08
USAC game	20	Amar'e Stoudemire vs. Houston	3/22/08

Most Steals

Overall game	10	Kevin Johnson vs. Washington	12/9/93
USAC game	10	Kevin Johnson vs. Washington	12/9/93
Overall half	7	Mike Bratz vs. Cleveland (2nd)	2/11/79
USAC half	6**	Chris Paul vs. New Orleans	2/6/08
	6	Shawn Marion vs. Minnesota (1st)	2/6/06
		George McCloud vs. L.A. Lakers (1st)	3/1/99
Overall quarter	6	Mike Bratz vs. Cleveland (3rd)	2/11/79
USAC quarter	5	Shawn Marion vs. Minnesota (2nd)	2/6/06

Most Blocked Shots

Overall game	10	Amar'e Stoudemire vs. Utah	2/7/04
		Manute Bol, Washington	1/8/86
USAC game	10	Amar'e Stoudemire vs. Utah	2/7/04
Overall half	7	Amar'e Stoudemire vs. Utah (1st)	2/7/04
		Andrew Lang vs. Orlando (1st)	2/27/91
USAC half	7	Amar'e Stoudemire vs. Utah (1st)	2/7/04
Overall quarter	6	Amar'e Stoudemire vs. Utah (1st)	2/7/04
		Andrew Lang vs. Portland (2nd)	12/26/89
USAC quarter	6	Amar'e Stoudemire vs. Utah (1st)	2/7/04

Consecutive Field Goals Without a Miss

Game	13	Steve Johnson, Kansas City	3/24/83
Overall	20	Xavier McDaniel vs. Houston (1/11/91) and Washington (1/15/91)	

Phoenix Arena Records – Team

Most Points

Overall game	173 [^]	Suns vs. Denver	11/10/90
USAC game	152 ^{**}	Seattle vs. Suns	1/22/06
Overall half	107 [#]	Suns vs. Denver (1st)	11/10/90
USAC half	81	Suns vs. L.A. Clippers (1st) Suns vs. Portland (2nd)	2/17/09 2/16/94
Overall quarter	57 [‡]	Suns vs. Denver (2nd)	11/10/90
USAC quarter	47	Suns vs. Sacramento (1st) Suns vs. Miami (1st)	11/21/07 1/6/06
Overall OT	23	Denver vs. Suns	12/23/96
USAC OT	23	Denver vs. Suns	12/23/96

Most Field Goals Made

Overall game	67	Suns vs. Denver	11/10/90
USAC game	56	Suns vs. L.A. Clippers Suns vs. Memphis Suns vs. L.A. Lakers	2/17/09 3/11/08 2/5/93
Overall half	43 [#]	Suns vs. Denver (1st)	11/10/90
USAC half	34	Suns vs. Chicago (1st)	11/22/92
Overall quarter	24	Suns vs. Denver (2nd)	11/10/90

Most Field Goals Attempted

Overall game	123 [*]	Suns vs. Detroit	11/10/68
	122	Suns vs. San Diego Rockets	12/28/68
USAC game	114 [*]	New Orleans vs. Suns	2/6/08
	107	Sacramento vs. Suns	3/15/93
Overall half	80 ^{***}	Suns vs. Portland (2nd)	11/1/84
	65	Suns vs. Detroit (2nd)	11/10/68
USAC half	66 ^{**}	New Orleans vs. Suns (2nd)	2/6/08
	57	Sacramento vs. Suns (2nd) Suns vs. Sacramento (2nd)	3/5/93 11/7/93
Overall quarter	36	Portland vs. Suns (3rd)	3/20/77
USAC quarter	31	Suns vs. Sacramento (2nd)	11/7/93

Most 3-PT. Field Goals Made

Overall game	20	Suns vs. Denver Suns vs. New Orleans/Okla. City	1/7/08 4/17/06
USAC game	20	Suns vs. Denver Suns vs. New Orleans/Okla. City	1/7/08 4/17/06

Most Free Throws Made

Overall game	61 ^{*#}	Suns vs. Utah	4/9/90
	48	Suns vs. Boston	2/19/71
USAC game	39	Suns vs. Portland	3/17/93
Overall half	32	Suns vs. Denver (1st)	10/29/85
USAC half	26	Suns vs. Denver (2nd)	11/24/93
Overall quarter	23	L.A. Lakers vs. Suns (4th)	1/21/98
USAC quarter	23	L.A. Lakers vs. Suns (4th)	1/21/98
Overall overtime	14	Suns vs. Utah	4/9/90

* Overtime ** Double Overtime *** Triple Overtime # NBA Record

[^] Ties NBA Record (non OT) [‡] NBA 2nd Quarter Record USAC - US Airways Center

Most Free Throws Attempted

Overall game	80*	Suns vs. Utah	4/9/90
	63	Suns vs. Seattle	10/21/72
USAC game	54	Suns vs. Sacramento	3/5/93
Overall half	45	Suns vs. Denver (1st)	10/29/85
USAC half	34	Suns vs. Denver (2nd)	11/24/93
Overall quarter	31	L.A. Lakers vs. Suns (4th)	1/21/98
USAC quarter	31	L.A. Lakers vs. Suns (4th)	1/21/98
Overall overtime	20	Suns vs. Utah	4/9/90

Most Assists

Overall game	51	Suns vs. San Antonio	2/2/79
USAC game	42	Suns vs. Vancouver	4/12/98
Overall half	33#	Suns vs. Denver (1st)	11/10/90
USAC half	25	Suns vs. Cleveland (1st)	1/11/07
		Suns vs. Vancouver (1st)	4/19/97
Overall quarter	17	Suns vs. Miami (1st)	1/6/06
		Suns vs. Denver (2nd)	11/10/90
		Suns vs. L.A. Clippers (4th)	1/17/87
USAC quarter	16	Suns vs. Orlando (4th)	2/7/93

Most Rebounds

Overall game	76	Suns vs. Seattle	3/25/72
USAC game	64	Suns vs. Portland	3/17/93
Overall half	41	Suns vs. Seattle (2nd)	3/25/72
USAC half	36	Suns vs. L.A. Lakers (1st)	4/13/94
		Suns vs. Portland (1st)	3/17/93
Overall quarter	27	Suns vs. San Francisco (1st)	11/4/68
USAC quarter	21	Golden State vs. Suns (1st)	3/13/98
		Suns vs. Portland (3rd)	2/16/94

Most Offensive Rebounds

Overall game	30***	Suns vs. Portland	11/1/84
		L.A. Lakers vs. Suns	3/1/86
USAC game	28	Suns vs. L.A. Lakers	2/18/94

Most Defensive Rebounds

Overall game	50	Suns vs. L.A. Lakers	12/25/73
USAC game	46	Suns vs. Philadelphia	3/30/05

Most Steals

Overall game	24	Suns vs. San Antonio	11/20/77
USAC game	22	Suns vs. Washington	12/9/93
Overall half	16	Suns vs. Portland (1st)	3/28/80
USAC half	14	Suns vs. Indiana (2nd)	12/20/93
Overall quarter	10	Suns vs. Portland (1st)	3/28/80
USAC quarter	9	Dallas vs. Suns (2nd)	1/18/94

Phoenix Arena Records – Team...continued

Most Personal Fouls

Overall game	52*	Utah vs. Suns	4/9/90
	46	New York vs. Suns	12/3/87
USAC game	38	Miami vs. Suns	11/6/94
Overall half	38*	Utah vs. Suns (2nd)	4/9/90
	27	Denver vs. Suns (1st)	10/29/85
USAC half	21	Utah vs. Suns (2nd)	3/28/95
		Sacramento vs. Suns (2nd)	3/5/93
Overall quarter	16	Suns vs. L.A. Lakers (4th)	1/21/98
		Denver vs. Suns (4th)	12/26/83
USAC quarter	16	Suns vs. L.A. Lakers (4th)	1/21/98
Overall overtime	12	Utah vs. Suns	4/9/90

Most Blocked Shots

Overall game	19	Suns vs. Atlanta	1/29/08
USAC game	19	Suns vs. Atlanta	1/29/08
Overall half	11	Suns vs. Atlanta (2nd)	1/29/08
USAC half	11	Suns vs. Atlanta (2nd)	1/29/08
Overall quarter	10	Suns vs. Atlanta (4th)	1/29/08
USAC quarter	10	Suns vs. Atlanta (4th)	1/29/08

Most Turnovers

Overall game	40	Portland vs. Suns	3/7/76
USAC game	28	Orlando vs. Suns	12/7/99
		Chicago vs. Suns	11/17/99
		Washington vs. Suns	12/9/93

Highest Field Goal Percentage

Overall game	.691	Suns vs. L.A. Clippers (56-81)	1/17/87
USAC game	.648	Suns vs. Dallas (46-71)	4/1/07

Highest Free Throw Percentage

Overall game	1.000	Several times, last vs. Memphis (21-21)	4/8/08
USAC game	1.000	Several times, last vs. Memphis (21-21)	4/8/08

Consecutive Field Goals Without a Miss

Overall quarter	14	Suns vs. New Jersey	1/29/92
-----------------	----	---------------------	---------

Consecutive Free Throws Without a Miss

Overall game	33	Suns vs. Detroit	12/23/80
USAC game	31	Suns vs. Houston	3/22/08

Largest Margin of Victory

Overall game	55	Suns vs. Sacramento (140-85)	4/17/89
USAC game	48	Suns vs. Sacramento (129-81)	2/2/09

Fewest Points

Overall game	65	Denver vs. Suns Chicago vs. Suns	4/1/03 3/6/75
USAC game	65	Denver vs. Suns	4/1/03
Overall half	25	Suns vs. Sacramento (2nd) Denver vs. Suns (1st)	3/7/01 2/22/00
USAC half	25	Suns vs. Sacramento (2nd) Denver vs. Suns (1st)	3/7/01 2/22/00
Overall quarter	6	Golden State vs. Suns (4th)	2/28/99
USAC quarter	6	Golden State vs. Suns (4th)	2/28/99
Overall overtime	2	Seattle vs. Suns Charlotte Hornets vs. Suns	12/16/03 1/15/90

Fewest Field Goals Made

Overall game	20	Denver vs. Suns	4/1/03
USAC game	20	Denver vs. Suns	4/1/03
Overall half	9	Suns vs. Seattle (2nd)	2/13/96
USAC half	9	Suns vs. Seattle (2nd)	2/13/96
Overall quarter	2	Golden State vs. Suns (4th) L.A. Lakers vs. Suns (2nd)	2/28/99 3/24/87
USAC quarter	2	Golden State vs. Suns (4th)	2/28/99

Fewest Field Goals Attempted

Overall game	64*	Suns vs. Utah Suns vs. Utah Chicago vs. Suns Suns vs. L.A. Lakers	4/9/90 2/7/04 11/17/99 4/6/90
USAC game	64	Suns vs. Utah Chicago vs. Suns	2/7/04 11/17/99
Overall half	28	Suns vs. L.A. Clippers (2nd)	12/18/93
USAC half	28	Suns vs. L.A. Clippers (2nd)	12/18/93
Overall quarter	10	Cleveland vs. Suns (4th)	1/31/98
USAC quarter	10	Cleveland vs. Suns (4th)	1/31/98

Fewest Free Throws Made

Overall game	2	Suns vs. Minnesota	3/20/07
USAC game	2	Suns vs. Minnesota	3/20/07
Overall half	0	Several times, last vs. New York (1st)	12/9/05
USAC half	0	Suns vs. New York (1st) Suns vs. Denver (1st)	12/9/05 12/23/96

Fewest Free Throws Attempted

Overall game	4	Suns vs. Minnesota	3/20/07
USAC game	4	Suns vs. Minnesota	3/20/07
Overall half	0	Suns vs. New York (1st) L.A. Lakers vs. Suns (1st) Baltimore vs. Suns	12/9/05 12/7/74 10/15/72
USAC half	0	Suns vs. New York	12/9/05

Lowest Field Goal Percentage

Overall game	.263	Denver vs. Suns (20-76)	4/1/03
USAC game	.263	Denver vs. Suns (20-76)	4/1/03

Phoenix Arena Records – Team...continued

Fewest Personal Fouls

Overall game	8	Detroit vs. Suns	3/27/75
USAC game	10	Suns vs. Denver	1/23/98
Overall half	3	Suns vs. Detroit (2nd)	3/3/05
USAC half	3	Suns vs. Detroit (2nd)	3/3/05

Fewest Assists

Overall game	9	New Jersey vs. Suns	3/3/04
		Cleveland vs. Suns	1/15/77
USAC game	9	New Jersey vs. Suns	3/3/04
Overall half	3	New Jersey vs. Suns (1st)	3/3/04
		Portland vs. Suns (1st)	12/28/78
		Cleveland vs. Suns (2nd)	1/15/77
		Milwaukee vs. Suns (2nd)	11/17/76
USAC half	3	New Jersey vs. Suns (1st)	3/3/04
Overall quarter	0	Golden State vs. Suns (4th)	2/28/99
		Suns vs. Detroit (4th)	3/21/86
		Seattle vs. Suns (1st)	3/22/81
USAC quarter	0	Golden State vs. Suns (4th)	2/28/99

Fewest Rebounds

Overall game	23	Utah vs. Suns	4/2/91
USAC game	25	Suns vs. Dallas	11/9/06
		Suns vs. New Orleans	12/11/03
Overall half	9	Denver vs. Suns (1st)	1/23/98
		Milwaukee vs. Suns (2nd)	3/26/93
		Utah vs. Suns (1st)	4/2/91
		Suns vs. Indiana (1st)	1/13/79
USAC half	9	Denver vs. Suns (1st)	1/23/98
		Milwaukee vs. Suns (2nd)	3/26/93
Overall quarter	2	Sacramento vs. Suns (4th)	3/19/86
USAC quarter	3	Portland vs. Suns (2nd)	4/4/98
		Detroit vs. Suns (4th)	3/5/98
		Vancouver vs. Suns (4th)	12/9/97

Fewest Offensive Rebounds

Overall game	2	Boston vs. Suns	12/26/03
		Seattle vs. Suns	2/19/02
		Suns vs. New Orleans Jazz	12/21/76
USAC game	2	Boston vs. Suns	12/26/03
		Seattle vs. Suns	2/19/02

Fewest Defensive Rebounds

Overall game	14	Seattle vs. Suns	1/25/91
USAC game	17	Dallas vs. Suns	4/1/07
		Dallas vs. Suns	11/26/03

Fewest Steals

Overall game	0	Suns vs. Miami	1/8/10
		Dallas vs. Suns	4/12/84
USAC game	0	Several times, last vs. Miami	1/8/10

Fewest Turnovers

Overall game	4	Portland vs. Suns	3/21/10
		Suns vs. Denver	1/17/95
USAC game	4	Portland vs. Suns	3/21/10
		Suns vs. Denver	1/17/95

Regular Season Records

Individual

Minutes Played

3,388 by Dick Van Arsdale 1968-69

Field Goals Made

810 by Tom Chambers 1989-90

Field Goals Attempted

1,809 by Charlie Scott 1972-73

Field Goal Percentage

.653 by Mark West 1988-89

Three-Point Field Goals Made

226 by Quentin Richardson 2004-05

Three-Point Field Goals Attempted

631 by Quentin Richardson 2004-05

Three-Point Field Goal Percentage

(min. 100 attempted)
.478 by Joe Johnson 2004-05

Free Throws Made

583 by Amar'e Stoudemire 2004-05

Free Throws Attempted

795 by Amar'e Stoudemire 2004-05

Free Throw Percentage

.938 by Steve Nash 2009-10

Rebounds

1,015 by Paul Silas 1970-71

Rebound Average

12.5 by Paul Silas 1970-71

Assists

991 by Kevin Johnson 1988-89

Assist Average

12.2 by Kevin Johnson 1988-89

Most Personal Fouls

323 by Neal Walk 1972-73

Most Disqualifications

15 by Mike Bantom 1973-74

Steals

225 by Ron Lee 1977-78

Blocked Shots

217 by Larry Nance 1982-83

Most Points

2,201 by Tom Chambers 1989-90

Highest Scoring Average

27.2 by Tom Chambers 1989-90

Team

Field Goals Made

3,847 1978-79

Field Goals Attempted

8,242 1968-69

Field Goal Percentage

.512 1978-79

Three-Point Field Goals Made

837# 2005-06

Three-Point Field Goals Attempted

2,097 2005-06

Three-Point Field Goal Percentage

.412 2009-10

Free Throws Made

2,434 1969-70

Free Throws Attempted

3,270 1969-70

Free Throw Percentage

.808 2006-07

Rebounds

4,508 1968-69

Assists

2,500 1978-79

Personal Fouls

2,260 1985-86

Disqualifications

46 1973-74

Steals

1,059# 1977-78

Blocked Shots

582 1991-92

Points

9,786 1969-70

Scoring Average

119.3 1969-70

All-Time Regular Season Leaders

Games Played

Alvan Adams	988
Walter Davis	766
Dick Van Arsdale	685
Kevin Johnson	683
Alvin Scott	627
Steve Nash	607

Minutes Played

Alvan Adams	27,203
Shawn Marion	24,949
Dick Van Arsdale	24,262
Kevin Johnson	24,018
Walter Davis	23,143

Field Goals Made

Walter Davis	6,497
Alvan Adams	5,709
Shawn Marion	4,879
Kevin Johnson	4,369
Dick Van Arsdale	4,319

Field Goals Attempted

Walter Davis	12,497
Alvan Adams	11,563
Shawn Marion	10,136
Dick Van Arsdale	9,185
Kevin Johnson	8,849

Field Goal Percentage (150 games minimum)

Mark West	.613
Ed Pinckney	.571
Larry Nance	.561
Charles Pittman	.546
Amar'e Stoudemire	.544
Bo Outlaw	.542

3-PT. Field Goals Made

Steve Nash	915
Dan Majerle	800
Leandro Barbosa	709
Shawn Marion	652
Raja Bell	622

3-PT. Field Goals Attempted

Dan Majerle	2,200
Steve Nash	2,071
Shawn Marion	1,905
Leandro Barbosa	1,781
Raja Bell	1,475

Free Throws Made

Kevin Johnson	3,851
Dick Van Arsdale	3,404
Amar'e Stoudemire	3,044
Walter Davis	2,557
Alvan Adams	2,490

Free Throws Attempted

Kevin Johnson	4,579
Dick Van Arsdale	4,186
Amar'e Stoudemire	4,018
Alvan Adams	3,160
Walter Davis	3,039

Free Throw Percentage (150 games minimum)

Steve Nash	.913
Kyle Macy	.884
Eddie Johnson	.870
James Jones	.861
Jeff Hornacek	.854

Rebounds

Alvan Adams	6,937
Shawn Marion	6,152
Amar'e Stoudemire	4,613
Larry Nance	3,791
Neal Walk	3,637

Assists

Kevin Johnson	6,518
Steve Nash	5,478
Alvan Adams	4,012
Walter Davis	3,340
Jason Kidd	3,011

Steals

Alvan Adams	1,289
Shawn Marion	1,245
Walter Davis	1,040
Kevin Johnson	1,022
Paul Westphal	753

Blocked Shots

Larry Nance	939
Mark West	898
Shawn Marion	894
Alvan Adams	809
Amar'e Stoudemire	722

Points Scored

Walter Davis	15,666
Alvan Adams	13,907
Kevin Johnson	12,747
Shawn Marion	12,134
Dick Van Arsdale	12,060

Scoring Average (150 games minimum)

Charlie Scott	24.8
Charles Barkley	23.4
Gail Goodrich	21.9
Stephon Marbury	21.3
Amar'e Stoudemire	21.4
Tom Chambers	20.6
Paul Westphal	20.6

Single Season Statistical Leaders

Scoring (50 games minimum)

Year	Name	Games	Points	Avg.
68-69	Gail Goodrich	81	1931	23.8
69-70	Connie Hawkins	81	1995	24.6
70-71	Dick Van Arsdale	81	1771	21.9
71-72	Connie Hawkins	76	1598	21.0
72-73	Charlie Scott	81	2048	25.3
73-74	Dick Van Arsdale	78	1389	17.8
74-75	Charlie Scott	69	1680	24.3
75-76	Paul Westphal	82	1679	20.5
76-77	Paul Westphal	81	1726	21.3
77-78	Paul Westphal	80	2014	25.2
78-79	Paul Westphal	81	1941	24.0
79-80	Paul Westphal	82	1792	21.9
80-81	Truck Robinson	82	1543	18.8
81-82	Dennis Johnson	80	1561	19.5
82-83	Walter Davis	80	1521	19.0
83-84	Walter Davis	78	1557	20.0
84-85	Larry Nance	61	1211	19.9
85-86	Walter Davis	70	1523	21.8
86-87	Walter Davis	79	1867	23.6
87-88	Eddie Johnson	73	1294	17.7
88-89	Tom Chambers	81	2085	25.7
89-90	Tom Chambers	81	2201	27.2
90-91	Kevin Johnson	77	1710	22.2
91-92	Jeff Hornacek	81	1632	20.1
92-93	Charles Barkley	76	1944	25.6
93-94	Charles Barkley	65	1402	21.6
94-95	Charles Barkley	68	1561	23.0
95-96	Charles Barkley	71	1649	23.2
96-97	Kevin Johnson	70	1410	20.1
97-98	Rex Chapman	68	1082	15.9
98-99	Tom Gugliotta	43	729	17.0
99-00	Clifford Robinson	80	1478	18.5
00-01	Shawn Marion	79	1369	17.3
01-02	Stephon Marbury	82	1674	20.4
02-03	Stephon Marbury	81	1806	22.3
03-04	Shawn Marion	79	1498	19.0
04-05	Amar'e Stoudemire	80	2080	26.0
05-06	Shawn Marion	81	1769	21.8
06-07	Amar'e Stoudemire	82	1671	20.4
07-08	Amar'e Stoudemire	79	1989	25.2
08-09	Amar'e Stoudemire	53	1134	21.4
09-10	Amar'e Stoudemire	82	1896	23.1

Field Goal Percentage

Year	Name	FGM	FGA	Pct.
68-69	Dick Snyder	399	846	.472
69-70	Jim Fox	413	788	.524
70-71	Mel Counts	365	799	.457
71-72	Clem Haskins	509	1054	.483
72-73	Connie Hawkins	441	920	.479
73-74	Dick Van Arsdale	514	1028	.500
74-75	Curtis Perry	437	917	.477
75-76	Curtis Perry	386	776	.497
76-77	Paul Westphal	682	1317	.518
77-78	Walter Davis	786	1494	.526
78-79	Walter Davis	764	1362	.561
79-80	Walter Davis	657	1166	.563
80-81	Walter Davis	593	1101	.539
81-82	Walter Davis	350	669	.523
82-83	Larry Nance	588	1069	.550
83-84	Larry Nance	601	1044	.576
84-85	Larry Nance	515	877	.587
85-86	Larry Nance	582	1001	.581
86-87	Ed Pinckney	290	497	.584
87-88	Jay Humphries	264	484	.545
88-89	Mark West	243	372	.653
89-90	Mark West	331	530	*.625
90-91	Mark West	247	382	.647
91-92	Mark West	196	310	.632
92-93	Cedric Ceballos	381	662	*.576
93-94	Oliver Miller	277	455	.609
94-95	Danny Manning	340	622	.547
95-96	Kevin Johnson	342	674	.507
96-97	Danny Manning	426	795	.536
97-98	Antonio McDyess	497	927	.536
98-99	Danny Manning	187	386	.484
99-00	Rodney Rogers	428	881	.486
00-01	Shawn Marion	557	1160	.480
01-02	Jake Tsakalidis	190	400	.475
02-03	Amar'e Stoudemire	392	830	.472
03-04	Jake Voskuhl	152	300	.507
04-05	Amar'e Stoudemire	747	1336	.559
05-06	Boris Diaw	449	853	.526
06-07	Amar'e Stoudemire	607	1055	.575
07-08	Amar'e Stoudemire	714	1211	.590
08-09	Shaquille O'Neal	512	841	*.609
09-10	Amar'e Stoudemire	704	1264	.557

*NBA leader

Free Throw Percentage (70 games min.)

Year	Name	FTM	FTA	Pct.
68-69	Stan McKenzie	219	287	.763
69-70	Gail Goodrich	488	604	.808
70-71	Connie Hawkins	457	560	.816
71-72	Dick Van Arsdale	529	626	.845
72-73	Dick Van Arsdale	426	496	.859
73-74	Dick Van Arsdale	361	423	.853
74-75	Dick Van Arsdale	282	339	.832
75-76	Keith Erickson	134	157	.854
76-77	Dick Van Arsdale	145	166	.873
77-78	Walter Davis	387	466	.830
78-79	Paul Westphal	339	405	.837
79-80	Mike Bratz	141	162	.870
80-81	Kyle Macy	107	119	.899
81-82	Kyle Macy	152	169	* .899
82-83	Kyle Macy	129	148	.872
83-84	Walter Davis	233	270	.863
84-85	Kyle Macy	127	140	* .907
85-86	Walter Davis	257	305	.843
86-87	Walter Davis	288	334	.862
87-88	Walter Davis	205	231	.887
88-89	Kevin Johnson	508	576	.882
89-90	Eddie Johnson	188	205	.917
90-91	Jeff Hornacek	201	224	.897
91-92	Jeff Hornacek	279	315	.886
92-93	Danny Ainge	123	145	.848
93-94	Kevin Johnson	380	464	.819
94-95	Elliot Perry	158	195	.810
95-96	Kevin Johnson	342	398	.859
96-97	Kevin Johnson	439	515	.852
97-98	Kevin Johnson	162	186	.871
98-99	Rex Chapman	76	91	.835
99-00	Jason Kidd	203	245	.829
00-01	Jason Kidd	328	403	.814
01-02	Shawn Marion	191	226	.845
02-03	Shawn Marion	251	295	.851
03-04	Shawn Marion	228	268	.851
04-05	Steve Nash	211	238	.887
05-06	Steve Nash	257	279	* .921
06-07	Steve Nash	222	247	.899
07-08	Steve Nash	222	245	.906
08-09	Steve Nash	196	210	.933
09-10	Steve Nash	211	225	* .938

* NBA leader

Total Rebounds

Year	Name	Games	Total	Avg.
68-69	Gary Gregor	80	711	8.9
69-70	Paul Silas	78	916	11.7
70-71	Paul Silas	81	1015	12.5
71-72	Paul Silas	80	955	11.9
72-73	Neal Walk	81	1006	12.4
73-74	Neal Walk	82	837	10.2
74-75	Curtis Perry	79	940	11.9
75-76	Alvan Adams	80	727	9.1
76-77	Alvan Adams	72	652	9.1
77-78	Garfield Heard	80	652	8.2
78-79	Alvan Adams	77	705	9.2
79-80	Truck Robinson	82	770	9.4
80-81	Truck Robinson	82	789	9.6
81-82	Truck Robinson	74	721	9.7
82-83	Maurice Lucas	77	799	10.4
83-84	Maurice Lucas	75	725	9.7
84-85	Maurice Lucas	63	557	8.8
85-86	Larry Nance	73	618	8.5
86-87	Larry Nance	69	599	8.7
87-88	Armon Gilliam	55	434	7.9
88-89	Tom Chambers	81	684	8.4
89-90	Mark West	82	728	8.9
90-91	Mark West	82	564	6.9
91-92	Tim Perry	80	551	6.9
92-93	Charles Barkley	76	928	12.2
93-94	A.C. Green	82	753	9.2
94-95	Charles Barkley	68	756	11.1
95-96	Charles Barkley	71	821	11.6
96-97	John Williams	68	562	8.3
97-98	Antonio McDyess	81	613	7.6
98-99	Tom Gugliotta	43	381	8.9
99-00	Jason Kidd	67	483	7.2
00-01	Shawn Marion	79	628	10.7
01-02	Shawn Marion	81	803	9.9
02-03	Shawn Marion	81	773	9.5
03-04	Shawn Marion	79	737	9.3
04-05	Shawn Marion	81	915	11.3
05-06	Shawn Marion	81	959	11.8
06-07	Amar'e Stoudemire	82	786	9.6
07-08	Amar'e Stoudemire	79	719	9.1
08-09	Shaquille O'Neal	75	633	8.4
09-10	Amar'e Stoudemire	82	732	8.9

Total Assists

Year	Name	Games	Assists	Avg.
68-69	Gail Goodrich	81	518	6.4
69-70	Gail Goodrich	81	605	7.5
70-71	Clem Haskins	82	383	4.7
71-72	Paul Silas	80	343	4.3
72-73	Charlie Scott	81	495	6.1
73-74	Neal Walk	82	331	4.0
74-75	Dennis Awtrey	81	342	4.2
75-76	Alvan Adams	80	450	5.6
76-77	Paul Westphal	81	459	5.7
77-78	Paul Westphal	80	437	5.5
78-79	Paul Westphal	81	529	6.5
79-80	Paul Westphal	82	416	5.1
80-81	Alvan Adams	75	344	4.6
81-82	Kyle Macy	82	384	4.7
82-83	Walter Davis	80	397	5.0
83-84	Walter Davis	78	429	5.5
84-85	Kyle Macy	65	380	5.8
85-86	Jay Humphries	82	526	6.4
86-87	Jay Humphries	82	632	7.7
87-88	Jeff Hornacek	82	540	6.6
88-89	Kevin Johnson	81	991	12.2
89-90	Kevin Johnson	74	846	11.4
90-91	Kevin Johnson	77	781	10.1
91-92	Kevin Johnson	78	836	10.7
92-93	Charles Barkley	76	385	5.1
93-94	Kevin Johnson	67	637	9.5
94-95	Elliot Perry	82	394	4.8
95-96	Kevin Johnson	56	517	9.2
96-97	Kevin Johnson	70	653	9.3
97-98	Jason Kidd	82	745	9.1
98-99	Jason Kidd	50	539	* 10.8
99-00	Jason Kidd	67	678	* 10.1
00-01	Jason Kidd	77	753	* 9.8
01-02	Stephon Marbury	82	666	8.1
02-03	Stephon Marbury	81	654	8.1
03-04	Joe Johnson	82	362	4.4
04-05	Steve Nash	75	861	* 11.5
05-06	Steve Nash	79	826	* 10.5
06-07	Steve Nash	76	884	* 11.6
07-08	Steve Nash	81	898	11.1
08-09	Steve Nash	74	717	9.7
09-10	Steve Nash	81	892	* 11.0

* NBA leader

Total Minutes

Year	Name	Games	Minutes	Avg.
68-69	Dick Van Arsdale	80	3388	42.4
69-70	Connie Hawkins	81	3312	40.9
70-71	Dick Van Arsdale	81	3157	39.0
71-72	Dick Van Arsdale	82	3096	37.8
72-73	Neal Walk	81	3114	38.4
73-74	Dick Van Arsdale	78	2832	36.3
74-75	Curtis Perry	79	2688	34.0
75-76	Paul Westphal	82	2960	36.1
76-77	Paul Westphal	81	2600	32.1
77-78	Walter Davis	81	2590	32.0
78-79	Paul Westphal	81	2641	32.6
79-80	Truck Robinson	82	2710	33.0
80-81	Truck Robinson	82	3088	37.7
81-82	Dennis Johnson	80	2936	36.7
82-83	Larry Nance	82	2914	35.5
83-84	Larry Nance	82	2899	35.4
84-85	Larry Nance	61	2202	36.1
85-86	Larry Nance	73	2484	34.0
86-87	Walter Davis	79	2646	33.5
87-88	Eddie Johnson	73	2177	29.8
88-89	Kevin Johnson	81	3179	39.2
89-90	Tom Chambers	81	3046	37.6
90-91	Kevin Johnson	77	2772	36.0
91-92	Jeff Hornacek	81	3078	38.0
92-93	Dan Majerle	82	3199	39.0
93-94	Dan Majerle	80	3207	40.1
94-95	Dan Majerle	82	3091	37.7
95-96	Michael Finley	82	3212	39.2
96-97	Kevin Johnson	70	2658	38.0
97-98	Jason Kidd	82	3118	38.0
98-99	Jason Kidd	50	2060	41.2
99-00	Clifford Robinson	80	2839	35.5
00-01	Jason Kidd	77	3065	39.8
01-02	Stephon Marbury	82	3187	38.9
02-03	Shawn Marion	81	3373	41.6
03-04	Joe Johnson	82	3331	40.6
04-05	Joe Johnson	82	3240	39.5
05-06	Shawn Marion	81	3263	40.3
06-07	Shawn Marion	80	3010	37.6
07-08	Steve Nash	81	2780	34.3
08-09	Steve Nash	74	2484	33.6
09-10	Amar'e Stoudemire	82	2838	34.6

Single Season Records Breakdowns

Records – Inter-Divisional

Year	Western	Eastern	Midwest	Northwest	Pacific	Southwest	Atlantic	Central	Southeast	Overall
68-69	8-30	8-36	-	-	-	-	-	-	-	16-66
69-70	24-16	15-27	-	-	-	-	-	-	-	39-43
70-71	25-19	23-15	9-9	-	16-10	-	9-10	14-5	-	48-34
71-72	24-20	25-13	7-11	-	17-9	-	15-4	10-9	-	49-33
72-73	22-28	16-16	8-16	-	14-12	-	8-8	8-8	-	38-44
73-74	16-34	14-18	5-19	-	11-15	-	4-12	10-6	-	30-52
74-75	19-27	13-23	7-9	-	12-18	-	5-11	8-12	-	32-50
75-76	26-20	16-20	11-9	-	15-11	-	4-12	12-8	-	42-40
76-77	16-24	18-24	11-13	-	5-11	-	9-10	9-14	-	34-48
77-78	24-16	25-17	16-8	-	8-8	-	12-7	13-10	-	49-33
78-79	21-19	29-13	10-10	-	11-9	-	12-7	17-6	-	50-32
79-80	42-18	13-9	23-7	-	19-11	-	5-5	8-4	-	55-27
80-81	44-16	13-9	22-7	-	22-9	-	4-6	9-3	-	57-25
81-82	32-28	14-8	18-12	-	14-16	-	5-5	9-3	-	46-36
82-83	42-18	11-11	21-9	-	21-9	-	3-7	8-4	-	53-29
83-84	33-27	8-14	17-13	-	16-14	-	4-6	4-8	-	41-41
84-85	27-33	9-13	12-18	-	15-15	-	4-6	5-7	-	36-46
85-86	25-35	7-15	9-21	-	16-14	-	2-8	5-7	-	32-50
86-87	28-32	8-14	14-16	-	14-16	-	3-7	5-7	-	36-46
87-88	22-39	6-15	11-19	-	11-20	-	4-6	2-9	-	28-54
88-89	41-17	14-10	18-6	-	23-11	-	10-2	4-8	-	55-27
89-90	38-18	16-10	18-10	-	20-8	-	9-3	7-7	-	54-28
90-91	35-21	20-6	18-10	-	17-11	-	9-3	11-3	-	55-27
91-92	34-20	19-9	17-7	-	17-13	-	11-3	8-6	-	53-29
92-93	40-14	22-6	19-5	-	21-9	-	12-2	10-4	-	62-20
93-94	37-17	19-9	18-6	-	19-11	-	11-3	8-6	-	56-26
94-95	39-15	20-8	16-8	-	23-7	-	11-3	9-5	-	59-23
95-96	23-29	18-12	14-13	-	9-16	-	10-4	8-8	-	41-41
96-97	27-25	13-17	14-14	-	13-11	-	6-8	7-9	-	40-42
97-98	37-15	19-11	19-8	-	18-7	-	9-5	10-6	-	56-26
98-99	26-18	1-5	17-8	-	9-10	-	0-1	1-4	-	27-23
99-00	30-22	23-7	15-13	-	15-9	-	11-3	12-4	-	53-29
00-01	30-22	21-9	18-10	-	12-12	-	7-7	14-2	-	51-31
01-02	24-28	12-18	12-16	-	12-12	-	4-10	8-8	-	36-46
02-03	26-26	18-12	14-14	-	12-12	-	8-6	10-6	-	44-38
03-04	16-36	13-17	7-21	-	9-15	-	7-7	6-10	-	29-53
04-05	38-14	24-6	-	15-3	12-4	11-7	9-1	7-3	8-2	62-20
05-06	32-20	22-8	-	12-6	10-6	10-8	8-2	6-4	8-2	54-28
06-07	36-16	25-5	-	12-6	11-5	13-5	9-1	8-2	8-2	61-21
07-08	31-21	24-6	-	12-6	10-6	9-9	8-3	8-1	8-2	55-27
08-09	30-22	16-14	-	12-6	11-5	7-11	5-5	5-5	6-4	46-36
09-10	35-17	19-11	-	11-7	12-4	12-6	9-1	5-5	5-5	54-28
TOT.	1225-952	689-546	485-395	74-34	572-431	62-46	295-220	328-246	43-17	1914-1498
Win. %	.563	.558	.551	.685	.570	.574	.573	.571	.717	.561

Records Breakdowns

Records – Month by Month

Year	Oct.	Nov.	Dec.	Jan.	Feb.	Mar.	Apr.	Total
68-69	4-3	1-12	3-15	3-12	3-14	2-10	-	16-66
69-70	3-5	5-10	7-8	9-10	9-7	6-3	-	39-43
70-71	3-6	11-6	9-7	11-4	9-4	5-7	-	48-34
71-72	3-4	8-7	11-5	9-8	11-5	7-4	-	49-33
72-73	3-4	7-9	9-6	6-8	7-9	6-8	-	38-44
73-74	2-8	5-8	8-8	6-7	4-12	5-9	-	30-52
74-75	3-3	6-9	6-6	5-9	8-6	3-15	1-2	32-50
75-76	1-1	6-6	8-7	4-13	8-5	12-5	3-3	42-40
76-77	1-4	5-5	8-7	8-9	4-9	4-12	4-2	34-48
77-78	3-3	8-4	10-6	12-2	5-8	9-7	2-3	49-33
78-79	7-3	10-4	7-7	7-6	6-6	10-4	3-2	50-32
79-80	7-4	9-5	10-5	9-5	8-5	12-3	-	55-27
80-81	9-1	13-3	10-5	9-7	8-4	8-5	-	57-25
81-82	0-2	8-3	9-7	7-5	7-7	9-8	6-4	46-36
82-83	1-1	10-5	8-6	8-8	8-4	10-4	8-1	53-29
83-84	0-1	5-11	10-4	4-8	8-9	8-8	6-0	41-41
84-85	3-0	7-8	7-7	5-10	6-7	4-11	4-3	36-46
85-86	0-3	3-12	7-4	7-9	6-7	6-9	3-6	32-50
86-87	1-0	5-9	7-8	6-10	3-8	4-10	10-1	36-46
87-88	0-0	4-6	6-9	3-12	4-10	6-9	5-8	28-54
88-89	0-0	6-7	10-4	10-4	8-5	12-6	9-1	55-27
89-90	0-0	5-6	7-7	13-3	11-1	12-6	6-5	54-28
90-91	0-0	8-4	10-5	10-5	8-5	13-3	6-5	55-27
91-92	0-0	8-9	11-1	10-6	7-6	12-3	5-4	53-29
92-93	0-0	7-4	14-0	10-4	9-4	13-3	9-5	62-20
93-94	0-0	8-3	13-2	7-8	8-4	10-6	10-3	56-26
94-95	0-0	10-4	11-3	13-2	8-5	9-6	8-3	59-23
95-96	0-0	6-7	7-7	6-9	9-4	8-8	5-6	41-41
96-97	0-0	1-14	9-5	5-11	6-6	12-3	7-3	40-42
97-98	1-0	8-3	9-6	11-5	9-4	10-7	8-1	56-26
98-99	-	-	-	-	8-5	7-11	12-7*	27-23
99-00	0-0	10-4	8-7	7-7	10-3	12-4	6-4	53-29
00-01	0-1	10-3	8-6	8-8	8-4	10-5	7-4	51-31
01-02	0-1	10-6	8-6	4-10	6-7	6-9	2-7	36-46
02-03	0-1	8-6	11-5	8-9	4-6	7-8	6-3	44-38
03-04	1-1	6-7	5-12	5-12	3-9	6-8	3-4	29-53
04-05	-	12-2	13-2	11-6	7-4	11-3	8-3	62-20
05-06	-	8-5	11-5	10-6	9-1	11-6	5-5	54-28
06-07	0-1	8-5	13-2	15-1	8-5	10-4	7-3	61-21
07-08	-	12-4	10-5	11-5	6-5	11-5	5-3	55-27
08-09	1-1	10-6	7-5	7-8	8-5	7-9	6-2	46-36
09-10	2-0	12-3	7-9	7-9	9-3	12-2	5-2	54-28
TOTALS	59-62	309-254	362-241	326-300	301-247	357-276	200-118	1914-1498
Win. %	.488	.549	.600	.521	.549	.564	.629	.561

* includes 2-1 in May during regular season

Records – Day by Day

Year	Mon.	Tues.	Wed.	Thur.	Fri.	Sat.	Sun.	Total
68-69	0-5	2-10	4-8	2-7	2-13	2-10	4-13	16-66
69-70	0-0	5-11	1-4	9-3	8-8	7-6	9-11	39-43
70-71	2-1	4-7	6-4	5-3	11-6	11-7	9-6	48-34
71-72	0-0	10-5	6-5	6-3	9-6	10-9	8-5	49-33
72-73	2-1	2-11	8-6	4-3	8-7	9-7	5-9	38-44
73-74	0-1	2-13	5-9	5-3	4-13	7-6	7-7	30-52
74-75	0-1	4-8	10-5	4-5	5-12	7-9	2-10	32-50
75-76	0-0	6-6	5-7	7-5	7-7	9-9	8-6	42-40
76-77	1-0	3-9	7-7	6-5	5-12	4-9	8-6	34-48
77-78	0-2	10-6	5-6	8-3	9-9	7-3	10-4	49-33
78-79	0-0	7-4	12-4	6-1	11-9	6-8	8-6	50-32
79-80	0-0	6-7	14-6	4-0	13-4	5-5	13-5	55-27
80-81	2-0	11-4	10-7	3-2	13-5	5-2	13-5	57-25
81-82	1-0	9-6	9-8	7-3	10-5	7-8	3-6	46-36
82-83	0-0	13-5	6-5	8-6	10-2	9-6	7-5	53-29
83-84	1-0	8-11	5-8	10-2	6-8	6-8	5-4	41-41
84-85	0-4	6-12	5-5	8-3	5-8	6-11	6-3	36-46
85-86	3-3	3-11	10-7	2-5	6-12	6-8	2-4	32-50
86-87	2-4	9-8	5-8	4-3	6-11	9-11	1-1	36-46
87-88	3-5	6-7	7-10	3-4	1-13	6-11	2-4	28-54
88-89	8-3	8-4	8-4	7-1	14-5	10-8	0-2	55-27
89-90	4-2	11-4	6-6	7-2	14-5	9-5	3-4	54-28
90-91	4-1	13-3	11-4	5-1	10-9	9-7	3-2	55-27
91-92	4-1	7-7	9-5	5-2	12-7	11-5	5-2	53-29
92-93	2-3	11-4	13-1	7-1	15-1	8-5	6-5	62-20
93-94	5-1	8-8	9-2	6-5	10-5	10-2	8-3	56-26
94-95	5-1	11-5	11-2	6-2	10-7	7-2	9-4	59-23
95-96	1-4	10-6	7-7	4-2	9-11	3-4	7-7	41-41
96-97	4-4	4-9	8-7	4-6	8-6	5-5	7-5	40-42
97-98	6-2	13-7	5-4	4-4	15-1	6-3	7-5	56-26
98-99	4-2	3-3	7-4	3-2	2-7	3-3	5-2	27-23
99-00	5-2	13-7	9-1	6-2	7-8	4-6	9-3	53-29
00-01	3-1	7-6	14-4	6-4	5-7	8-4	8-5	51-31
01-02	3-0	6-9	7-8	5-5	6-9	6-9	3-6	36-46
02-03	5-8	4-6	9-8	2-0	15-3	5-5	4-8	44-38
03-04	6-4	4-9	4-10	3-2	6-12	3-10	3-6	29-53
04-05	7-1	11-2	14-4	2-1	8-8	8-3	12-1	62-20
05-06	4-4	6-6	13-3	7-2	13-3	9-3	2-7	54-28
06-07	6-2	11-2	11-3	4-4	15-4	4-4	10-2	61-21
07-08	5-3	11-3	7-10	7-2	11-3	7-4	7-2	55-27
08-09	7-3	7-2	9-8	0-10	8-6	8-2	7-5	46-36
09-10	6-3	9-3	12-6	1-4	11-5	4-5	11-2	54-28
TOTALS	121-82	314-276	343-240	212-133	373-302	285-257	266-208	1914-1498
Win. %	.596	.532	.588	.614	.553	.526	.561	.561

Records – Home, Away, Neutral

Year	REGULAR SEASON				PLAYOFFS		
	Home	Away	Neutral	Totals	Home	Away	Totals
68-69	11-26	4-27	1-13	16-66	-	-	-
69-70	22-15	12-25	5-3	39-43	2-1	1-3	3-4
70-71	27-14	19-20	2-0	48-34	-	-	-
71-72	30-11	19-20	0-2	49-33	-	-	-
72-73	22-19	15-25	1-0	38-44	-	-	-
73-74	24-17	6-34	0-1	30-52	-	-	-
74-75	22-19	10-31	-	32-50	-	-	-
75-76	27-14	15-26	-	42-40	7-2	3-7	10-9
76-77	26-15	8-33	-	34-48	-	-	-
77-78	34-7	15-26	-	49-33	0-1	0-1	0-2
78-79	32-9	18-23	-	50-32	7-1	2-5	9-6
79-80	36-5	19-22	-	55-27	2-1	1-4	3-5
80-81	36-5	21-20	-	57-25	2-2	1-2	3-4
81-82	31-10	15-26	-	46-36	1-2	1-3	2-5
82-83	32-9	21-20	-	53-29	1-1	0-1	1-2
83-84	31-10	10-31	-	41-41	5-3	4-5	9-8
84-85	26-15	10-31	-	36-46	0-1	0-2	0-3
85-86	23-18	9-32	-	32-50	-	-	-
86-87	26-15	10-31	-	36-46	-	-	-
87-88	22-19	6-35	-	28-54	-	-	-
88-89	35-6	20-21	-	55-27	4-3	3-2	7-5
89-90	32-9	22-19	-	54-28	5-2	4-5	9-7
90-91	31-9	23-17	1-1	55-27	1-1	0-2	1-3
91-92	36-5	17-24	-	53-29	3-1	1-3	4-4
92-93*	35-6	27-14	-	62-20	7-6	6-5	13-11
93-94	36-5	20-21	-	56-26	3-2	3-2	6-4
94-95	32-9	27-14	-	59-23	4-2	2-2	6-4
95-96	25-16	16-25	-	41-41	1-1	0-2	1-3
96-97	25-16	15-26	-	40-42	1-1	1-2	2-3
97-98	30-11	26-15	-	56-26	1-1	0-2	1-3
98-99	15-10	12-13	-	27-23	0-1	0-2	0-3
99-00	32-9	21-20	-	53-29	3-1	1-4	4-5
00-01	31-10	20-21	-	51-31	0-2	1-1	1-3
01-02	23-18	13-28	-	36-46	-	-	-
02-03	30-11	14-27	-	44-38	1-2	1-2	2-4
03-04	18-23	11-30	-	29-53	-	-	-
04-05	31-10	31-10	-	62-20	4-4	5-2	9-6
05-06	31-10	23-18	-	54-28	7-4	3-6	10-10
06-07	33-8	28-13	-	61-21	4-2	2-3	6-5
07-08	30-11	25-16	-	55-27	1-1	0-3	1-4
08-09	28-13	18-23	-	46-36	-	-	-
09-10	32-9	22-19	-	54-28	6-2	4-4	10-6
TOTALS	1191-506	713-972	10-20	1914-1498	83-54	50-87	133-141
Win. %	.702	.423	.333	.561	.606	.365	.485

* Suns started playing in US Airways Center (previously known as America West Arena) in 1992-93 season (517-205, .716); The arena name change date was January 6, 2006

Streaks and Extremes

Suns Streaks

Longest regular season winning streak	17	12/29/06 to 1/28/07
Longest single season winning streak	17	12/29/06 to 1/28/07
Longest losing streak	13	11/1/96 to 11/26/96
Longest winning streak on road	9	12/31/06 to 1/28/07 2/2/05 to 3/23/05 3/31/98 to 2/15/99# 12/27/94 to 1/27/95
Longest losing streak on road*	18	1/4/74 to 3/15/74
Longest winning streak at Coliseum	21	3/2/79 to 11/30/80#
Longest single season winning streak at USAC	19	11/25/92 to 2/26/93
Longest home winning streak (non-single season)	25	3/19/93 to 12/26/94#
Longest losing streak at USAC	7	4/19/96 to 11/24/96#
Longest losing streak at home	7	4/19/96 to 11/24/96#

* Includes neutral court game with Suns designated as visiting team

Over two seasons

Suns All-Time Longest Regular Season Winning Streaks

17	12/29/06	thru	1/28/07
15	11/20/06	thru	12/19/06
14	12/1/92	thru	12/30/92
11	2/8/06	thru	3/6/06
11	12/5/04	thru	12/26/04
11	3/20/97	thru	4/10/97
11	3/23/93	thru	4/11/93
10	1/9/90	thru	1/25/90
10	3/27/98	thru	4/15/98

Suns Largest Margins Of Victory

(+)	Opponent	Score	Date
55	vs. Sacramento	140-85	4/17/89
48	vs. Sacramento	129-81	2/2/09
46	vs. L.A. Clippers	114-68	2/2/00
46	vs. San Antonio	137-91	4/15/89
45	vs. Portland	130-85	12/6/05
44	at Atlanta	118-74	3/30/00

Suns Largest Margins Of Victory At USAC

(+)	Opponent	Score	Date
48	vs. Sacramento	129-81	2/2/09
46	vs. L.A. Clippers	114-68	2/2/00
45	vs. Portland	130-85	12/6/05
41	vs. Denver	129-88	12/27/92
40	vs. L.A. Clippers	140-100	2/17/09
39	vs. New Jersey	129-90	11/27/99
38	vs. Minnesota	152-114	3/16/10
37	vs. N.O./Okla. City	115-78	4/17/06

Suns Largest Margins Of Defeat

(-)	Opponent	Score	Date
44	at Seattle	107-151	4/2/88
41	at Atlanta	98-139	3/10/71
38	at New Jersey	72-110	3/27/06
37	vs. L.A. Lakers	78-115	12/28/00
	at L.A. Lakers	118-155	1/2/87
	vs. L.A. Lakers	107-144	10/31/85
	at Kansas City	85-122	10/21/79
35	vs. New York	104-139	3/21/69

Suns Top Defensive Performances

4/1/03	vs. Denver	95-65	2/18/00	vs. Atlanta	85-73
3/6/75	vs. Chicago	88-65	11/9/04	@ Chicago	94-74
2/22/00	vs. Denver	86-67	3/3/04	vs. New Jersey	87-74
2/2/00	vs. L.A. Clippers	114-68	11/1/02	vs. Cleveland	78-74
1/20/98	@ Golden State	87-69	1/12/02	vs. Miami	108-74
2/12/02	@ Detroit	99-71	11/24/00	vs. Golden State	80-74
3/23/01	vs. Philadelphia	84-71	3/30/00	@ Atlanta	118-74
4/25/99	vs. Houston	95-71	11/7/99	vs. San Antonio	77-74
1/30/98	@ Miami	74-71	2/16/06	vs. Houston	109-75
11/13/02	@ Denver	75-72	11/27/02	vs. New Jersey	82-75
2/21/02	@ Memphis	78-72	11/8/02	vs. Portland	86-75
11/21/02	vs. New York	96-72	12/18/97	@ Dallas	89-75
1/24/01	@ Detroit	106-73	10/25/80	@ Seattle	100-75

The Suns are **61-0** in team history when holding the opponent below 80 points

Suns Honor Roll

Most Valuable Player

1992-93 Charles Barkley

2004-05 Steve Nash

2005-06 Steve Nash

All-NBA

1969-70 Connie Hawkins

1976-77 Paul Westphal

1977-78 Paul Westphal (2nd Team)
Walter Davis (2nd Team)

1978-79 Paul Westphal
Walter Davis (2nd Team)

1979-80 Paul Westphal

1980-81 Dennis Johnson

1988-89 Tom Chambers (2nd Team)
Kevin Johnson (2nd Team)

1989-90 Tom Chambers (2nd Team)
Kevin Johnson (2nd Team)

1990-91 Kevin Johnson (2nd Team)

1991-92 Kevin Johnson (3rd Team)

1992-93 Charles Barkley

1993-94 Charles Barkley (2nd Team)
Kevin Johnson (2nd Team)

1994-95 Charles Barkley (2nd Team)

1995-96 Charles Barkley (3rd Team)

1998-99 Jason Kidd

1999-00 Jason Kidd

2000-01 Jason Kidd

2002-03 Stephon Marbury (3rd Team)

2004-05 Steve Nash

Amar'e Stoudemire (2nd Team)
Shawn Marion (3rd Team)

2005-06 Steve Nash

Shawn Marion (3rd Team)

2006-07 Steve Nash

Amar'e Stoudemire

2007-08 Steve Nash (2nd Team)

Amar'e Stoudemire (2nd Team)

2008-09 Shaquille O'Neal (3rd Team)

2009-10 **Steve Nash (2nd Team)**

Amar'e Stoudemire (2nd Team)

Rookie of the Year

1975-76 Alvan Adams

1977-78 Walter Davis

2002-03 Amar'e Stoudemire

All-Rookie

1968-69 Gary Gregor

1973-74 Mike Bantom

1975-76 Alvan Adams

1976-77 Ron Lee

1977-78 Walter Davis

1987-88 Armon Gilliam

1992-93 Richard Dumas (2nd Team)

1994-95 Wesley Person (2nd Team)

1995-96 Michael Finley

1999-00 Shawn Marion (2nd Team)

2001-02 Joe Johnson (2nd Team)

2002-03 Amar'e Stoudemire

All-Defensive

1970-71 Paul Silas (2nd Team)

1971-72 Paul Silas (2nd Team)

1973-74 Dick Van Arsdale (2nd Team)

1977-78 Don Buse

1978-79 Don Buse

1979-80 Don Buse

1980-81 Dennis Johnson

1981-82 Dennis Johnson

1982-83 Dennis Johnson

1990-91 Dan Majerle (2nd Team)

1992-93 Dan Majerle (2nd Team)

1998-99 Jason Kidd

1999-00 Jason Kidd (2nd Team)
Clifford Robinson (2nd Team)

2000-01 Jason Kidd

2006-07 Raja Bell

2007-08 Raja Bell (2nd Team)

Most Improved Player

1988-89	Kevin Johnson
2005-06	Boris Diaw

Sixth Man Award

1988-89	Eddie Johnson
1997-98	Danny Manning
1999-00	Rodney Rogers
2006-07	Leandro Barbosa

J. Walter Kennedy PBWAA Citizenship Award

1990-91	Kevin Johnson
2006-07	Steve Nash

Coach of the Year

1988-89	Cotton Fitzsimmons
2004-05	Mike D'Antoni

Executive of the Year

1976	Jerry Colangelo
1981	Jerry Colangelo
1989	Jerry Colangelo
1993	Jerry Colangelo
2005	Bryan Colangelo

Joe Dumars Sportsmanship Award

2007-08	Grant Hill
2009-10	Grant Hill

Dan Majerle Hustle Award

2003	Bo Outlaw
2004	Casey Jacobsen
2005	Shawn Marion
2006	Raja Bell
2007	Leandro Barbosa
2008	Grant Hill
2009	Louis Amundson
2010	Jared Dudley

All-Stars

1969	Dick Van Arsdale	1981	Walter Davis (s)	1996	Charles Barkley (s)
	Gail Goodrich		Truck Robinson	1998	Jason Kidd
1970	Dick Van Arsdale		Dennis Johnson	2000	Jason Kidd (s)
	Connie Hawkins (s)	1982	Dennis Johnson	2001	Jason Kidd (s)
1971	Connie Hawkins (s)	1983	Maurice Lucas (s)	2003	Shawn Marion
	Dick Van Arsdale	1984	Walter Davis		Stephon Marbury
1972	Connie Hawkins	1985	Larry Nance	2005	Steve Nash
	Paul Silas	1987	Walter Davis		Amar'e Stoudemire
1973	Connie Hawkins	1989	Tom Chambers		Shawn Marion
	Charlie Scott	1990	Tom Chambers	2006	Steve Nash (s)
1974	Charlie Scott		Kevin Johnson		Shawn Marion
1975	Charlie Scott	1991	Tom Chambers	2007	Steve Nash (inj)
1976	Alvan Adams		Kevin Johnson (s)		Amar'e Stoudemire
1977	Paul Westphal (s)	1992	Dan Majerle		Shawn Marion
1978	Paul Westphal (s)		Jeff Hornacek	2008	Steve Nash
	Walter Davis	1993	Dan Majerle		Amar'e Stoudemire
1979	Paul Westphal (s)		Charles Barkley (s)	2009	Amar'e Stoudemire (s)
	Walter Davis	1994	Kevin Johnson		Shaquille O'Neal
1980	Paul Westphal		Charles Barkley (s, inj)	2010	Steve Nash (s)
	Walter Davis	1995	Dan Majerle (s)		Amar'e Stoudemire (s)
			Charles Barkley (s)		

(s) denotes starter (inj) denotes injury

Coaches and Records

Year	Coach	Reg. Season	Playoffs
68-69	Johnny Kerr	16-66	—
69-70	Johnny Kerr	15-23	—
	Jerry Colangelo	24-20	3-4
70-71	Cotton Fitzsimmons	48-34	—
71-72	Cotton Fitzsimmons	49-33	—
72-73	Bill van Breda Kolff	3-4	—
	Jerry Colangelo	35-40	—
73-74	John MacLeod	30-52	—
74-75	John MacLeod	32-50	—
75-76	John MacLeod	42-40	10-9
76-77	John MacLeod	34-48	—
77-78	John MacLeod	49-33	0-2
78-79	John MacLeod	50-32	9-6
79-80	John MacLeod	55-27	3-5
80-81	John MacLeod	57-25	3-4
81-82	John MacLeod	46-36	2-5
82-83	John MacLeod	53-29	1-2
83-84	John MacLeod	41-41	9-8
84-85	John MacLeod	36-46	0-3
85-86	John MacLeod	32-50	—
86-87	John MacLeod	22-34	—
	Dick Van Arsdale	14-12	—
87-88	John Wetzel	28-54	—
88-89	Cotton Fitzsimmons	55-27	7-5
89-90	Cotton Fitzsimmons	54-28	9-7
90-91	Cotton Fitzsimmons	55-27	1-3

Year	Coach	Reg. Season	Playoffs
91-92	Cotton Fitzsimmons	53-29	4-4
92-93	Paul Westphal	62-20	13-11
93-94	Paul Westphal	56-26	6-4
94-95	Paul Westphal	59-23	6-4
95-96	Paul Westphal	14-19	—
	Cotton Fitzsimmons	27-22	1-3
96-97	Cotton Fitzsimmons	0-8	—
	Danny Ainge	40-34	2-3
97-98	Danny Ainge	56-26	1-3
98-99	Danny Ainge	27-23	0-3
99-00	Danny Ainge	13-7	—
	Scott Skiles	40-22	4-5
00-01	Scott Skiles	51-31	1-3
01-02	Scott Skiles	25-26	—
	Frank Johnson	11-20	—
02-03	Frank Johnson	44-38	2-4
03-04	Frank Johnson	8-13	—
	Mike D'Antoni	21-40	—
04-05	Mike D'Antoni	62-20	9-6
05-06	Mike D'Antoni	54-28	10-10
06-07	Mike D'Antoni	61-21	6-5
07-08	Mike D'Antoni	55-27	1-4
	Terry Porter	28-23	—
08-09	Alvin Gentry	18-13	—
	Alvin Gentry	54-28	10-6
TOTALS		1914-1498	133-141

Suns Cumulative Coaching Records

Coach	Years	Record	Pct.	Playoffs	Pct.
Johnny Kerr	1968-70	31-89	.258	-	-
Jerry Colangelo	1970, 1972-73	59-60	.496	3-4	.429
John MacLeod	1973-87	579-543	.516	37-49	.430
Cotton Fitzsimmons	1970-72, 1988-92, 1996	341-208	.621	22-22	.500
Paul Westphal	1992-96	191-88	.685	25-19	.568
Danny Ainge	1996-99	136-90	.602	3-9	.250
Scott Skiles	1999-02	116-79	.595	5-8	.385
Frank Johnson	2002-04	63-71	.470	2-4	.333
Mike D'Antoni	2003-08	253-136	.650	26-25	.510
Alvin Gentry	2009-10	72-41	.637	10-6	.625

Home Attendance Records

Year	G	Reg. Season	Avg.	G	Playoffs	Avg.	Total	Avg.
68-69	37	160,565	4,340	—	—	—	160,565	4,340
69-70	37	281,821	7,617	3	37,066	12,355	318,887	7,972
70-71	41	332,945	8,120	—	—	—	332,945	8,120
71-72	41	342,922	8,364	—	—	—	342,922	8,364
72-73	41	342,117	8,344	—	—	—	342,117	8,344
73-74	41	284,324	6,934	—	—	—	284,324	6,934
74-75	41	253,103	6,173	—	—	—	253,103	6,173
75-76	41	295,293	7,202	9	117,176	13,020	412,469	8,249
76-77	41	411,294	10,032	—	—	—	411,294	10,032
77-78	41	470,009	11,464	1	12,161	12,161	482,170	11,480
78-79	41	465,010	11,342	8	102,921	12,865	567,931	11,590
79-80	41	480,659	11,723	4	49,286	12,322	529,945	11,777
80-81	41	482,693	11,773	4	50,640	12,660	533,333	11,852
81-82	41	487,215	11,883	3	39,390	13,130	526,605	11,968
82-83	41	465,603	11,356	2	26,561	13,281	492,164	11,446
83-84	41	445,703	10,871	8	114,151	14,269	559,854	11,426
84-85	41	493,446	12,035	1	8,741	8,741	502,187	11,957
85-86	41	455,969	11,121	—	—	—	455,969	11,121
86-87	41	471,172	11,492	—	—	—	471,172	11,492
87-88	41	461,293	11,251	—	—	—	461,293	11,251
88-89	41	511,076	12,465	7	101,297	14,471	612,373	12,758
89-90	41	578,661	14,114	7	101,409	14,487	680,070	14,168
90-91	41	589,591	14,380	2	28,974	14,487	618,565	14,385
91-92	41	594,336	14,496	4	57,984	14,496	652,320	14,496
92-93	41	779,943	19,023	13	247,299	19,023	1,027,242	19,023
93-94	41	779,943	19,023	5	95,115	19,023	875,058	19,023
94-95	41	779,943	19,023	6	114,138	19,023	894,081	19,023
95-96	41	779,943	19,023	2	38,046	19,023	817,989	19,023
96-97	41	779,943	19,023	2	38,046	19,023	817,989	19,023
97-98	41	779,943	19,023	2	38,046	19,023	817,989	19,023
98-99	25	472,283	18,891	1	17,306	17,306	489,589	18,830
99-00	41	773,115	18,856	4	76,092	19,023	849,207	18,871
00-01	41	737,586	17,990	2	37,859	18,930	775,445	18,037
01-02	41	668,939	16,316	—	—	—	668,939	16,316
02-03	41	666,559	16,188	3	56,692	18,897	723,251	16,438
03-04	41	670,385	16,351	—	—	—	670,385	16,351
04-05	41	726,066	17,709	8	147,376	18,422	873,442	17,825
05-06	41	730,179	17,809	11	202,642	18,422	932,821	17,939
06-07	41	755,302	18,422	6	110,532	18,422	865,834	18,422
07-08	41	755,302	18,422	2	36,844	18,422	792,146	18,422
08-09	41	755,302	18,422	—	—	—	755,302	18,422
09-10	41	723,582	17,648	8	147,376	18,422	870,958	17,775
Totals	1698	23,271,078	13,705	137	2,251,166	16,432	25,522,244	13,909

Road Attendance Records

Year	G	Reg. Season	Avg.	G	Playoffs	Avg.	Total	Avg.
68-69	45	292,862	6,508	—	—	—	292,862	6,508
69-70	45	331,767	7,373	4	67,541	16,885	399,308	8,149
70-71	41	318,824	7,776	—	—	—	318,824	7,776
71-72	41	347,949	8,487	—	—	—	347,949	8,486
72-73	41	349,290	8,519	—	—	—	349,290	8,519
73-74	41	324,082	7,904	—	—	—	324,082	7,904
74-75	41	353,825	8,630	—	—	—	353,825	8,630
75-76	41	375,304	9,154	10	138,236	13,824	513,540	10,069
76-77	41	414,942	10,120	—	—	—	414,942	10,120
77-78	41	432,399	10,546	1	10,938	10,938	443,337	10,556
78-79	41	436,269	10,640	7	152,058	21,723	588,327	12,257
79-80	41	465,730	11,359	4	57,320	14,330	523,050	11,623
80-81	41	417,996	10,195	3	40,097	13,366	458,093	10,411
81-82	41	450,670	10,991	4	63,922	15,981	514,592	11,695
82-83	41	387,205	9,444	1	15,903	15,903	403,108	9,976
83-84	41	399,220	9,737	9	121,901	13,545	521,121	10,422
84-85	41	402,467	9,816	2	30,808	15,404	433,275	10,076
85-86	41	450,179	10,980	—	—	—	450,179	10,980
86-87	41	444,434	10,840	—	—	—	444,434	10,840
87-88	41	489,543	11,940	—	—	—	489,543	11,940
88-89	41	607,712	14,822	5	77,720	15,544	685,432	14,901
89-90	41	651,737	15,896	9	129,015	14,335	780,752	15,615
90-91	41	618,124	15,076	2	25,232	12,616	643,356	14,962
91-92	41	632,459	15,426	4	53,517	13,379	685,976	15,244
92-93	41	688,100	16,783	11	183,645	16,695	871,745	13,208
93-94	41	723,474	17,646	5	79,931	15,986	951,676	12,359
94-95	41	735,566	17,941	4	62,721	15,680	866,126	12,203
95-96	41	744,600	18,161	2	36,052	18,026	780,650	18,155
96-97	41	676,654	16,504	3	51,216	17,072	727,870	16,543
97-98	41	617,112	15,051	2	48,014	24,007	665,126	15,468
98-99	25	392,951	15,718	2	40,628	20,314	413,265	15,306
99-00	41	701,400	17,107	5	99,524	19,905	800,924	17,411
00-01	41	703,476	17,158	2	34,364	17,317	737,840	17,159
01-02	41	687,388	16,766	—	—	—	687,388	16,766
02-03	41	669,069	16,319	3	57,651	19,217	726,720	16,516
03-04	41	674,937	16,462	—	—	—	674,937	16,462
04-05	41	720,410	17,571	7	135,661	19,380	856,071	17,835
05-06	41	725,482	17,695	9	179,450	19,939	904,932	18,099
06-07	41	760,182	18,541	5	94,385	18,877	854,567	18,576
07-08	41	739,907	18,047	3	56,391	18,797	796,298	18,098
08-09	41	743,012	18,122	—	—	—	743,012	18,122
09-10	41	712,438	17,377	8	154,888	19,361	867,326	17,701
Totals	1741	22,811,147	13,309	136	2,298,729	16,902	25,109,876	13,573



[H]

HISTORY

Celebrating 43 Years of Suns Basketball ...

The Phoenix Suns have long been regarded as one of the most successful NBA franchises on and off the court. Since entering the league in 1968, the Suns own a .561 (1914-1498) winning percentage, the fourth-best mark all-time in the NBA (entering 2010-11). That record trails only the Los Angeles Lakers (.619, 3027-1866), San Antonio Spurs (.600, 1653-1103) and Boston Celtics (.594, 2972-2031) and includes appearances in the postseason in 29 of the team's 42 seasons, and 19 of the past 22 seasons (since 1988-89). Phoenix has reached the NBA Finals twice (1976 and 1993).

On June 30, 2004, Robert Sarver, a banking and real estate executive, purchased the club from Jerry Colangelo after Colangelo set into motion a plan to ensure the team's legacy by seeking out a new owner who shared his vision and commitment to both the game of basketball and community. In the six seasons since Sarver, an Arizona native, took ownership of the Suns, Phoenix has won 50 or more games five times and enjoyed the winningest four-year period in the franchise's proud history from 2004-08 (232 victories). The span includes two 60-plus win seasons (franchise-record tying 62 in 2004-05 and 61 in 2006-07) and three Pacific Division titles. Over the last six seasons, the Suns have compiled a 332-160 (.675) regular season record, which trails only the Dallas Mavericks (341-151, .693) and San Antonio Spurs (340-152, .691) for the NBA's best record in that stretch.



Dick Van Arsdale scores the first basket in Suns history on a feed from Dick Snyder as they defeated Seattle 116-107 in the first regular season game at the Coliseum.

The Beginning Of A Franchise...

On January 22, 1968, the NBA Board of Governors awarded a franchise to Phoenix. The new team's leadership came from owners Richard Bloch of Los Angeles along with Donald Pitt and Donald Diamond of Tucson. They brought together a group of investors that included entertainers Henry Mancini, Tony Curtis, Ed Ames, Andy Williams and Bobby Gentry.

Jerry Colangelo, former Illinois basketball star and member of the Chicago Bulls' organization, was selected as the club's first general manager at age 28. Colangelo has been with the club since its inception. One of Colangelo's first moves was naming Johnny "Red" Kerr as the franchise's first head coach. The name "Suns" was chosen through a contest (28,000 entries submitted). Since several entries were marked "Suns," a drawing was held and Selinda King of Phoenix was selected as the person who officially named the new franchise.

In the May 6, 1968 Expansion Draft, forward Dick Van Arsdale, who was left unprotected by the New York Knicks, became "The Original Sun." Van Arsdale scored 12,060 points as a Sun, and would later have his jersey (5) retired.

The Suns played their first game October 18, 1968, and defeated Seattle, 116-107, before 7,112 fans at Veterans Memorial Coliseum. However, Phoenix finished its first season at 16-66. In a coin flip between the Eastern and Western Conference teams with the poorest records (Milwaukee and Phoenix), the Suns called "heads" as the coin came up "tails." Milwaukee claimed Lew Alcindor, later known as Kareem Abdul-Jabbar, and captured the NBA title two years later.

Success, however, came more quickly than skeptics first thought when the Suns won a second coin flip and the rights to ABA star Connie Hawkins.

The Suns made the playoffs in their second season, battling the L.A. Lakers to the seven-game limit in the conference semifinals. With the emergence of eventual four-time All-Star and NBA Hall of Famer Hawkins, and the club's impressive playoff performance, the Suns had arrived on the NBA map.

The Greatest Game Ever Played...

Things brightened when the 1975-76 club, headed by coach John MacLeod, Rookie of the Year Alvan Adams and Paul Westphal, parlayed a 42-40 record and wild card playoff berth into the Western Conference title and a trip to the NBA Finals against Boston. Game Five of that series has been

called “the greatest game ever played,” as Boston won 128-126 in a triple-overtime thriller. The Celtics eventually captured the title, 4-2, but the “Sunderella” Suns demonstrated that they had come a long way in just eight seasons.

Phoenix Rising...

On October 14, 1987, Colangelo led a group of Phoenix-area investors that purchased the team for \$44.5 million. He was then named president and chief executive officer.

Cotton Fitzsimmons began his second stint with the Suns head coach prior to the 1988-89 season and engineered one of the biggest turnarounds in NBA history. On February 25, 1988, the Suns traded All-Star Larry Nance to Cleveland with Mike Sanders and a first-round pick for Kevin Johnson, Mark West, Tyrone Corbin and first- and second-round picks. On July 5, 1988, the Suns made NBA history by signing the league’s first unrestricted free agent, Tom Chambers.

A revamped 1988-89 Suns squad had just one holdover player, Jeff Hornacek, remaining from two seasons before. The Suns finished 55-27 and were the NBA’s top scoring team. For the first time in NBA history, a team won four postseason awards: Coach of the Year (Fitzsimmons), Most Improved Player (KJ), Sixth Man (Eddie Johnson) and Executive of the Year (Colangelo).

During 1988-89, Colangelo moved ahead with plans for a new downtown arena that the Suns could call home. In a unique partnership with the city of Phoenix, the \$89 million America West Arena (later renamed US Airways Center) was born. Construction of the arena began during the summer of 1990. The arena then underwent a \$70 million expansion and improvement project that was completed in 2004 and remains a state-of-the-art facility.



Danny Ainge and Michael Jordan faced off in the 1993 NBA Finals. Chicago defeated the Suns 4-2 in an exciting series.

A New Era Of Basketball...

Celebrating their 25th year in the NBA, the Suns rocked the basketball world with a blockbuster trade. On June 17, 1992, the team acquired Charles Barkley from Philadelphia for Hornacek, Tim Perry, and Andrew Lang. On November 7, 1992, the Suns opened their new home, America West Arena (now US Airways Center), with a new head coach in Westphal, a new logo, and new uniforms.

The 1992-93 club finished the season with a club-record and NBA-best 62-20 record and Barkley earned the NBA’s MVP award. The Suns made NBA playoff history by coming back to beat the Lakers in the opening round after losing the first two at home. They defeated San Antonio in six games, Seattle in seven, and returned to the Finals for the first time since 1976. After losing the first two at home to the defending World Champion Chicago Bulls, the Suns went to the Windy City and won two of three, including a 129-121 triple-overtime affair in Game 3. John Paxson gave the Bulls their third-straight NBA title after sinking a three-pointer with 3.9 seconds left in Game 6 at Phoenix.

The 1995 All-Star Game was held at AWA, as Barkley and Majerle were starters on the winning West squad coached by Westphal. After the break, the team won its second Pacific Division title in three seasons and earned the No. 2 seed in the playoffs behind San Antonio. The Suns swept Portland in the first round and faced Houston for the second-straight season in the semifinals. The Suns took a 3-1 series lead, but the Rockets won three-straight and went on to win their second-straight NBA title.

...Return of the Run-and-Gun

For the second time in the team’s history, the offseason addition of an All-Star turned into an NBA MVP and a franchise-record tying 62 single-season victories in 2004-05. Point guard Steve Nash, originally drafted by the franchise in 1996, agreed to return to the Suns in the summer of 2004 and in his first season in Phoenix led the club to a 33-game turnaround from the previous season, the first of two consecutive Western Conference Finals appearances and won the first of back-to-back league MVP honors. That signing keyed a renaissance of high-scoring basketball, not just in Phoenix but around the NBA, and has earned the Suns scoring titles in five of the last six seasons.

Season Review 68-69


RECORD**16-66**

On January 22, 1968, the NBA Board of Governors granted a franchise to the city of Phoenix. On April 25, 1968, the name "SUNS" was selected in a contest sponsored by *The Arizona Republic*. The winning entry was submitted by Mrs. Selinda King of Phoenix.

The Suns began building their team by naming **Johnny "Red" Kerr** as head coach. Kerr, who had coached the Chicago Bulls for the previous two years, was the NBA's Coach of the Year in 1967. Next was the 1968 NBA College Draft. Phoenix's first-ever selection was **Gary Gregor**, a 6-7 forward from South Carolina. The Suns continued to build the young squad by making **Dick Van Arsdale** the first player taken in the expansion draft. Van Arsdale had played the previous three years with New York. Phoenix also selected guard **Gail Goodrich**, a third-year pro, from the Los Angeles Lakers.

On October 18, the Suns opened their rookie season with a 116-107 victory over Seattle as 7,112 fans filled Veterans Memorial Coliseum. Goodrich, now in the NBA Hall of Fame, led the team with 27 points, 10 assists and nine rebounds while Van Arsdale pitched in 21 points. The Suns went on to finish the month with a 4-3 mark. But that was the last time they would be above .500 as they suffered through the rest of their first season to finish with a 16-66 record.

Goodrich and Van Arsdale led the Suns averaging 23.8 and 21.0 points, respectively. Goodrich finished sixth in the league in scoring and third as a guard behind Baltimore's Earl Monroe and Cincinnati's Oscar Robertson. Both players also appeared in the 1969 NBA All-Star game in Baltimore.



FRONT ROW: Gail Goodrich, Stan McKenzie, Dick Van Arsdale, Bob Warlick, Dick Snyder.

BACK ROW: Head Coach Johnny Kerr, Gary Gregor, Neil Johnson, Dave Lattin, Jim Fox, Trainer Joe Proski.

DATE	OPPONENT	ATTEND.	SCORE	REC.	W/L	DATE	OPPONENT	ATTEND.	SCORE	REC.	W/L
10/18	SEATTLE	7,112	116-107	1-0	W	1/5	@ATLANTA	3,235	96-97	8-34	L
10/20	BALTIMORE	3,474	122-134	1-1	L	1/7	SEATTLE	2,875	116-112	9-34	W
10/22	@SAN FRANCISCO	4,291	101-109	1-2	L	1/9	NEW YORK	2,591	120-134	9-35	L
10/24	NEW YORK	3,450	109-92	2-2	W	1/11	BALTIMORE	3,807	107-118	9-36	L
10/27	ATLANTA	4,603	100-123	2-3	L	1/16	@ATLANTA	5,815	107-112	9-37	L
10/30	@SEATTLE	2,657	115-108	3-3	W	1/17	@ATLANTA	4,565	107-112	9-38	L
10/31	CHICAGO	3,029	112-103	4-3	W	1/19	SAN DIEGO	2,867	118-136	9-39	L
11/3	LA LAKERS	7,150	109-127	4-4	L	1/22	ATLANTA	2,527	107-125	9-40	L
11/4	SAN FRANCISCO	3,019	108-119	4-5	L	1/24	CHICAGO	6,275	117-106	10-40	W
11/10	DETROIT	4,440	130-128*	5-5	W	1/25	@SAN DIEGO	4,128	120-133	10-41	L
11/14	DET. @TUCSON	2,712	109-111	5-6	L	1/26	SAN FRANCISCO	2,452	93-117	10-42	L
11/15	@SEATTLE	4,368	124-128**	5-7	L	1/29	MIL. @TUCSON	3,013	111-107	11-42	W
11/17	BOSTON	9,109	98-130	5-8	L	2/2	MILWAUKEE	2,926	122-121	12-42	W
11/19	@PHILADELPHIA	16,664	110-126	5-9	L	2/4	PHILADELPHIA	3,317	125-116	13-42	W
11/22	@BOSTON	8,224	106-133	5-10	L	2/6	CIN. @TUCSON	3,849	103-124	13-43	L
11/23	@MILWAUKEE	6,090	112-115	5-11	L	2/7	@SAN DIEGO	6,214	119-130	13-44	L
11/26	PHILADELPHIA	3,209	119-126	5-12	L	2/8	LA LAKERS	9,106	104-122	13-45	L
11/27	@DETROIT	11,016	111-125	5-13	L	2/9	@LOS ANGELES	8,840	116-134	13-46	L
11/29	@BALTIMORE	6,596	106-124	5-14	L	2/12	@NEW YORK	12,017	105-112	13-47	L
11/30	@CHICAGO	3,246	96-100	5-15	L	2/14	@DETROIT	2,853	123-128	13-48	L
12/2	SEATTLE	2,171	108-118	5-16	L	2/16	@CINCINNATI	3,922	125-113	14-48	W
12/3	@LOS ANGELES	8,277	108-122	5-17	L	2/18	@BOSTON	7,022	110-116	14-49	L
12/4	SAN FRANCISCO	2,387	126-97	6-17	W	2/20	@BALTIMORE	7,066	121-124	14-50	L
12/6	@SAN DIEGO	5,782	106-117	6-18	L	2/21	CHICAGO	4,939	121-133	14-51	L
12/8	ATLANTA	3,243	99-121	6-19	L	2/22	BOSTON	8,295	100-124	14-52	L
12/10	@NEW YORK	16,337	106-111	6-20	L	2/23	@MILWAUKEE	4,347	103-107	14-53	L
12/11	@PHILADELPHIA	6,780	123-143	6-21	L	2/25	@BOSTON	19,500	99-112	14-54	L
12/13	@CINCINNATI	2,114	123-130	6-22	L	2/26	@PHILADELPHIA	7,781	97-104	14-55	L
12/14	@DETROIT	5,024	123-118	7-22	W	2/28	@LOS ANGELES	15,728	117-121	14-56	L
12/15	@CINCINNATI	5,886	101-119	7-23	L	3/1	@SAN FRANCISCO	3,580	119-118	15-56	W
12/17	PHILADELPHIA	1,946	128-145	7-24	L	3/4	CINCINNATI	3,165	122-141	15-57	L
12/18	CINCINNATI	3,462	123-114	8-24	W	3/6	@CHICAGO	3,125	117-125	15-58	L
12/21	@BALTIMORE	8,529	117-131	8-25	L	3/7	@NEW YORK	15,244	87-119	15-59	L
12/22	@MILWAUKEE	3,466	116-127	8-26	L	3/9	SAN DIEGO	2,384	146-133	16-59	W
12/25	LA LAKERS	10,355	99-119	8-27	L	3/10	BALTIMORE	4,133	121-140	16-60	L
12/27	@SAN FRANCISCO	4,916	118-119	8-28	L	3/11	@SAN DIEGO	4,172	106-116	16-61	L
12/28	SAN DIEGO	5,749	126-136	8-29	L	3/15	S.D. @TUCSON	2,616	124-141	16-62	L
12/30	@SEATTLE	3,920	118-120	8-30	L	3/17	DETROIT	3,128	95-119	16-63	L
1/1	BOSTON	4,757	87-93	8-31	L	3/19	MILWAUKEE	3,033	110-117	16-64	L
1/3	@MILWAUKEE	4,230	104-121	8-32	L	3/21	NEW YORK	7,175	104-139	16-65	L
1/4	@CHICAGO	3,107	92-103	8-33	L	3/23	MILWAUKEE	3,204	118-128	16-66	L

*Overtime

68-69 Final Statistics

PLAYER	G	GS	MIN	3 PT				FTM-FTA	PCT	OR-DR	REB	AST	PF-DQ	STL	TO	BLK	PTS-AVG
				FGM-FGA	PCT	FGM-FGA	PCT										
GOODRICH	81	81	3236	718-1746	.411	—	—	495-663	.747	—	437	518	253-3	—	—	—	1931-23.8
VAN ARSDALE	80	80	3388	612-1386	.442	—	—	454-644	.705	—	548	388	245-2	—	—	—	1678-21.0
FOX	51	51	1979	273-581	.470	—	—	157-214	.734	—	679	143	210-5	—	—	—	703-13.8
SNYDER	81	55	2108	399-846	.472	—	—	185-255	.725	—	328	211	213-3	—	—	—	983-12.1
MCLEMORE	31	7	710	141-366	.385	—	—	85-110	.773	—	168	50	73-1	—	—	—	367-11.8
WILSON	41	27	1294	191-481	.397	—	—	93-151	.616	—	505	76	145-4	—	—	—	475-11.6
GREGOR	80	60	2182	400-963	.415	—	—	85-131	.649	—	711	96	249-2	—	—	—	885-11.1
MCKENZIE	80	17	1569	264-618	.427	—	—	219-287	.763	—	251	123	191-3	—	—	—	747-9.3
WARLICK	63	11	975	212-501	.423	—	—	83-137	.606	—	151	131	119-0	—	—	—	507-8.0
LATTIN	68	6	987	150-366	.410	—	—	109-172	.634	—	323	48	163-5	—	—	—	409-6.0
JOHNSON	80	15	1319	177-368	.481	—	—	110-177	.621	—	396	134	214-3	—	—	—	464-5.8
KNOWLES	8	0	40	4-14	.286	—	—	1-3	.333	—	9	0	10-0	—	—	—	9-1.1
BIEDENBACH	7	0	18	0-6	.000	—	—	4-6	.667	—	2	3	1-0	—	—	—	4-6
SUNS	82	19705	3541-8242	.430	—	—	—	2080-2950	.705	—	4508	1921	2086-30	—	—	—	9162-111.7
OPPONENTS	82	19705	3892-8297	.469	—	—	—	2094-2891	.724	—	4692	2330	2122-31	—	—	—	9878-120.5

Season Review 69-70


RECORD**39-43**

With the addition of veterans **Paul Silas** and **Connie Hawkins**, the young Suns enjoyed a 23-game turnaround and their first-ever trip to the NBA playoffs. Silas, obtained in a trade with Atlanta for **Gary Gregor**, gave the team additional inside strength as he averaged nearly 12 rebounds. Following a legendary two-year stint in the ABA and one year with the world-famous Harlem Globetrotters, Hawkins provided amazing offensive talents.

On January 2, with the Suns at 15-23, Head Coach **Johnny Kerr** resigned just five hours prior to that night's game against San Diego. General Manager **Jerry Colangelo** took over as head coach and led the Suns to a 24-20 mark over the rest of the regular season and a bid to the NBA Playoffs.

The Suns drew the mighty L.A. Lakers in the first round and dropped the opening game in Los Angeles, 112-128. But the Suns showed character as they picked up the next three games behind superb play from Silas, Hawkins and **Gail Goodrich**. However, the likes of Wilt Chamberlain, Jerry West and Elgin Baylor were too much for the Suns as the Lakers clinched the series in seven games.

Dick Van Arsdale made his second appearance in the All-Star Game along with the team's scoring leader Hawkins. The Hawk also earned All-NBA First Team honors.



FRONT ROW: Art Harris, Dick Van Arsdale, Stan McKenzie, Gail Goodrich.

BACK ROW: Trainer Joe Proski, Neil Johnson, Lamar Green, Connie Hawkins, Jim Fox, Neal Walk, Paul Silas, Jerry Chambers, Head Coach Jerry Colangelo.

DATE	OPPONENT	ATTEND.	SCORE	REC.	W/L	DATE	OPPONENT	ATTEND.	SCORE	REC.	W/L
10/16	SAN DIEGO	6,053	116-114	1-0	W	1/6	@CINCINNATI	3,426	124-128	17-25	L
10/18	@ATLANTA	3,742	116-121	1-1	L	1/8	@CHICAGO	5,086	123-152	17-26	L
10/21	@NEW YORK	15,116	116-140	1-2	L	1/9	@MILWAUKEE	7,237	116-120	17-27	L
10/22	@PHILADELPHIA	7,215	119-122	1-3	L	1/10	@PHILADELPHIA	7,423	119-117	18-27	W
10/24	CHICAGO	4,576	115-116	1-4	L	1/11	@CINCINNATI	6,129	125-118	19-27	W
10/25	@SAN DIEGO	5,269	115-107	2-4	W	1/12	NY @SALT LAKE	12,384	114-130	19-28	L
10/26	MILWAUKEE	9,149	99-119	2-5	L	1/15	BALTIMORE	5,636	124-115	20-28	W
10/30	CINCINNATI	6,699	106-104	3-5	W	1/17	SEATTLE	9,094	131-134	20-29	L
11/4	NEW YORK	10,552	99-116	3-6	L	1/18	BALTIMORE	5,009	134-133	21-29	W
11/7	@LA LAKERS	10,557	122-120	4-6	W	1/22	SEA @LAS CRUCES	2,805	129-120	22-29	W
11/9	DETROIT	9,500	140-129	5-6	W	1/23	SAN FRANCISCO	12,024	132-138	22-30	L
11/13	PHILADELPHIA	5,440	110-124	5-7	L	1/24	@SAN FRANCISCO	6,466	109-99	23-30	W
11/14	@LA LAKERS	8,902	112-127	5-8	L	1/25	@LA LAKERS	11,483	106-118	23-31	L
11/15	LA LAKERS	6,318	114-111	6-8	W	1/29	ATLANTA	6,658	111-102	24-31	W
11/16	ATL. @ALBUQ.	5,094	139-118	7-8	W	1/30	@SAN FRAN	6,308	116-125	24-32	L
11/18	@BOSTON	6,028	119-120	7-9	L	1/31	MILWAUKEE	11,814	106-107	24-33	L
11/19	@BALTIMORE	9,287	118-133	7-10	L	2/1	@SAN DIEGO	4,582	105-103	25-33	W
11/21	@BALTIMORE	5,215	116-126	7-11	L	2/3	PHILADELPHIA	6,543	131-123	26-33	W
11/22	@NEW YORK	19,401	114-128	7-12	L	2/6	SAN FRAN	9,599	122-117	27-33	W
11/23	@CINCINNATI	2,866	123-137	7-13	L	2/7	LA LAKERS	10,459	121-117*	28-33	W
11/25	BALTIMORE	5,776	124-134	7-14	L	2/10	@BOSTON	4,761	122-117	29-33	W
11/29	@SEATTLE	9,418	129-130	7-15	L	2/11	@MILWAUKEE	10,746	120-127	29-34	L
11/30	SEATTLE	3,621	116-108	8-15	W	2/12	@CHICAGO	11,190	121-122	29-35	L
12/2	CHI. @SALT LAKE	3,220	121-110	9-15	W	2/13	@DETROIT	3,029	120-132	29-36	L
12/4	LA LAKERS	5,165	119-109	10-15	W	2/15	@PHILADELPHIA	8,163	125-159	29-37	L
12/5	CHICAGO	6,021	114-113	11-15	W	2/17	@SEATTLE	8,220	129-118	30-37	W
12/7	DETROIT	4,335	113-118	11-16	L	2/18	BOSTON	6,818	113-116	30-38	L
12/9	@CHICAGO	10,833	102-109	11-17	L	2/20	SAN DIEGO	6,136	126-117	31-38	W
12/10	@BALTIMORE	2,842	137-107	12-17	W	2/22	MILWAUKEE	11,541	124-144	31-39	L
12/12	@SEATTLE	6,146	130-116	13-17	W	2/24	@NEW YORK	19,011	105-121	31-40	L
12/13	CINCINNATI	5,786	126-110	14-17	W	2/26	@DETROIT	2,552	131-123	32-40	W
12/14	CINCINNATI	7,075	130-137**	14-18	L	2/27	@BOSTON	8,933	134-125	33-40	W
12/16	PHILADELPHIA	5,268	119-141	14-19	L	3/1	@ATLANTA	5,735	109-98	34-40	W
12/20	@DETROIT	5,021	113-114	14-20	L	3/3	CHICAGO	9,699	111-123	34-41	L
12/21	@MILWAUKEE	10,201	111-118	14-21	L	3/6	@SAN FRANCISCO	4,316	97-107	34-42	L
12/25	BOSTON	10,137	127-116	15-21	W	3/8	ATLANTA	9,526	130-119	35-42	W
12/28	NEW YORK	11,286	116-135	15-22	L	3/15	@ATLANTA	6,066	111-126	35-43	L
12/30	@SEATTLE	5,201	121-134	15-23	L	3/17	SAN FRANCISCO	9,486	133-121	36-43	W
1/2	SAN DIEGO	4,875	121-120	16-23	W	3/19	BOSTON	9,570	127-123	37-43	W
1/3	DETROIT	6,551	114-109	17-23	W	3/20	SAN DIEGO	9,026	127-104	38-43	W
1/4	@LA LAKERS	11,055	112-120	17-24	L	3/22	@SAN DIEGO	4,558	130-129	39-43	W

*Overtime

69-70 Final Statistics

PLAYER	G	GS	MIN	3 PT				FTM-FTA	PCT	OR-DR	REB	AST	PF-DQ	STL	TO	BLK	PTS-AVG
				FGM-FGA	PCT	FGM-FGA	PCT										
HAWKINS	81	81	3312	709-1447	.490	—	—	577-741	.779	—	846	391	287-4	—	—	—	1995-24.6
VAN ARSDALE	77	72	2966	592-1166	.508	—	—	459-575	.798	—	264	388	282-5	—	—	—	1643-21.3
GOODRICH	81	81	3234	570-1251	.456	—	—	488-604	.808	—	340	605	251-3	—	—	—	1624-20.0
FOX	81	78	2041	413-788	.524	—	—	218-283	.770	—	570	93	261-7	—	—	—	1044-12.9
SILAS	78	74	2836	373-804	.464	—	—	250-412	.607	—	916	214	266-5	—	—	—	996-12.8
WALK	82	2	1394	257-547	.470	—	—	155-242	.640	—	455	80	225-2	—	—	—	669-8.2
CHAMBERS	79	9	1139	283-658	.430	—	—	91-125	.728	—	219	54	162-3	—	—	—	657-8.3
HARRIS	76	7	1375	257-650	.395	—	—	82-125	.656	—	142	211	209-0	—	—	—	596-7.8
GREEN	58	1	700	101-234	.432	—	—	41-70	.586	—	276	17	115-2	—	—	—	243-4.2
MCKENZIE	58	1	525	81-206	.393	—	—	58-73	.795	—	103	52	67-1	—	—	—	220-3.8
JOHNSON	28	0	136	20-60	.333	—	—	8-12	.667	—	47	12	38-0	—	—	—	48-1.7
OTHERS	6	4	147	22-45	.489	—	—	7-8	.875	—	15	9	20-1	—	—	—	51-8.5
SUNS	82		19705	3676-7856	.468	—	—	2434-3270	.744	—	4183	2076	2183-33	—	—	—	9786-119.3
OPPONENTS	82		19705	3886-8133	.478	—	—	2155-2911	.740	—	4103	2217	2282-48	—	—	—	9927-121.1

Season Review 70-71


RECORD**48-34**

Dick Van Arsdale returned for his third season with Phoenix as the only original Sun remaining. Offseason trades brought veterans **Mel Counts** and **Clem Haskins** to the team. In spite of the success the club enjoyed at the tail-end of the 1969-70 season, General Manager **Jerry Colangelo** felt the Suns needed a "career" coach. He set out to find a teacher and a motivator who could mold the Suns' young players. On June 5, 1970, **Lowell "Cotton" Fitzsimmons** joined the Suns as head coach.

Fitzsimmons had led the Kansas State Wildcats to the Big Eight title the previous year, and brought a sense of passion and "Purple Pride" to the Valley. The club responded to his enthusiasm.

Phoenix posted its best finish with a 48-34 record, fourth best in the league. That included the team's best month ever with an 11-4 mark in January. However, due to the Suns' place in the tough Midwest Division, the team failed to make the playoffs.

Paul Silas led the team in rebounding for the second-straight season pulling down a franchise-best 12.5 per game including a team record 27 vs. Cincinnati on January 18. Van Arsdale led the club in scoring with a 21.9 average while **Connie Hawkins** netted 20.9 points per game. Van Arsdale and Hawkins were again named NBA All-Stars.



FRONT ROW: Joe Thomas, Art Harris, John Wetzel, Dick Van Arsdale, Clem Haskins, Fred Taylor.
BACK ROW: Trainer Joe Proski, Lamar Green, Greg Howard, Neal Walk, Mel Counts, Connie Hawkins, Paul Silas, Head Coach Cotton Fitzsimmons.

DATE	OPPONENT	ATTEND.	SCORE	REC.	W/L	DATE	OPPONENT	ATTEND.	SCORE	REC.	W/L
10/15	BOSTON	7,523	119-100	1-0	W	12/30	LA LAKERS	8,164	132-114	23-19	W
10/17	DETROIT	8,646	107-110	1-1	L	1/2	@SAN FRANCISCO	3,812	122-116*	24-19	W
10/20	@SAN DIEGO	7,246	114-115	1-2	L	1/3	SAN FRANCISCO	6,196	102-81	25-19	W
10/21	@SEATTLE	6,923	106-110	1-3	L	1/8	@BOSTON	7,124	114-122	25-20	L
10/23	CLEVELAND	7,822	108-104	2-3	W	1/9	@PHILADELPHIA	7,826	112-123	25-21	L
10/25	SAN DIEGO	5,697	117-98	3-3	W	1/10	@ATLANTA	4,447	116-105	26-21	W
10/28	CHICAGO	6,343	105-118	3-4	L	1/14	NEW YORK	9,051	107-88	27-21	W
10/30	@BOSTON	5,392	112-127	3-5	L	1/16	BALTIMORE	9,002	117-100	28-21	W
10/31	@BALTIMORE	4,527	103-106	3-6	L	1/18	CIN. @OMAHA	3,149	118-99	29-21	W
11/2	BUFFALO	8,000	110-102	4-6	W	1/20	CINCINNATI	5,586	114-126	29-22	L
11/4	@CINCINNATI	2,091	133-115	5-6	W	1/22	PHILADELPHIA	8,059	116-117	29-23	L
11/6	@CHICAGO	8,107	105-102	6-6	W	1/24	CHICAGO	5,923	113-112	30-23	W
11/7	@ATLANTA	5,116	107-100	7-6	W	1/26	BUFFALO	5,486	114-82	31-23	W
11/8	@MILWAUKEE	10,746	105-125	7-7	L	1/28	LA LAKERS	8,036	118-112	32-23	W
11/11	PORTLAND	6,020	114-100	8-7	W	1/29	@PORTLAND	5,877	131-122	33-23	W
11/13	CINCINNATI	9,802	115-109	9-7	W	1/30	SEATTLE	10,412	134-116	34-23	W
11/15	DETROIT	7,344	108-104	10-7	W	2/4	SAN FRANCISCO	6,711	105-117	34-24	L
11/17	@NEW YORK	18,275	100-103	10-8	L	2/6	CLEVELAND	5,812	119-91	35-24	W
11/19	@DETROIT	3,594	110-112	10-9	L	2/8	@MILWAUKEE	10,746	94-118	35-25	L
11/20	@BALTIMORE	4,572	110-121	10-10	L	2/9	@BALTIMORE	4,054	120-115	36-25	W
11/21	@PHILADELPHIA	6,519	125-119	11-10	W	2/12	@CLEVELAND	4,297	114-105	37-25	W
11/22	@CLEVELAND	2,405	114-99	12-10	W	2/13	@NEW YORK	19,500	97-114	37-26	L
11/24	@BUFFALO	7,209	106-112	12-11	L	2/14	@BUFFALO	4,376	108-97	38-26	W
11/26	SEATTLE	7,192	126-115	13-11	W	2/16	@BOSTON	6,091	119-116	39-26	W
11/27	@LA LAKERS	13,089	116-105	14-11	W	2/17	CINCINNATI	8,006	133-117	40-26	W
11/28	SAN DIEGO	11,740	116-117	14-12	L	2/19	BOSTON	12,256	116-112	41-26	W
12/2	ATLANTA	8,907	126-112	15-12	W	2/21	MILWAUKEE	12,371	97-125	41-27	L
12/4	@PORTLAND	3,927	126-121	16-12	W	2/26	@PHILADELPHIA	8,585	108-94	42-27	W
12/5	@SAN FRANCISCO	5,481	105-100	17-12	W	2/27	@DETROIT	8,878	124-117	43-27	W
12/6	SAN DIEGO	5,935	108-102	18-12	W	3/3	CHICAGO	12,371	115-90	44-27	W
12/8	LA LAKERS	7,702	112-121	18-13	L	3/7	BALTIMORE	9,370	108-117	44-28	L
12/11	@SAN DIEGO	8,365	104-110	18-14	L	3/9	@DETROIT	4,269	114-108	45-28	W
12/12	MILWAUKEE	11,002	113-111	19-14	W	3/10	@ATLANTA	6,266	98-139	45-29	L
12/15	SAN FRANCISCO	5,901	123-129	19-15	L	3/12	@CHICAGO	14,703	92-116	45-30	L
12/17	DETROIT	5,548	117-114*	20-15	W	3/13	@CHICAGO	17,505	99-111	45-31	L
12/19	@SEATTLE	6,443	131-135	20-16	L	3/14	MIL. @MADISON	9,035	125-113	46-31	W
12/20	NEW YORK	8,445	118-133	20-17	L	3/16	MILWAUKEE	11,640	111-119	46-32	L
12/22	PHILADELPHIA	7,248	129-133*	20-18	L	3/18	NEW YORK	7,454	123-131*	46-33	L
12/25	ATLANTA	10,186	127-115	21-18	W	3/19	@LA LAKERS	17,254	111-106	47-33	W
12/26	PORTLAND	6,102	115-103	22-18	W	3/20	SEATTLE	8,134	114-107	48-33	W
12/27	@LA LAKERS	15,163	110-128	22-19	L	3/21	@SAN DIEGO	5,840	114-132	48-34	L

*Overtime

70-71 Final Statistics

PLAYER	G	GS	MIN	3 PT				FTM-FTA	PCT	OR-DR	REB	AST	PF-DQ	STL	TO	BLK	PTS-AVG
				FGM-FGA	PCT	FGM-FGA	PCT										
VAN ARSDALE	81	—	3157	609-1346	.452	—	—	553-682	.811	—	316	329	246-1	—	—	—	1771-21.9
HAWKINS	71	—	2662	512-1181	.434	—	—	457-560	.816	—	643	322	197-2	—	—	—	1481-20.9
HASKINS	82	—	2663	562-1277	.440	—	—	338-431	.784	—	324	383	207-2	—	—	—	1462-17.8
WALK	82	—	2033	426-945	.451	—	—	205-268	.765	—	674	117	282-8	—	—	—	1057-12.9
SILAS	81	—	2943	338-789	.428	—	—	285-416	.685	—	1015	247	227-4	—	—	—	961-11.9
COUNTS	80	—	1669	365-799	.457	—	—	149-198	.753	—	503	136	279-8	—	—	—	879-11.0
HARRIS	56	—	952	199-484	.411	—	—	69-113	.611	—	100	132	137-0	—	—	—	467-8.3
GREEN	68	—	1326	167-369	.453	—	—	64-106	.604	—	466	53	202-5	—	—	—	398-5.9
TAYLOR	54	—	552	110-284	.387	—	—	78-125	.624	—	86	51	113-0	—	—	—	298-5.5
WETZEL	70	—	1091	124-288	.431	—	—	83-101	.822	—	153	114	156-1	—	—	—	331-4.7
HOWARD	44	—	426	68-173	.393	—	—	37-58	.638	—	119	26	67-0	—	—	—	173-3.9
THOMAS	39	—	204	23-86	.267	—	—	9-20	.450	—	43	17	19-0	—	—	—	55-1.4
SUNS	82	—	19780	3503-8021	.437	—	—	2327-3078	.756	—	4442	1927	2132-31	—	—	—	9333-113.8
OPPONENTS	82	—	19780	3506-7828	.448	—	—	2165-2923	.741	—	4173	2069	2202-42	—	—	—	9177-111.9

Season Review 71-72

RECORD**49-33**

Cotton Fitzsimmons began his second year at the helm with great anticipation. The Suns drafted **Dennis "Moe" Layton**, a 6-1 point guard from USC who played previously at Phoenix College. The Suns opened the season with a starting lineup of **Clem Haskins** and **Dick Van Arsdale** at guard, **Neal Walk** at center and **Connie Hawkins** and **Paul Silas** at the forward spots.

On March 14, the Suns obtained the rights to **Charlie Scott** from the Boston Celtics in exchange for future considerations. Scott, a 6-6 guard from North Carolina, had played for the Virginia Squires of the ABA, where he averaged 35 points and was the 1971 ABA Co-Rookie of the Year along with Kentucky's Dan Issel.

Phoenix compiled a then, club record mark of 49-33, improving for the fourth consecutive year. Despite having the sixth-best record in the NBA, the Suns finished behind Milwaukee and Chicago in the tough Midwest Division and failed to qualify for the playoffs.

Hawkins and Silas represented the West team in the All-Star Game. It was Hawkins' third-straight appearance, as he led the West squad to a 112-110 win with 13 points.

Silas was named as the Suns' Most Valuable Player by the fans as he led the team in rebounding for the third-straight year (11.9). Hawkins led the club in scoring with a 21.0 average while Van Arsdale added 19.7 points per game. The Suns topped their previous best in attendance totaling 342,922 fans, an average of 8,346 per contest. Phoenix also became only the fourth team in league history to lead the NBA in free throws attempted, free throws made and free throw accuracy.



FRONT ROW: Paul Silas, Neal Walk, Otto Moore, Head Coach Cotton Fitzsimmons, Mel Counts, Connie Hawkins, Lamar Green.

BACK ROW: Trainer Joe Proski, Art Harris, Fred Taylor, Dick Van Arsdale, John Wetzel, Clem Haskins, Dennis Layton.

DATE	OPPONENT	ATTEND.	SCORE	REC.	W/L	DATE	OPPONENT	ATTEND.	SCORE	REC.	W/L
10/14	MILWAUKEE	9,174	97-110	0-1	L	1/7	@BUFFALO	10,247	123-110	25-17	W
10/16	HOUSTON	8,572	128-108	1-1	W	1/8	@PHILADELPHIA	7,833	119-130	25-18	L
10/22	DETROIT	7,337	109-116	1-2	L	1/9	BALT. @COL. PK.	7,235	103-109	25-19	L
10/24	CHICAGO	6,970	104-105	1-3	L	1/11	@MILWAUKEE	10,111	115-114	26-19	W
10/26	CINCINNATI	6,901	126-99	2-3	W	1/14	CLEVELAND	8,279	117-107	27-19	W
10/29	@PHILADELPHIA	6,128	137-135**	3-3	W	1/15	@SEATTLE	12,693	110-118	27-20	L
10/30	@BALTIMORE	6,839	94-101	3-4	L	1/16	BALTIMORE	6,385	104-107	27-21	L
11/2	@CHICAGO	5,843	101-108	3-5	L	1/20	NEW YORK	8,006	130-109	28-21	W
11/3	@BUFFALO	5,417	100-98	4-5	W	1/21	@SEATTLE	12,751	128-113	29-21	W
11/5	@CLEVELAND	3,307	107-87	5-5	W	1/22	LA LAKERS	12,534	116-102	30-21	W
11/6	@CINCINNATI	3,076	95-110	5-6	L	1/25	@LA LAKERS	17,505	119-129	30-22	L
11/9	@MILWAUKEE	10,039	113-118	5-7	L	1/28	CHICAGO	9,245	102-116	30-23	L
11/12	BOSTON	9,470	128-119	6-7	W	1/29	@GOLDEN STATE	6,488	100-111	30-24	L
11/14	CLEVELAND	5,336	119-105	7-7	W	1/30	ATLANTA	8,839	105-103	31-24	W
11/16	@NEW YORK	18,344	111-112	7-8	L	2/1	@PORTLAND	4,961	129-117	32-24	W
11/17	@BOSTON	9,440	121-140	7-9	L	2/2	MILWAUKEE	9,365	103-106	32-25	L
11/18	@DETROIT	3,418	126-128	7-10	L	2/4	GOLDEN STATE	8,486	113-105	33-25	W
11/20	@ATLANTA	5,702	109-115	7-11	L	2/5	@PORTLAND	6,401	118-117*	34-25	W
11/23	PHILADELPHIA	6,678	128-107	8-11	W	2/6	PORTLAND	6,160	107-94	35-25	W
11/25	DETROIT	7,846	122-103	9-11	W	2/8	PHILADELPHIA	6,532	120-108	36-25	W
11/28	@HOUSTON	3,643	116-110	10-11	W	2/10	BALTIMORE	6,794	131-98	37-25	W
11/30	@PORTLAND	7,704	121-111*	11-11	W	2/12	CINCINNATI	10,766	117-95	38-25	W
12/1	PORTLAND	6,040	139-103	12-11	W	2/16	LA LAKERS	12,534	110-109	39-25	W
12/4	@GOLDEN STATE	5,491	128-92	13-11	W	2/18	BOSTON	12,005	126-115	40-25	W
12/5	GOLDEN STATE	6,886	120-87	14-11	W	2/20	@DETROIT	4,898	121-107	41-25	W
12/9	ATLANTA	7,524	135-115	15-11	W	2/22	@BOSTON	8,106	103-114	41-26	L
12/10	@LA LAKERS	17,505	117-126*	15-12	L	2/23	@ATLANTA	5,073	118-120	41-27	L
12/11	HOUSTON	7,695	110-111	15-13	L	2/25	@CHICAGO	9,720	107-115	41-28	L
12/14	@NEW YORK	19,253	110-100	16-13	W	2/26	MIL. @MADISON	9,371	117-119*	41-29	L
12/15	@CINCINNATI	2,038	127-108	17-13	W	2/27	@CLEVELAND	6,889	127-125	42-29	W
12/17	DETROIT	7,808	123-102	18-13	W	3/1	BALTIMORE	9,002	90-95	42-30	L
12/18	LA LAKERS	12,534	106-132	18-14	L	3/5	BUFFALO	6,729	131-103	43-30	W
12/19	@SEATTLE	9,189	127-130*	18-15	L	3/7	@DETROIT	2,014	129-121	44-30	W
12/21	PHILADELPHIA	6,272	124-119	19-15	W	3/8	@CINCINNATI	2,387	105-122	44-31	L
12/23	CHICAGO	9,289	108-117*	19-16	L	3/11	@NEW YORK	19,588	110-106	45-31	W
12/25	SEATTLE	7,026	116-86	20-16	W	3/15	MILWAUKEE	11,090	110-106	46-31	W
12/29	@HOUSTON	5,389	124-106	21-16	W	3/17	NEW YORK	10,571	111-106	47-31	W
12/30	BUFFALO	7,272	123-102	22-16	W	3/18	@GOLDEN STATE	9,399	116-134	47-32	L
1/1	BOSTON	8,056	114-104	23-16	W	3/21	PORTLAND	8,045	160-128	48-32	W
1/2	ATLANTA	6,670	111-116	23-17	L	3/24	@LA LAKERS	17,505	110-112	48-33	L
1/4	@CHICAGO	9,009	112-108	24-17	W	3/25	SEATTLE	10,189	118-98	49-33	W

*Overtime

71-72 Final Statistics

PLAYER	G	GS	MIN	3 PT				FTM-FTA	PCT	OR-DR	REB	AST	PF-DQ	STL	TO	BLK	PTS-AVG
				FGM-FGA	PCT	FGM-FGA	PCT										
HAWKINS	76	—	2798	571-1244	.459	—	—	456-565	.807	—	623	296	—	—	—	—	1598-21.0
VAN ARSDALE	82	—	3096	545-1178	.463	—	—	529-626	.845	—	334	297	—	—	—	—	1619-19.7
SCOTT	6	—	177	48-113	.425	—	—	17-21	.810	—	23	26	—	—	—	—	113-18.8
SILAS	80	—	3082	485-1031	.470	—	—	433-560	.773	—	955	343	—	—	—	—	1403-17.5
WALK	81	—	2142	506-1057	.479	—	—	256-344	.744	—	665	151	—	—	—	—	1268-15.7
HASKINS	79	—	2453	509-1054	.483	—	—	220-258	.853	—	270	290	—	—	—	—	1238-15.7
LAYTON	80	—	1849	304-717	.424	—	—	122-165	.739	—	164	247	—	—	—	—	730-9.1
MOORE	81	—	1624	260-597	.436	—	—	94-156	.603	—	540	88	—	—	—	—	614-7.6
COUNTS	76	—	906	147-344	.427	—	—	101-140	.721	—	257	96	—	—	—	—	395-5.2
GREEN	67	—	991	133-298	.446	—	—	66-90	.733	—	348	45	—	—	—	—	332-5.0
HARRIS	21	—	145	23-70	.329	—	—	9-21	.429	—	13	18	—	—	—	—	55-2.6
WEBB(TOT)	46	—	238	40-100	.400	—	—	16-23	.696	—	35	23	—	—	—	—	96-2.1
WEBB(PHX)	27	—	129	31-65	.477	—	—	5-10	.500	—	17	16	—	—	—	—	67-2.5
WETZEL	51	—	419	31-82	.378	—	—	24-30	.800	—	65	56	—	—	—	—	86-1.7
TAYLOR	13	—	69	6-27	.222	—	—	4-13	.308	—	17	7	—	—	—	—	16-1.2
SUNS	82	—	19880	3599-7877	.457	—	—	2336-2999	.779	—	4301	1976	—	—	—	—	9534-116.3
OPPONENTS	82	—	19880	3568-7896	.452	—	—	1947-2658	.733	—	4009	1929	—	—	—	—	9083-110.8

Season Review 72-73

RECORD

38-44

The Suns began the season under the direction of the franchise's fourth head coach, **Bill van Breda Kolff**. He replaced **Cotton Fitzsimmons**, who left in the offseason to coach the Atlanta Hawks. However, seven games into the season, van Breda Kolff was dismissed and General Manager **Jerry Colangelo** once again assumed the coaching duties for the remainder of the season. He guided the Suns to a 35-40 record.

Phoenix played .500 ball through mid-January but struggled through the second half of the season, finishing third in its first season playing in the Pacific Division. The season did not lack for outstanding individual performances as **Charlie Scott** led the club in scoring with a franchise record 25.3 average and finished fifth in the NBA. He also became just the 10th guard in league history to score more than 2,000 points. Scott and **Connie Hawkins** were named to the Western Conference All-Star team. It was Scott's first appearance while Hawkins made his fourth consecutive visit.

Neal Walk enjoyed his finest season as a pro, averaging 20.2 points and 12.4 rebounds. He grabbed 1,006 rebounds, the only Suns center to this day to have totaled over 1,000 boards in a single season. Rookie **Corky Calhoun** from the University of Pennsylvania was the only Sun to play in all 82 games.



FRONT ROW: Scott English, Lamar Green, Walt Wesley, Head Coach Jerry Colangelo, Neal Walk, Connie Hawkins, Corky Calhoun.

BACK ROW: Dennis Layton, Clem Haskins, Charlie Scott, Dick Van Arsdale, Paul Stovall, Trainer Joe Proski.

DATE	OPPONENT	ATTEND.	SCORE	REC.	W/L	DATE	OPPONENT	ATTEND.	SCORE	REC.	W/L
10/13	MILWAUKEE	12,408	105-117	0-1	L	1/6	@KC-OMAHA	5,183	118-112	21-21	W
10/14	@PORTLAND	6,804	124-120	1-1	W	1/10	DETROIT	8,099	123-121	22-21	W
10/15	BALTIMORE	6,372	107-98	2-1	W	1/12	GOLDEN STATE	12,103	107-108	22-22	L
10/21	SEATTLE	8,315	129-117	3-1	W	1/13	@GOLDEN STATE	8,484	116-110	23-22	W
10/24	CHICAGO	9,039	106-107	3-2	L	1/14	BALTIMORE	7,186	85-94	23-23	L
10/27	@SEATTLE	8,201	115-120	3-3	L	1/16	NEW YORK	8,252	101-102	23-24	L
10/29	@LA LAKERS	16,148	123-133	3-4	L	1/18	KC-OMAHA	8,117	96-119	23-25	L
11/3	@CHICAGO	11,089	100-115	3-5	L	1/20	LA LAKERS	12,608	104-124	23-26	L
11/4	@MILWAUKEE	10,746	105-104	4-5	W	1/25	SEATTLE	5,701	112-109	24-26	W
11/5	@CLEVELAND	3,624	107-106	5-5	W	1/26	@PORTLAND	10,057	120-116	25-26	W
11/8	CLEVELAND	7,264	107-99	6-5	W	1/27	PORTLAND	7,215	109-117	25-27	L
11/10	HOUSTON	8,613	115-109	7-5	W	2/1	LA LAKERS	10,705	106-120	25-28	L
11/12	PHILADELPHIA	8,235	119-108	8-5	W	2/3	HOUSTON	7,282	132-123	26-28	W
11/14	@NEW YORK	18,720	97-103	8-6	L	2/6	@MILWAUKEE	9,285	111-126	26-29	L
11/15	@BOSTON	8,979	94-113	8-7	L	2/7	@DETROIT	4,491	107-113	26-30	L
11/17	@BALTIMORE	5,429	106-117	8-8	L	2/8	SEATTLE	7,084	125-112	27-30	W
11/18	@ATLANTA	7,047	122-126	8-9	L	2/10	PHILADELPHIA	9,176	126-121	28-30	W
11/21	@KC-OMAHA	5,067	96-101	8-10	L	2/14	BUFFALO	6,871	124-107	29-30	W
11/23	DETROIT	7,576	128-122	9-10	W	2/16	ATLANTA	10,155	104-111	29-31	L
11/25	LA LAKERS	10,482	109-116	9-11	L	2/17	@HOUSTON	3,119	111-127	29-32	L
11/26	@LA LAKERS	17,505	107-112	9-12	L	2/18	PORTLAND	5,260	118-119	29-33	L
11/28	@GOLDEN STATE	5,043	102-110	9-13	L	2/20	@BOSTON	9,954	97-107	29-34	L
11/29	ATLANTA	7,241	109-98	10-13	W	2/21	@BALTIMORE	5,525	107-98	30-34	W
12/1	GOLDEN STATE	8,067	115-106	11-13	W	2/23	@BUFFALO	5,830	125-106	31-34	W
12/3	MILWAUKEE	8,531	101-119	11-14	L	2/24	@CHICAGO	12,753	100-122	31-35	L
12/5	@BUFFALO	3,573	97-108	11-15	L	2/25	@KC-OMAHA	10,007	111-109	32-35	W
12/6	@DETROIT	2,864	105-114	11-16	L	2/28	KC-OMAHA	7,230	107-109	32-36	L
12/7	PHIL. @PITT.	3,878	117-102	12-16	W	3/4	CHICAGO	7,085	117-118*	32-37	L
12/9	PORTLAND	7,801	116-97	13-16	W	3/6	CLEVELAND	5,236	110-102	33-37	W
12/10	@SEATTLE	10,628	102-110	13-17	L	3/8	BOSTON	10,052	134-141*	33-38	L
12/13	BOSTON	8,596	100-105	13-18	L	3/10	DETROIT	7,510	110-117	33-39	L
12/17	KC-OMAHA	6,537	112-102	14-18	W	3/12	@MILWAUKEE	10,746	95-126	33-40	L
12/19	NEW YORK	8,197	117-84	15-18	W	3/13	@NEW YORK	19,674	111-115	33-41	L
12/22	@LA LAKERS	16,733	118-110	16-18	W	3/14	@PHILADELPHIA	5,641	120-114	34-41	W
12/25	CHICAGO	10,420	115-108	17-18	W	3/16	@ATLANTA	6,512	127-135	34-42	L
12/26	@HOUSTON	3,577	110-113	17-19	L	3/18	@LA LAKERS	17,505	113-131	34-43	L
12/29	PORTLAND	10,310	106-99	18-19	W	3/21	BUFFALO	7,603	134-124	35-43	W
12/30	@PORTLAND	8,349	107-104	19-19	W	3/23	GOLDEN STATE	8,197	125-124	36-43	W
1/2	@CLEVELAND	2,850	88-111	19-20	L	3/25	MILWAUKEE	9,386	112-114	36-44	L
1/3	@DETROIT	3,626	105-119	19-21	L	3/26	@GOLDEN STATE	3,677	120-114	37-44	W
1/5	@CHICAGO	9,091	126-115	20-21	W	3/28	@SEATTLE	11,246	127-125	38-44	W

*Overtime

72-73 Final Statistics

PLAYER	G	GS	MIN	3 PT				FTM-FTA	PCT	OR-DR	REB	AST	PF-DQ	STL	TO	BLK	PTS-AVG
				FGM-FGA	PCT	FGM-FGA	PCT										
SCOTT	81	—	3062	806-1809	.446	—	—	436-556	.784	—	342	495	—	—	—	—	2048-25.3
WALK	81	—	3114	678-1455	.466	—	—	279-355	.786	—	1006	287	—	—	—	—	1635-20.2
VAN ARSDALE	81	—	2979	532-1118	.476	—	—	426-496	.859	—	326	268	—	—	—	—	1490-18.4
HAWKINS	75	—	2768	441-920	.479	—	—	322-404	.797	—	641	304	—	—	—	—	1204-16.1
HASKINS	77	—	1581	339-731	.464	—	—	130-156	.833	—	173	203	—	—	—	—	808-10.5
JOHNSON	21	—	417	69-181	.381	—	—	25-36	.694	—	136	31	—	—	—	—	163-7.8
LAYTON	65	—	990	187-434	.431	—	—	90-119	.756	—	77	139	—	—	—	—	464-7.1
GREEN	80	—	2048	224-520	.431	—	—	89-118	.754	—	746	89	—	—	—	—	537-6.7
CALHOUN	82	—	2025	211-450	.469	—	—	71-96	.740	—	338	76	—	—	—	—	493-6.0
WESLEY(TOT)	57	—	474	77-202	.381	—	—	26-46	.565	—	151	31	—	—	—	—	180-3.2
WESLEY(PHX)	45	—	364	63-155	.406	—	—	18-34	.529	—	113	24	—	—	—	—	144-3.2
ENGLISH	29	—	196	36-93	.387	—	—	21-29	.724	—	44	15	—	—	—	—	93-3.2
STOVALL	25	—	211	26-76	.342	—	—	24-38	.632	—	61	13	—	—	—	—	76-3.0
SUNS	82	—	19730	3612-7942	.455	—	—	1931-2437	.792	—	4003	1944	—	—	—	—	9155-111.6
OPPONENTS	82	—	19730	3758-8005	.469	—	—	1744-2318	.752	—	4139	2166	—	—	—	—	9260-112.9

Season Review 73-74

RECORD**30-52**

John MacLeod took the Suns coaching reins from General Manager **Jerry Colangelo** during the offseason. The youthful MacLeod had coached the previous six years at the University of Oklahoma, leading the Sooners to a 90-69 record and two trips to the National Invitational Tournament.

New to the team were rookie **Mike Bantom**, the eighth pick in the 1973 NBA Draft, and **Keith Erickson**, who was acquired in the first month of the season from the L.A. Lakers in exchange for All-Star and future Hall of Famer **Connie Hawkins**. Phoenix went on a 10-game skid early in the season as they were learning a new system under MacLeod and playing one of the roughest portions of their schedule. The Suns finished fourth in the Pacific Division with a 30-52 mark, their lowest number of wins since their inaugural season.

Charlie Scott made his second-straight appearance in the All-Star Game and finished the season averaging 25.4 points but missed the final 29 games with a broken arm. **Dick Van Arsdale** averaged 17.8 points and led the Suns in field goal percentage (.500). Erickson was voted by fans as the Suns' Most Outstanding Player.



FRONT ROW: Bob Christian, Lamar Green, Neal Walk, Head Coach John MacLeod, Corky Calhoun, Mike Bantom, Keith Erickson.

BACK ROW: Assistant Coach Dennis Price, Clem Haskins, Charlie Scott, Dick Van Arsdale, Jim Owens, Gary Melchionni, Trainer Joe Proski.

DATE	OPPONENT	ATTEND.	SCORE	REC.	W/L	DATE	OPPONENT	ATTEND.	SCORE	REC.	W/L
10/10	SEATTLE	8,738	115-111	1-0	W	1/5	@MILWAUKEE	9,812	109-118	16-26	L
10/12	MILWAUKEE	9,033	84-107	1-1	L	1/6	@CHICAGO	6,013	116-120*	16-27	L
10/14	GOLDEN STATE	7,030	95-120	1-2	L	1/9	HOUSTON	5,924	105-101	17-27	W
10/20	ATLANTA	8,009	118-108	2-2	W	1/11	KC-OMAHA	6,747	100-117	17-28	L
10/21	@SEATTLE	11,964	112-116	2-3	L	1/13	SEATTLE	5,769	112-123	17-29	L
10/23	@GOLDEN STATE	3,007	109-121	2-4	L	1/17	@GOLDEN STATE	3,011	120-127	17-30	L
10/24	DETROIT	6,307	99-115	2-5	L	1/19	NEW YORK	9,468	112-89	18-30	W
10/26	@KC-OMAHA	4,917	93-98	2-6	L	1/23	CLEVELAND	5,017	110-103	19-30	W
10/27	@MILWAUKEE	9,975	95-104	2-7	L	1/25	MILWAUKEE	7,660	108-112	19-31	L
10/30	@ATLANTA	9,070	101-122	2-8	L	1/27	CAPITAL	5,277	127-107	20-31	W
11/2	@DETROIT	5,317	107-114	2-9	L	1/31	PORTLAND	5,252	112-100	21-31	W
11/4	@CAPITAL	5,316	99-102	2-10	L	2/1	@LA LAKERS	13,478	110-121	21-32	L
11/7	@PHILADELPHIA	4,366	115-122	2-11	L	2/2	LA LAKERS	8,068	119-112	22-32	W
11/9	@BOSTON	9,953	107-122	2-12	L	2/5	@NEW YORK	18,884	90-106	22-33	L
11/13	CHICAGO	6,045	116-108	3-12	W	2/6	@CAPITAL	6,738	101-109	22-34	L
11/15	PHILADELPHIA	6,142	116-94	4-12	W	2/8	DETROIT	8,511	94-99	22-35	L
11/17	LA LAKERS	11,498	110-130	4-13	L	2/10	GOLDEN STATE	5,121	105-121	22-36	L
11/20	@BUFFALO	6,088	100-127	4-14	L	2/12	@PORTLAND	4,189	104-113	22-37	L
11/21	@DETROIT	3,534	104-107	4-15	L	2/14	HOUSTON	5,661	107-99	23-37	W
11/23	@CHICAGO	8,742	99-94	5-15	W	2/16	ATLANTA	8,518	124-123*	24-37	W
11/27	@HOUSTON	2,756	111-125	5-16	L	2/17	PORTLAND	5,575	112-100	25-37	W
11/29	KC-OMAHA	6,386	119-99	6-16	W	2/19	@CHICAGO	7,451	96-130	25-38	L
11/30	@PORTLAND	10,720	107-99	7-16	W	2/22	@KC-OMAHA	8,322	104-119	25-39	L
12/1	DETROIT	6,496	109-121	7-17	L	2/23	DETROIT	7,926	107-119	25-40	L
12/4	@LA LAKERS	11,746	103-120	7-18	L	2/24	@CLEVELAND	3,288	97-101	25-41	L
12/5	GOLDEN STATE	5,553	103-97	8-18	W	2/26	@GOLDEN STATE	3,234	100-120	25-42	L
12/7	CAPITAL	6,089	114-92	9-18	W	2/27	CHICAGO	5,105	95-107	25-43	L
12/9	@CLEVELAND	3,042	117-106	10-18	W	3/1	@HOUSTON	2,547	111-117	25-44	L
12/11	@NEW YORK	18,366	97-105	10-19	L	3/3	KC-OMAHA	4,780	113-100	26-44	W
12/13	PORTLAND	5,494	108-119	10-20	L	3/5	CHICAGO	6,156	91-111	26-45	L
12/15	BOSTON	7,362	121-120	11-20	W	3/7	BOSTON	6,242	97-99	26-46	L
12/16	@SEATTLE	9,778	113-109	12-20	W	3/9	CLEVELAND	6,153	109-100	27-46	W
12/18	@PORTLAND	5,982	117-133	12-21	L	3/11	@MILWAUKEE	9,027	92-105	27-47	L
12/19	PHILADELPHIA	5,246	98-101	12-22	L	3/12	@BUFFALO	14,244	94-124	27-48	L
12/22	MILWAUKEE	8,013	121-112	13-22	W	3/13	@BOSTON	6,751	97-104	27-49	L
12/25	LA LAKERS	9,253	135-100	14-22	W	3/15	PHIL. @HERSHEY	4,473	101-108	27-50	L
12/27	SEATTLE	7,755	111-100	15-22	W	3/17	@SEATTLE	13,007	133-108	28-50	W
12/28	@LA LAKERS	13,685	107-119	15-23	L	3/20	NEW YORK	8,054	104-106*	28-51	L
12/29	BUFFALO	9,116	108-120	15-24	L	3/22	BUFFALO	8,687	126-119	29-51	W
1/2	@ATLANTA	9,232	116-113	16-24	W	3/24	GOLDEN STATE	7,011	134-121	30-51	W
1/4	@KC-OMAHA	4,837	97-122	16-25	L	3/27	@SEATTLE	12,528	123-127	30-52	L

*Overtime

73-74 Final Statistics

PLAYER	G	GS	MIN	FGM-FGA	PCT	3PT FGM-FGA	PCT	FTM-FTA	PCT	OR-DR	REB	AST	PF-DQ	STL	TO	BLK	PTS-AVG
SCOTT	52	—	2003	538-1171	.459	—	—	246-315	.781	64-158	222	271	194-6	99	—	22	1322-25.4
VAN ARSDALE	78	—	2832	514-1028	.500	—	—	361-423	.853	66-155	221	324	241-2	96	—	17	1389-17.8
WALK	82	—	2549	573-1245	.460	—	—	235-297	.791	235-602	837	331	255-8	73	—	57	1381-16.8
ERICKSON	66	—	2033	393-824	.477	—	—	177-221	.801	94-320	414	205	193-3	63	—	20	963-14.6
HAWKINS	8	—	223	36-74	.486	—	—	18-27	.667	14-29	43	28	20-0	8	—	3	90-11.3
HASKINS	81	—	1822	364-792	.460	—	—	171-203	.842	78-144	222	259	166-1	81	—	16	899-11.1
BANTOM	76	—	1982	314-787	.399	—	—	141-213	.662	172-347	519	163	289-15	50	—	47	769-10.1
CALHOUN	77	—	2207	268-581	.461	—	—	98-129	.760	115-292	407	135	253-4	71	—	30	634-8.2
MELCHIONNI	69	—	1251	202-439	.460	—	—	92-107	.860	46-96	142	142	85-1	41	—	9	496-7.2
CHRISTIAN	81	—	1824	140-288	.486	—	—	106-151	.702	85-254	339	98	191-3	19	—	32	386-4.8
GREEN	72	—	1103	129-317	.407	—	—	38-68	.559	85-265	350	43	150-1	32	—	38	296-4.1
B.CHAMBERLAIN	28	—	367	57-130	.438	—	—	39-56	.696	33-47	80	37	74-2	20	—	12	153-5.5
OWENS	17	—	101	21-39	.538	—	—	11-14	.786	1-8	9	15	6-0	5	—	0	53-3.1
REAVES	7	—	38	6-11	.545	—	—	4-11	.364	2-6	8	1	6-0	0	—	2	16-2.3
SUNS	82	—	19755	3555-7726	.460	—	—	1737-2235	.777	1090-2723	3813	2052	2123-46	658	—	305	8847-107.8
OPPONENTS	82	—	19755	3648-7809	.467	—	—	1843-2356	.782	1220-2773	3993	2180	2003-25	810	—	396	9139-111.5

Season Review 74-75


The season was preceded by one of the largest transactions in Suns history with center **Neal Walk** and a second-round draft pick going to New Orleans in exchange for **Curtis Perry**, **Dennis Awtrey**, **Nate Hawthorne** and a first-round pick in 1976.

RECORD
32-50

Also new to the team was rookie **John Shumate**, a 6-8 forward from Notre Dame who was the fourth pick in the 1974 NBA Draft. Unfortunately, Shumate had to sit out his rookie season so he could receive treatment for blood clots. Perry had his best season as a pro averaging 13 points and 12 rebounds, winning both the Suns' Most Outstanding and Most Popular Player awards.

Charlie Scott, who finished the season as the Suns' scoring leader (24.3), was the club's lone All-Star representative. On January 14, 1975, Phoenix became the "Professional Basketball Capital of the World." The 25th annual All-Star Game was the first one ever played in Phoenix. NBA Commissioner J. Walter Kennedy was presiding over his final NBA All-Star Game before retiring.

In late February, the Suns had a shot at the NBA Playoffs, but injuries to **Dick Van Arsdale** and **Keith Erickson** knocked them from contention. The Suns finished fourth in the Pacific Division with a 32-50 mark.



FRONT ROW: Jim Owens, Keith Erickson, Curtis Perry, Head Coach John MacLeod, Gary Melchionni, Charlie Scott, Greg Jackson.

BACK ROW: Assistant Coach Dennis Price, Nate Hawthorne, Fred Saunders, Dennis Awtrey, Earl Williams, Mike Bantom, Dick Van Arsdale, Trainer Joe Proski.

DATE	OPPONENT	ATTEND.	SCORE	REC.	W/L	DATE	OPPONENT	ATTEND.	SCORE	REC.	W/L
10/17	SEATTLE	7,215	114-97	1-0	W	1/19	@KC-OMAHA	13,155	109-97	18-24	W
10/19	KC-OMAHA	5,377	91-94	1-1	L	1/21	PHILADELPHIA	4,267	95-101	18-25	L
10/23	DETROIT	5,924	100-90	2-1	W	1/25	NEW ORLEANS	5,872	94-90*	19-25	W
10/25	@SEATTLE	12,191	97-106	2-2	L	1/28	@PORTLAND	10,291	107-115	19-26	L
10/27	@LA LAKERS	10,579	116-123	2-3	L	1/29	SEATTLE	4,273	85-99	19-27	L
10/30	@PHILADELPHIA	5,089	104-99	3-3	W	1/31	LA LAKERS	5,871	105-101	20-27	W
11/2	@WASHINGTON	9,160	94-108	3-4	L	2/4	WASHINGTON	4,263	90-89	21-27	W
11/3	@CLEVELAND	7,354	101-104	3-5	L	2/5	@SEATTLE	10,002	107-102	22-27	W
11/7	@ATLANTA	2,847	108-109	3-6	L	2/6	SEATTLE	5,865	112-105	23-27	W
11/8	@NEW ORLEANS	3,118	105-102	4-6	W	2/8	@GOLDEN STATE	8,961	96-105	23-28	L
11/9	@HOUSTON	2,553	101-96	5-6	W	2/12	BUFFALO	6,255	108-96	24-28	W
11/13	PHILADELPHIA	5,071	105-100	6-6	W	2/14	BOSTON	9,338	106-112	24-29	L
11/15	CHICAGO	7,071	95-102	6-7	L	2/15	ATLANTA	6,147	107-111	24-30	L
11/17	GOLDEN STATE	7,820	105-106	6-8	L	2/18	BUF. @TORONTO	8,163	109-124	24-31	L
11/19	@MILWAUKEE	9,187	108-122	6-9	L	2/19	@WASHINGTON	6,201	97-120	24-32	L
11/20	@DETROIT	3,807	114-106	7-9	W	2/21	@NEW ORLEANS	4,563	96-98	24-33	L
11/22	@BOSTON	13,756	94-95	7-10	L	2/23	MIL. @MADISON	8,832	106-97	25-33	W
11/23	@BUFFALO	12,743	104-117	7-11	L	2/25	@GOLDEN STATE	8,550	111-97	26-33	W
11/26	NEW ORLEANS	4,931	120-110	8-11	W	2/26	CLEVELAND	5,447	108-96	27-33	W
11/28	PORTLAND	6,461	85-88	8-12	L	2/28	GOLDEN STATE	9,511	102-96	28-33	W
11/30	HOUSTON	5,187	112-100	9-12	W	3/2	@HOUSTON	4,827	104-110	28-34	L
12/1	@LA LAKERS	10,157	105-111	9-13	L	3/4	@KC-OMAHA	4,027	99-103	28-35	L
12/3	ATLANTA	4,019	85-91	9-14	L	3/6	CHICAGO	7,683	88-65	29-35	W
12/5	GOLDEN STATE	6,053	108-106	10-14	W	3/7	@PORTLAND	10,080	98-120	29-36	L
12/7	LA LAKERS	5,603	92-88	11-14	W	3/8	HOUSTON	5,272	107-112	29-37	L
12/8	@LA LAKERS	11,124	102-107	11-15	L	3/11	@NEW YORK	17,443	98-103	29-38	L
12/11	PORTLAND	4,768	104-100	12-15	W	3/12	BOS. @HARTFORD	11,283	82-88	29-39	L
12/13	CLEVELAND	5,756	85-84	13-15	W	3/14	@PHILADELPHIA	7,127	97-108	29-40	L
12/19	MILWAUKEE	7,369	108-112	13-16	L	3/16	@ATLANTA	2,786	114-117	29-41	L
12/21	LA LAKERS	5,437	114-104	14-16	W	3/18	@GOLDEN STATE	6,795	103-133	29-42	L
12/23	@GOLDEN STATE	5,240	94-111	14-17	L	3/19	NEW YORK	5,492	96-101	29-43	L
12/25	BOSTON	8,276	110-96	15-17	W	3/21	PORTLAND	4,786	108-112	29-44	L
12/27	BUFFALO	9,205	92-108	15-18	L	3/22	@PORTLAND	11,142	92-94	29-45	L
1/2	@NEW YORK	18,570	113-117	15-19	L	3/23	@SEATTLE	14,082	102-96	30-45	W
1/3	@CHICAGO	6,047	99-126	15-20	L	3/25	MILWAUKEE	7,232	92-87	31-45	W
1/5	@CLEVELAND	6,138	86-97	15-21	L	3/27	DETROIT	5,629	79-91	31-46	L
1/8	WASHINGTON	6,770	95-102	15-22	L	3/29	KC-OMAHA	6,450	100-104	31-47	L
1/10	PORTLAND	5,068	110-113	15-23	L	3/30	@LA LAKERS	8,546	90-104	31-48	L
1/11	NEW YORK	7,592	113-107	16-23	W	4/2	LA LAKERS	5,610	108-106	32-48	W
25th All-Star Game @ Veterans Memorial Coliseum (Jan. 14)											
1/17	@CHICAGO	7,174	115-105	17-23	W	4/4	GOLDEN STATE	6,867	99-128	32-49	L
1/18	@DETROIT	6,053	77-86	17-24	L	4/6	@SEATTLE	14,082	111-114	32-50	L

*Overtime

74-75 Final Statistics

PLAYER	G	GS	MIN	FGM-FGA			3PT			FTM-FTA	PCT	OR-DR	REB	AST	PF-DQ	STL	TO	BLK	PTS-AVG
				FGM-FGA	PCT	FGM-FGA	PCT	FGM-FGA	PCT										
SCOTT	69	60	2592	703-1594	.441	—	—	—	—	274-351	.781	72-201	273	311	296-11	111	—	24	1680-24.3
VAN ARSDALE	70	50	2419	421-895	.470	—	—	—	—	282-339	.832	52-137	189	195	177-2	81	—	11	1124-16.1
PERRY	79	78	2688	437-917	.477	—	—	—	—	184-256	.719	347-593	940	186	288-10	108	—	78	1058-13.4
BANTON	82	50	2239	418-907	.461	—	—	—	—	185-259	.714	211-342	553	159	273-8	62	—	47	1021-12.5
ERICKSON	49	23	1469	237-557	.425	—	—	—	—	130-156	.833	70-173	243	170	150-3	50	—	12	604-12.3
AWTREY	82	72	2837	339-722	.470	—	—	—	—	132-195	.677	242-462	704	342	227-2	60	—	52	810-9.9
MELCHIONI	68	29	1529	232-539	.430	—	—	—	—	114-141	.809	45-142	187	156	116-1	48	—	12	578-8.5
SAUNDERS	69	13	1059	176-406	.433	—	—	—	—	66-95	.695	82-171	253	80	151-3	41	—	15	418-6.1
HAWTHORNE	50	2	618	118-287	.411	—	—	—	—	61-94	.649	34-58	92	39	94-0	30	—	21	297-5.9
WILLIAMS	79	10	1040	163-394	.414	—	—	—	—	45-103	.437	156-300	456	95	146-0	28	—	32	371-4.7
JACKSON(PHX)	44	18	775	69-166	.416	—	—	—	—	36-62	.581	17-50	67	93	125-5	23	—	9	174-4.0
OWENS	41	5	432	56-145	.386	—	—	—	—	12-16	.750	7-36	43	49	27-0	16	—	2	124-3.0
CALHOUN	13	0	108	12-32	.375	—	—	—	—	14-15	.933	14-19	33	4	20-0	6	—	2	38-2.9
SUNS	82	19705	3381-7561	.447	—	—	—	—	—	1535-2082	.737	1349-2684	4033	1879	2090-45	664	—	317	8297-101.2
OPPONENTS	82	19705	3356-7323	.458	—	—	—	—	—	1780-2350	.757	1112-2564	3676	2062	1992-20	870	—	412	8492-103.6

Season Review 75-76

RECORD**42-40**

The Suns opened what proved to be one of their most exciting seasons by winning 14 of their first 23 games. The 14-9 start was the best in franchise history. A string of injuries and a puzzling midseason slump had the Suns winning only four of their next 22, but after the All-Star break the Suns caught fire going 24-13 and storming into the playoffs against the Seattle SuperSonics. The team clinched its first playoff berth in six years by defeating the L.A. Lakers, 113-98, at Veterans Memorial Coliseum on April 8, 1976.

There were several reasons for the Suns turnaround: a **Charlie Scott** for **Paul Westphal** trade in the offseason, the drafting of **Alvan Adams** and **Ricky Sobers**, the acquisition of **Al Bianchi** as assistant coach, and the midseason trade that sent **John Shumate** to Buffalo and brought **Garfield Heard** to Phoenix.

Phoenix eliminated Seattle 4-2, then went on to upset the World Champion Golden State Warriors and Rick Barry, 4-3, to gain a berth in the NBA Finals against the fabled Boston Celtics, led by Dave Cowens and John Havlicek. The Suns lost the first two games in Boston, but came back to knot the series with a pair of victories in Phoenix.

Game 5 will no doubt go down in basketball history as one of the most exciting games ever played: A triple-overtime contest that eluded the Suns by a few precious seconds and cost them the World Championship. Boston won the series 4-2.

Alvan Adams was named the NBA Rookie of the Year and became only the 10th first-year player to be named to the midseason All-Star Game. General Manager **Jerry Colangelo** was named NBA Executive of the Year by *The Sporting News*.



FRONT ROW: Ricky Sobers, Phil Lumpkin, John Wetzel, Head Coach John MacLeod, Dick Van Arsdale, Paul Westphal, Pat Riley.

BACK ROW: Assistant Coach Al Bianchi, Gar Heard, Curtis Perry, Dennis Awtrey, Alvan Adams, Keith Erickson, Nate Hawthorne, Trainer Joe Proski.

DATE	OPPONENT	ATTEND.	SCORE	REC.	W/L	DATE	OPPONENT	ATTEND.	SCORE	REC.	W/L
10/25	@PORTLAND	11,274	89-88	1-0	W	1/23	HOUSTON	6,341	124-115	18-24	W
10/26	@SEATTLE	13,288	99-113	1-1	L	1/24	WASHINGTON	7,263	84-100	18-25	L
11/1	@KANSAS CITY	6,632	100-106	1-2	L	1/28	@LA LAKERS	11,735	118-121	18-26	L
11/4	@CHICAGO	5,216	96-80	2-2	W	1/29	MILWAUKEE	7,125	96-105	18-27	L
11/7	@PHILADELPHIA	9,549	99-103	2-3	L	1/31	PHILADELPHIA	8,314	119-105	19-27	W
11/8	@BUFFALO	10,253	105-110	2-4	L	2/6	GOLDEN STATE	7,187	118-111	20-27	W
11/11	NEW YORK	8,576	112-81	3-4	W	2/8	@SEATTLE	13,036	107-101	21-27	W
11/13	SEATTLE	5,016	106-103	4-4	W	2/11	DETROIT	5,718	123-94	22-27	W
11/14	@LA LAKERS	11,458	107-114	4-5	L	2/13	BOSTON	8,130	108-109	22-28	L
11/19	MILWAUKEE	5,582	94-96	4-6	L	2/14	NEW ORLEANS	6,539	112-93	23-28	W
11/21	HOUSTON	6,230	107-92	5-6	W	2/17	@CHICAGO	4,313	111-114	23-29	L
11/26	BUFFALO	8,157	107-106	6-6	W	2/18	@DETROIT	3,045	94-105	23-30	L
11/28	PORTLAND	7,769	110-101	7-6	W	2/20	@NEW ORLEANS	10,519	103-102	24-30	W
11/29	@GOLDEN STATE	12,787	100-112	7-7	L	2/21	@HOUSTON	6,043	110-108	25-30	W
12/2	GOLDEN STATE	5,179	115-98	8-7	W	2/24	KANSAS CITY	6,416	117-120	25-31	L
12/5	WASHINGTON	8,065	87-92	8-8	L	2/26	ATLANTA	5,820	115-97	26-31	W
12/7	CHICAGO	4,383	114-97	9-8	W	2/28	@WASHINGTON	9,245	89-92	26-32	L
12/9	@NEW ORLEANS	7,619	104-89	10-8	W	2/29	@DETROIT	6,143	109-98	27-32	W
12/10	@HOUSTON	5,358	105-91	11-8	W	3/3	CLEVELAND	4,523	108-92	28-32	W
12/11	PHILADELPHIA	6,310	106-110	11-9	L	3/5	CHICAGO	5,245	99-97	29-32	W
12/13	LA LAKERS	7,842	116-108	12-9	W	3/6	@PORTLAND	9,142	99-118	29-33	L
12/14	@PORTLAND	10,544	105-96	13-9	W	3/7	PORTLAND	5,039	106-84	30-33	W
12/17	MILWAUKEE	5,689	116-111	14-9	W	3/10	@PHILADELPHIA	10,061	108-125	30-34	L
12/19	CLEVELAND	6,809	124-128	14-10	L	3/11	@ATLANTA	4,134	104-99	31-34	W
12/21	NEW ORLEANS	6,853	107-120	14-11	L	3/13	@CLEVELAND	17,592	77-99	31-35	L
12/25	KANSAS CITY	11,114	122-111	15-11	W	3/14	@MILWAUKEE	10,938	108-106	32-35	W
12/26	BOSTON	11,842	106-112	15-12	L	3/16	@CHICAGO	3,392	87-120	32-36	L
12/28	@MILWAUKEE	10,838	85-88	15-13	L	3/18	DETROIT	5,687	106-100	33-36	W
12/30	@NEW YORK	16,064	88-114	15-14	L	3/20	LA LAKERS	9,123	106-93	34-36	W
1/1	@WASHINGTON	4,919	103-114	15-15	L	3/23	SEATTLE	7,589	104-97	35-36	W
1/3	@ATLANTA	5,803	100-89	16-15	W	3/25	ATLANTA	6,257	107-98	36-36	W
1/4	@KANSAS CITY	5,040	86-98	16-16	L	3/27	KANSAS CITY	9,386	117-100	37-36	W
1/7	GOLDEN STATE	6,696	110-114	16-17	L	3/28	@LA LAKERS	11,732	100-97	38-36	W
1/8	@GOLDEN STATE	9,807	113-129	16-18	L	3/30	@NEW YORK	13,494	113-97	39-36	W
1/9	SEATTLE	5,774	110-112	16-19	L	3/31	@BOSTON	8,200	102-122	39-37	L
1/11	NEW YORK	6,429	98-99	16-20	L	4/2	PORTLAND	10,424	106-103	40-37	W
1/15	BUFFALO	6,138	119-126	16-21	L	4/3	@PORTLAND	9,010	97-112	40-38	L
1/17	@CLEVELAND	8,082	85-105	16-22	L	4/4	@SEATTLE	14,096	89-117	40-39	L
1/18	@DETROIT	3,054	122-118	17-22	W	4/6	@GOLDEN STATE	11,809	106-111	40-40	L
1/20	@BUFFALO	8,478	103-112	17-23	L	4/8	LA LAKERS	13,036	113-98	41-40	W
1/21	@BOSTON	11,562	100-114	17-24	L	4/10	SEATTLE	9,577	121-95	42-40	W

*Overtime

75-76 Final Statistics

PLAYER	G	GS	MIN	3 PT			FTM-FTA	PCT	OR-DR	REB	AST	PF-DQ	STL	TO	BLK	PTS-AVG	
				FGM-FGA	PCT	FGM-FGA											
WESTPHAL	82	79	2960	657-1329	.494	—	—	365-440	.830	74-185	259	440	218-3	210	—	38	1679-20.5
ADAMS	80	79	2656	629-1341	.469	—	—	261-355	.735	215-512	727	450	274-6	121	—	116	1519-19.0
PERRY	71	71	2353	386-776	.497	—	—	175-239	.732	197-487	684	182	269-5	84	—	66	947-13.3
VAN ARSDALE	58	54	1870	276-570	.484	—	—	195-235	.830	39-98	137	140	113-2	52	—	11	747-12.9
SHUMATE	43	11	930	186-338	.550	—	—	115-183	.628	61-179	240	62	76-1	44	—	16	487-11.3
HEARD(TOT)	86		2747	392-901	.435	—	—	158-248	.637	247-622	869	190	303-2	117	—	96	942-11.0
HEARD(PHX)	36	36	1220	185-409	.452	—	—	76-113	.673	109-249	358	64	120-2	51	—	41	446-12.4
ERICKSON	74	40	1850	305-649	.470	—	—	134-157	.854	106-226	332	185	196-4	79	—	6	744-10.1
SOBERS	78	29	1898	280-623	.449	—	—	158-192	.823	80-179	259	215	253-6	106	—	7	718-9.2
HAWTHORNE	79	1	1144	182-423	.430	—	—	115-170	.676	86-123	209	46	147-0	33	—	15	479-6.1
AWTREY	74	3	1376	142-304	.467	—	—	75-109	.688	93-200	293	159	153-1	21	—	22	359-4.9
RILEY(TOT)	62		813	117-301	.389	—	—	55-77	.714	16-34	50	57	112-0	22	—	6	289-4.7
RILEY(PHX)	60	6	790	112-288	.389	—	—	54-74	.730	15-32	47	57	107-0	21	—	5	278-4.6
SAUNDERS	17	0	146	28-64	.438	—	—	6-11	.545	11-26	37	13	23-0	5	—	1	62-3.6
BANTON	7	1	68	8-26	.308	—	—	5-5	1.00	7-16	23	3	13-1	2	—	2	21-3.0
LUMPKIN	34	0	370	22-65	.338	—	—	26-30	.867	7-16	23	48	26-0	15	—	0	70-2.1
WETZEL	37	0	249	22-46	.478	—	—	20-24	.833	8-30	38	19	30-0	9	—	3	64-1.7
SUNS	82		19680	3420-7251	.472	—	—	1780-2337	.762	1108-2558	3666	2083	2018-31	853	—	349	8620-105.1
OPPONENTS	82		19680	3444-7357	.468	—	—	1682-2265	.743	1143-2513	3656	1979	2163-41	912	—	336	8570-104.5

Season Review 76-77

RECORD

34-48

It could have been and should have been the best of times. With the addition of first-round draft pick **Ron Lee**, and **Tom** and **Dick Van Arsdale** playing together for the first time as pros, the Suns seemed certain to make another strong playoff run. Indeed, the Suns entered the year with the highest of expectations, but had to watch helplessly as injuries eventually claimed the entire starting frontline.

Gar Heard and **Curtis Perry** each missed nearly half the season and **Alvan Adams**, who was injured in the fourth game of the season, did not regain top form until February. The Suns had all players healthy and available for duty for only six games the entire season and finished 34-48, fifth in the Pacific Division.

Paul Westphal led the club in scoring (21.3) for the second-straight season and was named to the All-NBA First Team for the first time in his career. Lee was named to the All-Rookie Team and the Suns set a new home attendance mark, averaging more than 10,000 fans per game.

Westphal was voted to the starting unit of the West squad at the All-Star Game in Milwaukee, scored 20 points and nearly captured the game's MVP award. As a team, the Suns set a new assist record (2,100) breaking the record they set in 1975-76. At the conclusion of the season, both Van Arsdales retired from the NBA.

On November 19, 1976, future Hall of Famer **Connie Hawkins** became the first Suns player to have his uniform number retired (42).



FRONT ROW: Dale Schleuter, Dennis Awtrey, Gar Heard, Ronnie Lee, Butch Feher, Alvan Adams, Paul Westphal.
BACK ROW: Head Coach John MacLeod, Ricky Sobers, Dick Van Arsdale, Keith Erickson, Ira Terrell, Tom Van Arsdale, Assistant Coach Al Bianchi, Trainer Joe Proski.

DATE	OPPONENT	ATTEND.	SCORE	REC.	W/L	DATE	OPPONENT	ATTEND.	SCORE	REC.	W/L
10/22	@NEW ORLEANS	12,234	98-111	0-1	L	1/21	INDIANA	10,957	125-96	19-23	W
10/23	@HOUSTON	6,385	126-129	0-2	L	1/23	SEATTLE	13,274	98-88	20-23	W
10/27	@SAN ANTONIO	8,919	106-115	0-3	L	1/25	SAN ANTONIO	10,814	108-116	20-24	L
10/29	@CHICAGO	9,318	95-82	1-3	W	1/27	PHILADELPHIA	13,274	111-94	21-24	W
10/30	@DENVER	17,608	107-113	1-4	L	1/29	NEW ORLEANS	13,274	118-102	22-24	W
11/5	@SEATTLE	11,902	84-88	1-5	L	1/30	@PORTLAND	12,311	91-97	22-25	L
11/11	INDIANA	10,152	108-98	2-5	W	2/2	MILWAUKEE	7,364	130-113	23-25	W
11/13	CLEVELAND	8,671	90-103	2-6	L	2/4	GOLDEN STATE	12,849	106-109	23-26	L
11/17	MILWAUKEE	7,017	103-95	3-6	W	2/6	DENVER	11,826	115-104	24-26	W
11/18	@GOLDEN STATE	9,965	111-131	3-7	L	2/8	ATLANTA	7,495	117-104	25-26	W
11/19	NY NETS	8,506	88-90	3-8	L	2/10	WASHINGTON	11,352	103-109	25-27	L
11/21	CHICAGO	7,589	101-96	4-8	W	2/15	@KANSAS CITY	7,313	96-102	25-28	L
11/25	WASHINGTON	8,614	104-98	5-8	W	2/16	@INDIANA	9,553	93-111	25-29	L
11/27	SEATTLE	10,553	119-107	6-8	W	2/18	@PHILADELPHIA	16,660	102-96	26-29	W
11/30	@INDIANA	8,581	97-103	6-9	L	2/19	@CLEVELAND	17,882	88-92	26-30	L
12/1	@NY NETS	5,103	106-96	7-9	W	2/20	@DETROIT	7,233	107-109	26-31	L
12/3	PORTLAND	11,339	99-113	7-10	L	2/22	@BUFFALO	6,143	114-115	26-32	L
12/5	SAN ANTONIO	8,235	103-98	8-10	W	2/24	HOUSTON	9,835	106-109	26-33	L
12/8	HOUSTON	8,117	116-95	9-10	W	2/26	BOSTON	12,353	104-108	26-34	L
12/10	@BOSTON	12,878	107-103	10-10	W	3/2	CHICAGO	8,823	104-108*	26-35	L
12/11	@NY KNICKS	15,263	96-112	10-11	L	3/4	GOLDEN STATE	8,750	87-101	26-36	L
12/12	@ATLANTA	2,507	106-91	11-11	W	3/6	@WASHINGTON	14,189	110-118	26-37	L
12/14	@BUFFALO	7,132	99-108	11-12	L	3/8	@SAN ANTONIO	10,011	115-122	26-38	L
12/15	@PHILADELPHIA	11,363	87-97	11-13	L	3/9	@HOUSTON	6,421	100-105	26-39	L
12/17	@LA LAKERS	9,816	105-118	11-14	L	3/11	@NY NETS	6,730	73-82	26-40	L
12/18	KANSAS CITY	9,482	89-90	11-15	L	3/13	@BOSTON	14,859	107-124	26-41	L
12/23	BUFFALO	10,834	107-92	12-15	W	3/16	NY KNICKS	9,177	124-91	27-41	W
12/25	LA LAKERS	13,274	113-96	13-15	W	3/18	NEW ORLEANS	10,285	100-104	27-42	L
12/28	@DENVER	17,595	102-110	13-16	L	3/20	PORTLAND	7,174	126-106	28-42	W
12/29	BOSTON	13,274	97-87	14-16	W	3/24	BUFFALO	8,410	102-107	28-43	L
1/2	K.C. @OMAHA	4,226	88-89	14-17	L	3/25	@LA LAKERS	13,507	93-118	28-44	L
1/4	@MILWAUKEE	8,871	111-139	14-18	L	3/26	LA LAKERS	8,150	102-109	28-45	L
1/5	@DETROIT	6,249	115-118	14-19	L	3/27	@SEATTLE	14,096	121-100	29-45	W
1/7	@WASHINGTON	6,072	89-99	14-20	L	3/29	@MILWAUKEE	8,945	122-110	30-45	W
1/8	@NY KNICKS	18,589	95-102	14-21	L	3/30	@NEW ORLEANS	6,237	100-112	30-46	L
1/10	@ATLANTA	2,408	93-92	15-21	W	4/1	DETROIT	8,506	133-116	31-46	W
1/11	@CHICAGO	6,446	90-93	15-22	L	4/3	DENVER	7,501	109-124	31-47	L
1/13	DETROIT	13,274	131-101	16-22	W	4/5	ATLANTA	7,668	108-102	32-47	W
1/15	CLEVELAND	13,274	94-79	17-22	W	4/7	KANSAS CITY	8,462	121-110	33-47	W
1/19	NY KNICKS	13,035	97-90	18-22	W	4/8	@PORTLAND	12,536	111-122	33-48	L
1/20	@GOLDEN STATE	10,886	103-107	18-23	L	4/10	NY NETS	8,476	128-104	34-48	W

*Overtime

76-77 Final Statistics

PLAYER	G	GS	MIN	FGM-FGA	PCT	3 PT FGM-FGA	PCT	FTM-FTA	PCT	OR-DR	REB	AST	PF-DQ	STL	TO	BLK	PTS-AVG
WESTPHAL	81	79	2600	682-1317	.518	—	—	362-439	.825	57-133	190	459	171-1	134	—	21	1726-21.3
ADAMS	72	67	2275	522-1102	.474	—	—	252-334	.754	180-472	652	322	260-4	95	—	87	1296-18.0
SOBERS	79	48	2007	414-834	.496	—	—	243-289	.841	82-152	234	238	258-3	93	—	14	1071-13.6
PERRY	44	42	1390	179-414	.432	—	—	112-142	.789	149-246	395	79	163-3	49	—	28	470-10.7
LEE	82	34	1845	347-786	.441	—	—	142-210	.676	99-200	299	263	276-10	156	—	33	836-10.2
HEARD	46	35	1362	173-457	.379	—	—	100-138	.725	120-320	440	89	139-2	55	—	55	446-9.7
TRELL	78	36	1747	277-545	.508	—	—	111-176	.631	99-288	387	103	165-0	41	—	47	665-8.5
D.VAN ARSDALE	78	3	1537	227-498	.456	—	—	145-166	.873	31-86	117	120	94-0	35	—	5	599-7.7
ERICKSON	50	3	950	142-294	.483	—	—	37-50	.740	36-108	144	104	122-0	30	—	7	321-6.4
T.VAN ARSDALE	77	28	1425	171-395	.433	—	—	102-145	.703	47-137	184	67	163-0	20	—	3	444-5.8
AWTREY	72	26	1757	160-373	.429	—	—	91-126	.722	111-245	356	182	170-1	23	—	31	411-5.7
FEHR	48	9	485	86-162	.531	—	—	76-99	.768	18-56	74	36	46-0	11	—	7	248-5.2
SCHLEUTER	39	0	335	26-72	.361	—	—	18-31	.581	30-50	80	38	62-0	8	—	8	70-1.8
SUNS	82	19705	3406-7249	.470	—	—	—	1791-2345	.764	1059-2493	3552	2100	2089-24	750	—	346	8603-104.9
OPPONENTS	82	19705	3320-7192	.462	—	—	—	1903-2525	.754	1180-2594	3774	1856	2325-39	897	—	440	8543-104.2

Season Review 77-78

RECORD**49-33**

The Suns announced a blockbuster trade just before the opening of the season: **Ricky Sobers** to Indiana for **Don Buse**, an All-Star and the NBA leader in both assists and steals. With Buse and rookie **Walter Davis** in the starting lineup, the Suns bolted from the gate and were 19-11 by Christmas and 34-16 by the February All-Star break. They finished with a 49-33 record, fourth best in the league, but were second in the Pacific Division behind the formidable Portland Trail Blazers, led by Bill Walton.

It was a record year for the Suns in many ways. A franchise record was set for attendance (11,464 per game). On the court, the Suns set NBA records for team steals in a season (1,059) as well as tying the league mark for assists (2,338). Davis and **Paul Westphal** were among the league's top 10 scorers, both averaging better than 24 points per game; both were named All-NBA Second Team and both participated for the West at the All-Star Game in Atlanta.

At the All-Star break, the Suns lost **Curtis Perry** with back problems and went the rest of the season with five rookies on the roster, more than any other NBA club. In the opening round of the playoffs the Suns were upset in two-straight games by the Milwaukee Bucks.

Davis went on to become the league's Rookie of the Year, the second such distinction for a Sun's player since **Alvan Adams** won the award following 1975-76 season. Buse was named to the NBA All-Defensive Team while **Ron Lee** led the league with 2.7 steals per game.



FRONT ROW: Head Coach John MacLeod, Paul Westphal, Don Buse, Trainer Joe Proski (kneeling), Greg Griffin, Walter Davis, Mike Bratz, Assistant Coach Al Bianchi.

BACK ROW: Ronnie Lee, Curtis Perry, Alvan Adams, Dennis Awtrey, Bayard Forrest, Alvin Scott, Ira Terrell, Garfield Heard.

DATE	OPPONENT	ATTEND.	SCORE	REC.	W/L	DATE	OPPONENT	ATTEND.	SCORE	REC.	W/L
10/18	GOLDEN STATE	9,128	100-83	1-0	W	1/19	NEW YORK	10,935	134-114	28-14	W
10/23	@LA LAKERS	10,481	104-101	2-0	W	1/20	@GOLDEN STATE	13,237	104-119	28-15	L
10/25	SEATTLE	10,917	93-86	3-0	W	1/22	WASHINGTON	12,660	114-101	29-15	W
10/28	@NEW ORLEANS	10,342	107-114	3-1	L	1/25	HOUSTON	9,277	118-96	30-15	W
10/29	@HOUSTON	8,557	112-125	3-2	L	1/27	PHILADELPHIA	12,660	110-101	31-15	W
10/31	SAN ANTONIO	10,030	143-145	3-3	L	1/29	NEW JERSEY	10,327	131-100	32-15	W
11/3	@SAN ANTONIO	8,394	110-89	4-3	W	1/31	K.C. @OMAHA	5,182	112-102	33-15	W
11/4	@WASHINGTON	8,742	96-113	4-4	L	2/1	@DETROIT	5,143	120-127	33-16	L
11/5	@CHICAGO	13,424	94-111	4-5	L	2/3	MILWAUKEE	12,660	115-105	34-16	W
11/10	NEW ORLEANS	10,297	127-111	5-5	W	2/9	ATLANTA	9,877	125-98	35-16	W
11/13	INDIANA	12,550	116-107	6-5	W	2/12	WASHINGTON	12,467	121-109	36-16	W
11/18	CHICAGO	12,543	103-101	7-5	W	2/14	@PORTLAND	12,666	100-113	36-17	L
11/20	SAN ANTONIO	9,677	134-112	8-5	W	2/16	BOSTON	12,660	95-98	36-18	L
11/22	LA LAKERS	10,130	118-107	9-5	W	2/17	@GOLDEN STATE	13,185	92-111	36-19	L
11/24	@CLEVELAND	15,445	82-97	9-6	L	2/18	INDIANA	12,660	114-101	37-19	W
11/25	@INDIANA	15,448	118-110	10-6	W	2/21	@BUFFALO	4,409	114-111	38-19	W
11/27	DENVER	10,658	115-97	11-6	W	2/22	ATL. @CHARLOTTE	5,843	95-107	38-20	L
11/29	@PORTLAND	12,666	96-108	11-7	L	2/24	@WASHINGTON	12,432	120-121*	38-21	L
12/2	PORTLAND	12,660	103-106	11-8	L	2/25	@NEW YORK	17,197	115-122	38-22	L
12/4	ATLANTA	9,577	89-96	11-9	L	2/28	@CHICAGO	14,713	115-126	38-23	L
12/6	@KANSAS CITY	5,976	103-92	12-9	W	3/1	DETROIT	10,161	102-115	38-24	L
12/7	@DETROIT	3,588	113-107*	13-9	W	3/3	MILWAUKEE	11,139	132-126	39-24	W
12/10	HOUSTON	8,761	110-93	14-9	W	3/5	PHILADELPHIA	12,145	92-104	39-25	L
12/14	BUFFALO	10,597	113-103	15-9	W	3/7	@DENVER	17,428	126-112	40-25	W
12/16	@NEW ORLEANS	8,172	126-113	16-9	W	3/9	CHICAGO	11,748	112-103	41-25	W
12/17	@HOUSTON	8,134	101-97	17-9	W	3/11	LA LAKERS	12,660	120-114	42-25	W
12/18	@ATLANTA	8,062	129-134**	17-10	L	3/12	@LA LAKERS	17,505	112-128	42-26	L
12/20	NEW YORK	13,548	110-99	18-10	W	3/14	@MILWAUKEE	10,938	106-121	42-27	L
12/21	@PHILADELPHIA	14,671	119-125	18-11	L	3/15	@NEW JERSEY	4,260	98-117	42-28	L
12/23	BOSTON	12,660	129-110	19-11	W	3/17	@BOSTON	15,276	108-115	42-29	L
12/26	@DENVER	17,297	108-127	19-12	L	3/19	@CLEVELAND	15,622	123-112	43-29	W
12/27	SEATTLE	12,543	131-105	20-12	W	3/21	@INDIANA	10,633	115-119	43-30	L
12/29	KANSAS CITY	12,660	110-104	21-12	W	3/23	NEW YORK	12,660	120-108	44-30	W
12/30	@SEATTLE	14,098	110-121	21-13	L	3/25	BUFFALO	11,642	112-106	45-30	W
1/3	@MILWAUKEE	8,571	125-103	22-13	W	3/29	PORTLAND	12,660	127-94	46-30	W
1/4	@NEW JERSEY	4,067	83-115	22-14	L	3/31	KANSAS CITY	10,590	136-112	47-30	W
1/5	BOS. @HARTFORD	10,019	121-111	23-14	W	4/2	GOLDEN STATE	11,040	105-99	48-30	W
1/7	@BUFFALO	7,029	107-97	24-14	W	4/4	@SAN ANTONIO	9,112	119-125	48-31	L
1/11	NEW ORLEANS	12,660	142-99	25-14	W	4/6	DENVER	12,660	105-111	48-32	L
1/13	DETROIT	12,660	111-100	26-14	W	4/7	@SEATTLE	14,098	83-95	48-33	L
1/15	CLEVELAND	11,787	113-104	27-14	W	4/10	NEW JERSEY	12,226	120-109	49-33	W

*Overtime

77-78 Final Statistics

PLAYER	G	GS	MIN	FGM-FGA	PCT	3 PT			FTM-FTA	PCT	OR-DR	REB	AST	PF-DQ	STL	TO	BLK	PTS-AVG
						FGM-FGA	PCT											
WESTPHAL	80	80	2480	809-1568	.516	—	—	—	396-487	.813	41-123	164	437	162-0	138	280	31	2014-25.2
DAVIS	81	81	2592	786-1494	.526	—	—	—	387-466	.830	158-326	484	273	242-2	113	283	20	1959-24.2
ADAMS	70	49	1911	434-895	.485	—	—	—	214-293	.730	158-407	565	225	242-8	86	234	63	1082-15.5
LEE	82	2	1927	417-950	.439	—	—	—	170-228	.746	95-159	254	305	257-3	225	221	17	1004-12.2
BUSE	82	82	2550	287-626	.458	—	—	—	112-136	.824	59-190	249	391	144-0	185	124	14	686-8.4
HEARD	80	73	2096	265-625	.424	—	—	—	90-147	.612	166-486	652	132	213-0	129	120	101	620-7.8
SCOTT	81	5	1539	180-369	.488	—	—	—	132-191	.691	135-222	357	88	158-0	52	85	40	492-6.1
PERRY	45	4	819	110-243	.453	—	—	—	51-65	.785	87-163	250	48	120-2	34	63	22	271-6.0
BRAITZ	80	0	936	159-395	.403	—	—	—	56-68	.824	42-73	115	123	104-1	39	89	5	374-4.7
FORREST	64	0	890	111-238	.466	—	—	—	49-103	.476	84-166	250	129	105-0	23	84	34	271-4.2
GRIFFIN	36	0	421	61-169	.361	—	—	—	23-36	.639	44-59	103	24	56-0	16	39	0	145-4.0
AWTREY	81	34	1620	112-264	.424	—	—	—	69-109	.633	97-205	302	163	153-0	19	127	25	293-3.6
SUNS	82		19680	3731-7836	.476	—	—	—	1749-2329	.751	1166-2579	3745	2338	1956-161059	1766	372	9211	112.3
OPPONENTS	82		19680	3578-7622	.469	—	—	—	1749-2319	.754	1202-2743	3945	1988	2178-41	937	1969	372	8905-108.6

Season Review 78-79

RECORD**50-32**

Phoenix opened the regular season with the same starting lineup that began the 1977-78 season: **Walter Davis** and **Gar Heard** at forward, **Alvan Adams** at center, with **Paul Westphal** and **Don Buse** at guard. The Suns won five of their first six games and were 24-14 by January 1. By the All-Star break, the Suns were 32-20. For the third-straight year, Westphal was an All-Star starter, and Davis made it for the second-straight year.

On January 12, 1979, the Suns obtained **Leonard "Truck" Robinson** from the New Orleans Jazz in exchange for **Ron Lee**, **Marty Byrnes**, first-round picks in 1979 and 1980 and undisclosed cash. With an emotional overtime win over Seattle at Phoenix on March 30, the Suns qualified for the playoffs for the second year in a row and the fourth time in their 11 NBA seasons.

The regular season ended in spectacular fashion with the Suns capturing a record 50th win in the season's 80th game.

Phoenix led the NBA in steals with 915 (11.2 per game). Westphal was named All-NBA First Team, Davis was named to the second team. Buse was again named to the All-Defensive First Team. In the playoffs, the Suns got by Portland (2-1) and thrashed Kansas City (4-1), but lost to eventual World Champion Seattle SuperSonics, 4-3, in a hard-fought Western Conference Finals series.



FRONT ROW: Head Coach John MacLeod, Paul Westphal, Ted McClain, Trainer Joe Proski (kneeling), Don Buse, Mike Bratz, Assistant Coach Al Bianchi.

BACK ROW: Leonard Robinson, Alvin Scott, Alvan Adams, Bayard Forrest, Walter Davis, Joel Kramer, Garfield Heard.

DATE	OPPONENT	ATTEND.	SCORE	REC.	W/L	DATE	OPPONENT	ATTEND.	SCORE	REC.	W/L
10/13	SAN DIEGO	11,217	128-114	1-0	W	1/7	@NEW JERSEY	3,439	112-117	26-16	L
10/15	GOLDEN STATE	9,750	129-110	2-0	W	1/11	SEATTLE	12,660	106-109	26-17	L
10/17	SAN ANTONIO	8,755	107-110	2-1	L	1/13	INDIANA	12,660	99-102	26-18	L
10/18	@GOLDEN STATE	7,139	122-112	3-1	W	1/17	@MILWAUKEE	10,661	118-123	26-19	L
10/22	@PORTLAND	12,666	124-116	4-1	W	1/18	@DETROIT	5,839	97-87	27-19	W
10/24	MILWAUKEE	11,728	124-116	5-1	W	1/20	HOUSTON	12,660	116-97	28-19	W
10/25	@DENVER	14,448	104-108	5-2	L	1/24	PHILADELPHIA	12,660	101-94	29-19	W
10/27	@CHICAGO	7,807	115-110*	6-2	W	1/26	NEW YORK	11,813	108-107	30-19	W
10/28	@KANSAS CITY	9,534	102-112	6-3	L	1/28	NEW JERSEY	12,357	114-117	30-20	L
10/31	NEW YORK	11,197	120-108	7-3	W	1/31	MILWAUKEE	11,736	123-118	31-20	W
11/2	@NEW ORLEANS	6,943	106-99	8-3	W	2/2	SAN ANTONIO	12,660	133-108	32-20	W
11/4	@HOUSTON	9,163	103-110	8-4	L	2/6	@PORTLAND	12,666	93-110	32-21	L
11/8	CLEVELAND	9,311	118-96	9-4	W	2/9	ATLANTA	11,928	102-105	32-22	L
11/10	DENVER	10,277	132-150	9-5	L	2/11	CLEVELAND	10,972	136-101	33-22	W
11/12	NEW ORLEANS	9,158	128-122	10-5	W	2/15	WASHINGTON	12,660	119-108	34-22	W
11/15	@SAN ANTONIO	10,489	125-119	11-5	W	2/16	SEATTLE	23,103	104-119	34-23	L
11/17	@PHILADELPHIA	11,513	94-95	11-6	L	2/17	NEW ORLEANS	12,660	136-112	35-23	W
11/18	@DETROIT	10,789	119-105	12-6	W	2/20	@NEW YORK	10,921	117-107	36-23	W
11/21	@CLEVELAND	6,524	110-108	13-6	W	2/21	@NEW JERSEY	3,812	112-123	36-24	L
11/22	@INDIANA	9,432	115-110	14-6	W	2/23	@KANSAS CITY	10,768	112-121	36-25	L
11/24	HOUSTON	12,660	120-113	15-6	W	2/24	@ATLANTA	12,281	85-110	36-26	L
11/26	CHICAGO	10,921	125-109	16-6	W	2/28	INDIANA	10,735	103-102	37-26	W
11/28	@CHICAGO	7,826	112-124	16-7	L	3/2	DENVER	11,835	105-119	37-27	L
11/30	DETROIT	9,633	119-109	17-7	W	3/4	PHILADELPHIA	10,722	119-94	38-27	W
12/1	@LA LAKERS	10,529	122-130	17-8	L	3/8	CHICAGO	10,126	132-117	39-27	W
12/2	GOLDEN STATE	9,167	108-116	17-9	L	3/11	@INDIANA	14,173	111-112	39-28	L
12/6	ATLANTA	10,345	136-109	18-9	W	3/13	@CLEVELAND	7,690	124-120	40-28	W
12/8	@BOSTON	11,762	124-104	19-9	W	3/14	@BOSTON	10,308	126-117	41-28	W
12/9	@WASHINGTON	17,438	98-101	19-10	L	3/16	@SAN ANTONIO	14,864	128-122	42-28	W
12/12	@MILWAUKEE	10,938	114-120	19-11	L	3/17	@HOUSTON	12,557	122-134	42-29	L
12/16	LA LAKERS	11,327	119-100	20-11	W	3/18	@NEW ORLEANS	5,108	117-121	42-30	L
12/17	@SAN DIEGO	6,068	110-116	20-12	L	3/21	BOSTON	11,568	134-113	43-30	W
12/20	WASHINGTON	9,789	129-137	20-13	L	3/23	KANSAS CITY	12,660	126-107	44-30	W
12/22	KANSAS CITY	10,533	123-103	21-13	W	3/25	@GOLDEN STATE	10,651	111-95	45-30	W
12/26	@DENVER	16,325	106-102	22-13	W	3/28	LA LAKERS	11,805	112-106	46-30	W
12/28	PORTLAND	12,510	129-127*	23-13	W	3/30	SEATTLE	12,660	113-111*	47-30	W
12/29	@SEATTLE	20,565	92-119	23-14	L	4/1	DETROIT	10,550	116-105	48-30	W
12/30	BOSTON	12,660	112-109	24-14	W	4/4	PORTLAND	11,305	106-95	49-30	W
1/2	@NEW YORK	11,266	114-102	25-14	W	4/6	SAN DIEGO	12,660	118-117	50-30	W
1/5	@WASHINGTON	14,929	94-104	25-15	L	4/7	@SAN DIEGO	11,614	116-120	50-31	L
1/6	@PHILADELPHIA	16,109	143-139	26-15	W	4/8	@LA LAKERS	11,973	103-111	50-32	L

*Overtime

78-79 Final Statistics

PLAYER	G	GS	MIN	FGM-FGA	PCT	3 PT			FTM-FTA	PCT	OR-DR	REB	AST	PF-DQ	STL	TO	BLK	PTS-AVG
						FGM-FGA	PCT											
WESTPHAL	81	81	2641	801-1496	.535	—	—	—	339-405	.837	35-124	159	529	159-1	111	232	26	1941-24.0
DAVIS	79	78	2433	764-1362	.561	—	—	—	340-409	.831	111-262	373	339	250-5	147	293	26	1868-23.6
ADAMS	77	74	2364	569-1073	.530	—	—	—	231-289	.799	220-485	705	360	246-4	110	279	63	1369-17.8
ROBINSON(TOT)	69	63	2539	566-1152	.491	—	—	—	324-462	.701	195-607	802	113	206-2	46	233	75	1456-21.1
ROBINSON(PHX)	26	20	757	169-333	.508	—	—	—	79-123	.642	56-169	225	39	76-1	17	90	12	417-16.0
LEE	43	1	946	173-383	.452	—	—	—	74-104	.712	42-71	113	132	138-2	69	116	4	420-9.8
BRAITZ	77	0	1294	242-533	.454	—	—	—	139-170	.818	55-86	141	179	151-0	64	135	7	623-8.1
BUSE	82	82	2542	285-576	.495	—	—	—	70-91	.769	44-173	217	356	149-0	156	96	18	640-7.8
BYRNES	43	0	735	109-223	.489	—	—	—	73-100	.730	49-48	97	61	69-0	15	79	2	291-6.8
SCOTT	81	28	1733	212-396	.535	—	—	—	120-168	.714	104-256	360	126	139-2	80	99	62	544-6.7
HEARD	63	37	1216	162-367	.441	—	—	—	71-103	.689	98-253	351	60	141-1	53	60	57	395-6.3
KRAMER	82	1	1402	181-370	.489	—	—	—	125-176	.710	134-203	337	92	224-2	45	98	23	487-5.9
MCLAIN	36	0	464	62-132	.470	—	—	—	42-46	.913	25-44	69	60	51-0	19	54	0	166-4.6
FORREST	75	8	1245	118-272	.434	—	—	—	62-115	.539	110-205	315	167	151-1	29	107	37	298-4.0
SUNS	82		19680	3847-7516	.512	—	—	—	1765-2299	.768	1083-2379	3462	2500	1944-19	915	1760	337	9459-115.4
OPPONENTS	82		19680	3775-7626	.495	—	—	—	1606-2127	.755	1238-2424	3662	2091	2144-33	890	1841	402	9156-111.7

Season Review 79-80

RECORD**55-27**

Phoenix opened the regular season on October 12 with a starting lineup of **Walter Davis** and **Truck Robinson** at forward, **Alvan Adams** at center and **Don Buse** and **Paul Westphal** at guard. The Suns were the only team in the NBA with five former All-Star participants as starters. By the All-Star break, Phoenix was 35-19.

On February 15, the Suns obtained center **Rich Kelley** from the New Jersey Nets in exchange for a second-round draft pick in 1983, a first-round pick in 1982 and cash. The Suns chased Seattle and the L.A. Lakers for the Pacific Division lead for virtually the entire 82-game schedule, moving into a tie for the lead in late November and early December. For the majority of the season, the Suns were locked in third place in the Pacific.

For the second season in a row Buse, Adams, Davis and Westphal all finished with over 300 assists, the only time in NBA history that four players on the same team had accomplished the feat. Davis and Westphal played in the NBA All-Star Game in Washington. Westphal and Davis were named to the All-NBA First Team and Second Teams, respectively. In the playoffs, the Suns defeated Kansas City, 2-1, then lost to the L.A. Lakers, 4-1.

In the winter of 1980, the **Phoenix Suns Gorilla** arrived on the scene in the form of an Eastern Onion singing telegram messenger. He was invited back, and has "hung" around ever since.



FRONT ROW: Assistant Coach John Wetzel, Don Buse, Paul Westphal, Trainer Joe Proski (kneeling), Head Coach John MacLeod, Johnny High, Mike Bratz, Assistant Coach Al Bianchi.

BACK ROW: Walter Davis, Alvin Scott, Leonard Robinson, Alvan Adams, Bayard Forrest, Jeff Cook, Joel Kramer, Gar Heard.

DATE	OPPONENT	ATTEND.	SCORE	REC.	W/L	DATE	OPPONENT	ATTEND.	SCORE	REC.	W/L
10/12	GOLDEN STATE	11,785	97-89	1-0	W	1/5	@HOUSTON	9,122	110-111	26-16	L
10/14	CHICAGO	10,039	112-102	2-0	W	1/9	GOLDEN STATE	11,706	113-100	27-16	W
10/16	SEATTLE	10,253	102-86	3-0	W	1/12	@GOLDEN STATE	9,547	96-107	27-17	L
10/19	@MILWAUKEE	10,938	94-95	3-1	L	1/13	UTAH	10,725	106-103	28-17	W
10/20	@CHICAGO	12,117	104-116	3-2	L	1/15	@DENVER	13,057	107-99	29-17	W
10/21	@KANSAS CITY	6,648	85-122	3-3	L	1/16	@UTAH	6,588	115-108	30-17	W
10/23	MILWAUKEE	10,538	108-114	3-4	L	1/17	ATLANTA	12,660	101-99	31-17	W
10/24	@GOLDEN STATE	6,296	110-108*	4-4	W	1/19	SAN DIEGO	12,660	137-123	32-17	W
10/26	@SEATTLE	18,514	92-86	5-4	W	1/23	NEW YORK	11,504	109-119	32-18	L
10/28	@PORTLAND	12,666	89-88	6-4	W	1/25	MILWAUKEE	12,660	110-96	33-18	W
10/30	SAN ANTONIO	11,489	142-109	7-4	W	1/27	PHILADELPHIA	12,660	125-118	34-18	W
11/2	@LA LAKERS	14,344	110-112	7-5	L	1/29	@SAN DIEGO	11,428	121-133	34-19	L
11/6	@UTAH	6,197	120-107	8-5	W	1/30	DENVER	11,069	122-114	35-19	W
11/7	SAN DIEGO	11,097	102-114	8-6	L	2/6	KANSAS CITY	12,310	97-95	36-19	W
11/9	CLEVELAND	10,911	110-106	9-6	W	2/8	@CHICAGO	10,403	113-109	37-19	W
11/11	DENVER	11,118	116-91	10-6	W	2/10	@MILWAUKEE	10,938	107-109	37-20	L
11/14	INDIANA	9,762	104-100	11-6	W	2/13	BOSTON	12,660	135-134	38-20	W
11/16	PORTLAND	11,464	98-97	12-6	W	2/15	WASHINGTON	12,660	116-104	39-20	W
11/18	GOLDEN STATE	10,409	95-99	12-7	L	2/17	NEW JERSEY	12,466	128-98	40-20	W
11/20	@SAN DIEGO	6,992	110-117	12-8	L	2/19	@CLEVELAND	5,739	109-128	40-21	L
11/21	KANSAS CITY	10,704	128-120	13-8	W	2/21	@DETROIT	5,317	125-116	41-21	W
11/23	LA LAKERS	12,660	126-112	14-8	W	2/22	@ATLANTA	13,150	104-111	41-22	L
11/24	@DENVER	13,664	115-101	15-8	W	2/24	@INDIANA	9,174	113-105	42-22	W
11/25	@PORTLAND	12,666	87-86	16-8	W	2/26	@DENVER	11,149	112-121	42-23	L
11/28	@SEATTLE	28,248	116-127	16-9	L	2/27	MILWAUKEE	11,683	110-119*	42-24	L
12/1	CHICAGO	12,660	99-86	17-9	W	2/28	@UTAH	6,903	111-101	43-24	W
12/4	@NEW YORK	11,042	114-118	17-10	L	3/2	LA LAKERS	12,660	123-115	44-24	W
12/5	@NEW JERSEY	5,162	100-115	17-11	L	3/5	SEATTLE	12,660	127-111	45-24	W
12/7	@BOSTON	15,320	92-100	17-12	L	3/7	UTAH	12,245	110-94	46-24	W
12/8	@PHILADELPHIA	12,051	96-117	17-13	L	3/9	CHICAGO	11,210	113-103*	47-24	W
12/11	@WASHINGTON	8,216	123-99	18-13	W	3/12	@GOLDEN STATE	6,936	122-113	48-24	W
12/13	HOUSTON	11,841	121-113	19-13	W	3/15	@SAN DIEGO	10,635	109-120	48-25	L
12/15	DETROIT	11,844	126-105	20-13	W	3/16	@LA LAKERS	16,587	106-128	48-26	L
12/19	UTAH	10,501	117-99	21-13	W	3/18	@KANSAS CITY	11,448	112-109	49-26	W
12/21	@CHICAGO	5,706	127-117	22-13	W	3/19	LA LAKERS	12,660	112-108	50-26	W
12/22	@KANSAS CITY	8,868	115-111	23-13	W	3/21	@PORTLAND	12,666	111-100	51-26	W
12/23	@MILWAUKEE	10,938	106-103	24-13	W	3/23	DENVER	11,705	118-102	52-26	W
12/26	PORTLAND	12,660	119-99	25-13	W	3/25	@SEATTLE	34,152	95-104	52-27	L
12/28	KANSAS CITY	12,660	118-112	26-13	W	3/26	SEATTLE	12,660	109-99	53-27	W
12/30	@LA LAKERS	15,544	105-113	26-14	L	3/28	PORTLAND	12,224	114-100	54-27	W
1/2	@SAN ANTONIO	8,276	109-118	26-15	L	3/30	SAN DIEGO	10,807	122-104	55-27	W

*Overtime

79-80 Final Statistics

PLAYER	G	GS	MIN	FGM-FGA	PCT	3PT FGM-FGA	PCT	FTM-FTA	PCT	OR-DR	REB	AST	PF-DQ	STL	TO	BLK	PTS-AVG
WESTPHAL	82	82	2665	692-1317	.525	26-93	.280	382-443	.862	46-141	187	416	162-0	119	207	35	1792-21.9
DAVIS	75	73	2310	657-1166	.563	0-4	.000	299-365	.819	75-197	272	337	202-2	114	242	19	1613-21.5
ROBINSON	82	82	2706	545-1064	.512	0-0	—	325-487	.667	213-557	770	142	262-2	58	251	59	1415-17.3
ADAMS	75	64	2168	465-875	.531	0-2	.000	188-236	.797	158-451	609	322	237-4	108	218	55	1118-14.9
KELLEY(TOT)	80	25	1840	229-484	.473	0-3	.000	244-310	.787	200-315	515	178	273-5	78	198	96	702-8.8
KELLEY(PHX)	23	0	373	43-85	.506	0-0	—	47-60	.783	44-74	118	50	58-0	28	46	17	133-5.8
BRATZ	82	1	1591	269-687	.392	21-86	.244	141-162	.870	50-117	167	223	165-0	93	135	9	700-8.5
BUSE	81	81	2503	261-589	.443	19-79	.241	85-128	.664	70-163	233	320	111-0	132	91	10	626-7.7
COOK	66	14	904	129-275	.469	0-3	.000	104-129	.806	90-151	241	84	102-0	28	71	18	362-5.5
HIGH	82	0	1123	144-323	.446	1-7	.143	120-178	.674	69-104	173	119	172-1	71	123	15	409-5.0
HEARD	82	5	1402	171-410	.417	0-2	.000	64-86	.744	118-262	380	97	177-0	84	88	49	406-5.0
SCOTT	79	4	1304	127-301	.422	1-3	.333	95-122	.779	89-139	228	98	101-0	47	92	53	350-4.4
KRAMER	54	4	713	67-143	.469	0-1	.000	56-70	.800	49-102	151	75	104-0	26	51	5	190-3.5
SUNS	82		19755	3570-7235	.493	68-280	.243	1906-2466	.773	1071-2458	3529	2283	1853-9	908	1629	344	9114-111.1
OPPONENTS	82		19755	3563-7480	.476	100-297	.337	1593-2119	.752	1216-2447	3663	2026	2051-32	882	1663	389	8819-107.5

Season Review 80-81

RECORD**57-25**

When the Suns opened the season, questions surrounded newcomer **Dennis Johnson**, who had come to the Suns in a controversial deal that sent **Paul Westphal** to Seattle. There also were doubts about the Suns ability to adjust to the move of All-Star forward **Walter Davis** to the backcourt and the addition of **Jeff Cook** into the starting lineup at forward. The Suns responded with one of their most successful seasons ever, finishing with a then club-record 57 wins en route to their first division title and the best record in the Western Conference. Phoenix was out of first place for only two days.

The Suns' 36-5 home record tied their 1979-80 mark as the best in the club's history and their 21-20 record on the road was the first-ever winning road record. The Suns did not lose more than two games in a row all season.

The Suns played their 1,000th game on November 12, 1980, a 130-127 win over the visiting San Antonio Spurs.

The All-Star Game in Cleveland had a distinctive Phoenix flavor with **John MacLeod** and the Suns coaching staff at the helm of the West squad. Davis was voted to a starting forward position by the fans and Johnson and **Truck Robinson** were named to the team by a vote of Western Conference coaches.

In the playoffs, the Suns were surprised by a gritty Kansas City Kings club, led by former Suns' coach **Cotton Fitzsimmons**, that took the Western Conference Semifinals 4-3. At season's end, Johnson was named to the All-NBA First Team and All-Defensive First Team. Suns General Manager **Jerry Colangelo** was named NBA Executive of the Year for the second time by *The Sporting News*.



FRONT ROW: Assistant Coach Al Bianchi, Kyle Macy, Dennis Johnson, Head Coach John MacLeod, Trainer Joe Proski (kneeling), Don Buse, Johnny High, Assistant Coach John Wetzel.

BACK ROW: Walter Davis, Leonard Robinson, Joel Kramer, Jeff Cook, Rich Kelley, Alvan Adams, Alvin Scott, Mike Niles.

DATE	OPPONENT	ATTEND.	SCORE	REC.	W/L	DATE	OPPONENT	ATTEND.	SCORE	REC.	W/L
10/10	GOLDEN STATE	11,590	121-101	1-0	W	1/2	@DENVER	10,514	133-132	33-9	W
10/12	KANSAS CITY	10,131	109-100	2-0	W	1/6	@ATLANTA	7,496	113-106	34-9	W
10/15	@UTAH	6,300	107-93	3-0	W	1/7	@BOSTON	15,320	90-108	34-10	L
10/17	@LA LAKERS	10,411	109-116	3-1	L	1/9	@NEW JERSEY	8,305	112-95	35-10	W
10/19	@SAN DIEGO	4,022	102-84	4-1	W	1/11	@MILWAUKEE	11,052	109-123	35-11	L
10/21	DALLAS	10,507	111-99	5-1	W	1/13	SEATTLE	12,506	104-99	36-11	W
10/24	@DENVER	8,357	117-94	6-1	W	1/14	DENVER	11,330	128-102	37-11	W
10/25	@SEATTLE	16,715	100-75	7-1	W	1/16	HOUSTON	11,396	92-89	38-11	W
10/29	SAN DIEGO	11,174	105-89	8-1	W	1/18	ATLANTA	12,121	120-86	39-11	W
10/31	@DETROIT	3,619	103-98*	9-1	W	1/20	@SAN ANTONIO	11,883	112-119*	39-12	L
11/1	@KANSAS CITY	7,792	127-100	10-1	W	1/21	@HOUSTON	8,325	100-106	39-13	L
11/4	INDIANA	12,018	109-108	11-1	W	1/23	MILWAUKEE	12,660	131-122	40-13	W
11/5	@SAN ANTONIO	12,358	84-114	11-2	L	1/25	@PHILADELPHIA	14,893	93-98	40-14	L
11/8	@HOUSTON	8,208	116-115	12-2	W	1/26	@NEW YORK	14,950	99-94	41-14	W
11/11	@SAN DIEGO	4,727	109-107	13-2	W	1/28	@WASHINGTON	9,347	98-108	41-15	L
11/12	SAN ANTONIO	12,660	130-127	14-2	W	1/29	@CLEVELAND	5,489	111-115	41-16	L
11/15	@GOLDEN STATE	13,237	108-119	14-3	L	2/4	UTAH	11,571	114-89	42-16	W
11/16	PORTLAND	11,125	119-107	15-3	W	2/6	HOUSTON	12,090	112-99	43-16	W
11/18	@DALLAS	6,015	102-91	16-3	W	2/8	WASHINGTON	12,396	113-107*	44-16	W
11/20	LA LAKERS	12,660	102-99	17-3	W	2/10	@SAN DIEGO	8,798	107-93	45-16	W
11/21	@LA LAKERS	14,164	88-116	17-4	L	2/11	DALLAS	10,357	119-97	46-16	W
11/23	DENVER	11,151	131-113	18-4	W	2/13	SAN DIEGO	10,826	110-94	47-16	W
11/26	SEATTLE	11,769	113-103	19-4	W	2/15	NEW YORK	12,660	101-115	47-17	L
11/28	CHICAGO	12,660	102-101	20-4	W	2/17	GOLDEN STATE	11,433	118-109	48-17	W
11/29	@GOLDEN STATE	10,981	113-108	21-4	W	2/19	@DENVER	15,252	126-127	48-18	L
11/30	HOUSTON	11,163	117-114	22-4	W	2/20	@SEATTLE	21,407	111-112	48-19	L
12/2	@SAN ANTONIO	9,112	122-107	23-4	W	2/22	PHILADELPHIA	12,660	116-110	49-19	W
12/3	@KANSAS CITY	7,719	100-103	23-5	L	2/27	@PORTLAND	12,666	117-121	49-20	L
12/5	NEW JERSEY	11,876	88-90	23-6	L	3/1	@LA LAKERS	17,505	101-96	50-20	W
12/7	GOLDEN STATE	11,449	106-88	24-6	W	3/4	CLEVELAND	12,660	126-106	51-20	W
12/9	@CHICAGO	8,245	123-108	25-6	W	3/5	@UTAH	5,804	112-100	52-20	W
12/10	@INDIANA	9,140	90-102	25-7	L	3/6	PORTLAND	12,660	128-107	53-20	W
12/14	PORTLAND	10,180	110-116	25-8	L	3/8	@KANSAS CITY	8,260	68-105	53-21	L
12/17	DALLAS	10,247	115-102	26-8	W	3/10	@DALLAS	6,469	103-107	53-22	L
12/19	UTAH	10,813	108-90	27-8	W	3/18	LA LAKERS	12,660	126-114	54-22	W
12/21	@PORTLAND	12,666	111-100	28-8	W	3/21	@GOLDEN STATE	12,478	105-114	54-23	L
12/22	@SEATTLE	16,847	109-98	29-8	W	3/22	SEATTLE	11,657	107-91	55-23	W
12/23	DETROIT	11,225	113-104	30-8	W	3/24	@PORTLAND	12,666	111-120	55-24	L
12/25	SAN ANTONIO	12,660	131-111	31-8	W	3/25	KANSAS CITY	12,660	101-110	55-25	L
12/27	LA LAKERS	12,660	116-106	32-8	W	3/27	SAN DIEGO	12,660	124-100	56-25	W
12/30	BOSTON	12,660	97-116	32-9	L	3/29	UTAH	11,352	105-90	57-25	W

*Overtime

80-81 Final Statistics

PLAYER	G	GS	MIN	FGM-FGA	PCT	3 PT FGM-FGA	PCT	FTM-FTA	PCT	OR-DR	REB	AST	PF-DQ	STL	TO	BLK	PTS-AVG
ROBINSON	82	82	3088	647-1280	.505	0-0	—	249-396	.629	216-573	789	206	220-1	68	250	38	1543-18.8
JOHNSON	79	77	2615	532-1220	.436	11-51	.216	411-501	.820	160-203	363	291	244-2	136	208	61	1486-18.8
DAVIS	78	77	2182	593-1101	.539	7-17	.412	209-250	.836	63-137	200	302	192-3	97	222	12	1402-18.0
ADAMS	75	69	2054	458-870	.526	0-0	—	199-259	.768	157-389	546	344	226-2	106	226	69	1115-14.9
COOK	79	77	2192	286-616	.464	0-5	.000	100-155	.645	170-297	467	201	236-3	82	146	54	672-8.5
HIGH	81	10	1750	246-576	.427	2-24	.083	183-264	.693	89-139	228	202	251-2	129	188	26	677-8.4
MACY	82	0	1469	272-532	.511	12-51	.235	107-119	.899	44-88	132	160	120-0	76	95	5	663-8.1
KELLEY	81	13	1686	196-387	.506	0-2	.000	175-231	.758	131-310	441	282	210-0	79	209	63	567-7.0
SCOTT	82	5	1423	173-348	.497	1-6	.167	97-127	.764	101-167	268	114	124-0	60	77	70	444-5.4
KRAMER	80	0	1065	136-258	.527	0-1	.000	63-91	.692	77-155	232	88	132-0	35	67	17	335-4.1
NILES	44	0	231	48-138	.348	2-4	.500	17-37	.459	26-32	58	15	41-0	8	25	1	115-2.6
SUNS	82		19755	3587-7326	.490	35-161	.217	1810-2430	.745	1234-2490	3724	2205	1996-13	876	1733	416	9019-110.0
OPPONENTS	82		19755	3368-7221	.466	69-209	.330	1762-2383	.739	1160-2284	3444	1970	2116-26	912	1752	401	8567-104.5

Season Review 81-82

RECORD**46-36**

The Suns were dealt a crippling blow just days before the season opened when guard **Walter Davis** suffered a fractured elbow in the final preseason game. **Kyle Macy** joined **Dennis Johnson**, **Alvan Adams**, **Truck Robinson** and **Jeff Cook** in the Suns' opening night starting lineup. Seeking the right combinations and the proper chemistry, 1981-82 became a season of constant change and experimentation as Head Coach **John MacLeod** utilized 21 different starting units.

Alvin Scott supplanted Cook in the starting lineup and later in the season Scott was supplanted by Adams, who shifted from his normal center position to allow **Rich Kelley** into the starting lineup. Davis began his comeback in late December, but it became clear his elbow, still joined by surgical tension wires and screws, would keep him from reaching top form. He was used in a sixth man role most of the year.

With a month remaining in the season, the Suns found themselves embroiled in a heated Western Conference playoff race. The Suns finished the regular season with a 46-36 mark, good enough for third place in the NBA Pacific Division and a playoff berth. Phoenix opened postseason play by defeating Denver, 2-1, in a hard-fought series, winning the deciding game on the Nuggets' home court. In the Western Conference Semifinals, however, the Suns ran into a L.A. Lakers juggernaut and were swept by the Lakers (4-0) who went on to sweep San Antonio, then defeated Philadelphia to win the NBA Championship. Johnson was named to the NBA All-Defensive First Team and was the lone Suns representative at the midseason All-Star Game in New Jersey.



FRONT ROW: Assistant Coach John Wetzel, Dudley Bradley, Kyle Macy, Trainer Joe Proski (kneeling), Head Coach John MacLeod, Dennis Johnson, Walter Davis, Assistant Coach Al Bianchi.

BACK ROW: Leonard Robinson, Craig Dykema, Alvan Adams, Larry Nance, Rich Kelley, Jeff Cook, Alvin Scott, Joel Kramer.

DATE	OPPONENT	ATTEND.	SCORE	REC.	W/L	DATE	OPPONENT	ATTEND.	SCORE	REC.	W/L
10/30	@PORTLAND	12,666	95-103	0-1	L	2/3	GOLDEN STATE	11,185	88-90	24-18	L
10/31	@SEATTLE	33,014	84-94	0-2	L	2/4	@SAN ANTONIO	10,838	112-118	24-19	L
11/3	SAN ANTONIO	10,888	111-88	1-2	W	2/5	@HOUSTON	11,869	104-106	24-20	L
11/5	DALLAS	10,173	121-93	2-2	W	2/7	@MILWAUKEE	11,052	92-107	24-21	L
11/6	@LA LAKERS	13,665	101-99	3-2	W	2/10	BOSTON	14,660	112-110	25-21	W
11/7	@UTAH	8,318	87-95	3-3	L	2/12	ATLANTA	12,654	94-90	26-21	W
11/10	@DENVER	8,374	109-106	4-3	W	2/13	@UTAH	11,447	115-120	26-22	L
11/12	INDIANA	10,224	95-93	5-3	W	2/16	@CHICAGO	5,871	91-86	27-22	W
11/14	LA LAKERS	14,068	97-98	5-4	L	2/17	@KANSAS CITY	6,765	107-110	27-23	L
11/18	@ATLANTA	5,103	97-102	5-5	L	2/19	@NEW YORK	8,930	104-90	28-23	W
11/21	@DALLAS	8,268	110-88	6-5	W	2/21	@PHILADELPHIA	13,214	102-109	28-24	L
11/25	HOUSTON	11,947	128-114	7-5	W	2/24	CLEVELAND	11,292	131-97	29-24	W
11/27	CHICAGO	12,544	111-107	8-5	W	2/26	DENVER	12,683	131-122	30-24	W
12/1	SAN DIEGO	10,087	117-94	9-5	W	2/28	@SEATTLE	21,847	103-98	31-24	W
12/3	DENVER	10,165	137-109	10-5	W	3/2	@PORTLAND	12,666	108-119	31-25	L
12/5	UTAH	10,550	101-99	11-5	W	3/3	UTAH	10,080	115-102	32-25	W
12/8	@SAN DIEGO	4,459	110-121	11-6	L	3/5	KANSAS CITY	11,912	110-98	33-25	W
12/9	@GOLDEN STATE	8,785	127-134*	11-7	L	3/7	HOUSTON	11,727	92-94	33-26	L
12/10	PORTLAND	10,842	117-110	12-7	W	3/9	@WASHINGTON	7,331	103-95	34-26	W
12/12	WASHINGTON	10,482	98-105	12-8	L	3/10	@NEW JERSEY	13,393	105-113	34-27	L
12/15	@HOUSTON	9,213	95-99	12-9	L	3/11	@CLEVELAND	4,577	101-95	35-27	W
12/16	@KANSAS CITY	6,899	81-97	12-10	L	3/14	@BOSTON	15,320	92-105	35-28	L
12/18	@SAN ANTONIO	10,805	108-104	13-10	W	3/16	@HOUSTON	12,113	114-109	36-28	W
12/19	KANSAS CITY	11,257	95-87	14-10	W	3/17	DENVER	11,349	133-135*	36-29	L
12/23	GOLDEN STATE	10,623	118-103	15-10	W	3/21	SEATTLE	13,076	105-115	36-30	L
12/25	LA LAKERS	14,056	101-104	15-11	L	3/23	@GOLDEN STATE	11,044	91-95	36-31	L
12/26	@GOLDEN STATE	11,203	96-112	15-12	L	3/24	DALLAS	11,046	104-96	37-31	W
12/27	PHILADELPHIA	14,660	99-96	16-12	W	3/26	MILWAUKEE	13,730	113-112	38-31	W
12/30	PORTLAND	12,438	113-112	17-12	W	3/27	@DENVER	15,222	134-140**	38-32	L
1/2	SEATTLE	12,779	120-97	18-12	W	3/29	@UTAH	7,981	113-102	39-32	W
1/5	@INDIANA	7,446	82-87	18-13	L	3/31	SAN DIEGO	11,561	127-106	40-32	W
1/7	@DETROIT	5,290	110-94	19-13	W	4/2	@LA LAKERS	17,505	109-99	41-32	W
1/9	@DALLAS	10,238	101-105	19-14	L	4/4	KANSAS CITY	10,926	104-95	42-32	W
1/12	GOLDEN STATE	10,940	133-121	20-14	W	4/6	@SEATTLE	21,794	91-102	42-33	L
1/14	NEW YORK	12,188	90-89	21-14	W	4/8	PORTLAND	11,911	104-106	42-34	L
1/16	SAN DIEGO	12,885	106-87	22-14	W	4/9	@DALLAS	9,673	100-105	42-35	L
1/19	SAN ANTONIO	11,251	108-96	23-14	W	4/10	SEATTLE	11,488	116-99	43-35	W
1/22	NEW JERSEY	11,605	97-99	23-15	L	4/13	@SAN DIEGO	4,056	105-94	44-35	W
1/23	DETROIT	13,518	113-90	24-15	W	4/14	SAN ANTONIO	11,115	104-92	45-35	W
1/27	@SAN DIEGO	5,127	92-99	24-16	L	4/16	@PORTLAND	12,666	113-99	46-35	W
1/28	@LA LAKERS	14,623	87-97	24-17	L	4/18	LA LAKERS	14,660	115-120	46-36	L

*Overtime

81-82 Final Statistics

PLAYER	G	GS	MIN	3 PT			FTM-FTA	PCT	OR-DR	REB	AST	PF-DQ	STL	TO	BLK	PTS-AVG	
				FGM-FGA	PCT	FGM-FGA											
JOHNSON	80	77	2936	577-1228	.470	8-42	.190	399-495	.806	142-268	410	369	253-6	105	233	55	1561-19.5
ROBINSON	74	72	2745	579-1128	.513	1-1	1.000	255-371	.687	202-519	721	179	215-2	42	202	28	1414-19.1
ADAMS	79	75	2394	507-1027	.494	0-1	.000	182-233	.781	138-448	586	356	269-7	114	196	78	1196-15.1
DAVIS	55	12	1183	350-669	.523	3-16	.188	91-111	.820	21-82	103	162	104-1	46	112	3	794-14.4
MACY	82	72	2854	486-945	.514	39-100	.390	152-169	.899	78-183	261	384	185-1	143	125	9	1163-14.2
KELLEY	81	39	1895	236-505	.467	0-1	.000	167-223	.749	168-329	497	293	292-14	64	244	71	639-7.9
NANCE	80	0	1184	227-436	.521	0-1	.000	75-117	.641	95-161	256	82	169-2	42	104	71	529-6.6
SCOTT	81	38	1742	189-380	.497	0-2	.000	108-148	.730	97-197	294	149	169-0	59	98	70	486-6.0
BRADLEY	64	3	934	125-281	.445	1-4	.250	74-100	.740	30-57	87	80	115-0	78	71	10	325-5.1
COOK	76	22	787	151-358	.422	0-2	.000	89-134	.664	112-189	301	100	174-1	37	80	23	391-5.1
KRAMER	56	0	549	55-133	.414	0-0	—	33-42	.786	36-72	108	51	62-0	19	26	11	143-2.6
MCCULLOUGH	8	0	23	9-13	.692	0-0	—	3-5	.600	1-3	4	3	3-0	2	3	0	21-2.6
DYKEMA	32	0	102	17-37	.459	2-4	.500	7-9	.778	3-9	12	15	19-0	2	7	0	43-1.3
SUNS	82	19780	3508-7140	.491	54-174	.310	1635-2157	.758	1123-2517	3640	2223	2029-34	753	1528	429	8705-106.2	
OPPONENTS	82	19780	3350-7186	.466	51-200	.255	1671-2215	.754	1158-2366	3524	1949	2064-18	775	1391	360	8422-102.7	

Season Review 82-83

RECORD**53-29**

The Suns were ready for change. They traded **Truck Robinson** to New York for forward **Maurice Lucas**. They installed second-year man **Larry Nance** at the small forward slot and welcomed back a healthy **Walter Davis** at guard. The only holdovers in the starting lineup from 1981-82 were center **Alvan Adams** and guard **Dennis Johnson**.

As the season progressed, so did Nance. He finished the year by leading the Suns in field goal percentage (.550) and set a new franchise record for blocked shots in a season with 217.

In spite of their success, the Suns had a glaring weakness at backup center, where they juggled **Jeff Cook**, **Joel Kramer** and **Lucas**. With starting center Adams undersized at 6-9, the Suns needed help in the middle. Phoenix traded Cook, cash, a third-round draft pick in 1983 and other considerations to Cleveland in exchange for 7-1 center **James Edwards**, who was coming back after early season knee surgery.

Following the All-Star break, the Suns won 23 of the 30 games and finished the season as the hottest team in the league, winning six straight. Phoenix won 14 of its final 16 games and in the process matched its best-ever season road record (21-20). The Suns qualified for postseason play for the sixth-straight year and the seventh time in eight seasons, but were eliminated by Denver, 2-1, in the opening round.



FRONT ROW: Assistant Coach Al Bianchi, Head Coach John MacLeod, Kyle Macy, Walter Davis, Dennis Johnson, Johnny High, Trainer Joe Proski, Assistant Coach John Wetzel.

BACK ROW: Rory White, Alvin Scott, Maurice Lucas, Larry Nance, James Edwards, Alvan Adams, Charles Pittman, Joel Kramer, David Thirdkill.

DATE	OPPONENT	ATTEND.	SCORE	REC.	W/L	DATE	OPPONENT	ATTEND.	SCORE	REC.	W/L
10/29	@SAN DIEGO	5,063	113-99	1-0	W	1/21	INDIANA	11,857	117-118	26-16	L
10/31	@DENVER	8,893	110-114	1-1	L	1/23	@KANSAS CITY	7,065	102-92	27-16	W
11/2	PORTLAND	10,274	92-87	2-1	W	1/25	@ATLANTA	5,418	94-96	27-17	L
11/4	UTAH	10,095	119-104	3-1	W	1/26	@PHILADELPHIA	14,126	102-113	27-18	L
11/6	@DALLAS	12,780	112-100	4-1	W	1/28	@BOSTON	15,320	104-111	27-19	L
11/7	@SAN ANTONIO	9,448	100-101	4-2	L	1/29	@WASHINGTON	7,027	82-88	27-20	L
11/9	@HOUSTON	7,563	119-91	5-2	W	2/2	UTAH	9,468	112-96	28-20	W
11/10	KANSAS CITY	10,148	106-100	6-2	W	2/4	HOUSTON	10,541	115-99	29-20	W
11/12	CLEVELAND	9,876	94-81	7-2	W	2/6	@GOLDEN STATE	8,646	109-92	30-20	W
11/14	@PORTLAND	12,666	102-94	8-2	W	2/8	DALLAS	11,037	100-112	30-21	L
11/16	LA LAKERS	13,288	113-105	9-2	W	2/10	@SAN DIEGO	4,813	100-101	30-22	L
11/18	DENVER	9,640	107-118	9-3	L	2/16	K.C. @ST. LOUIS	6,078	111-102	31-22	W
11/20	ATLANTA	11,009	91-80	10-3	W	2/19	@DETROIT	25,253	101-112	31-23	L
11/24	WASHINGTON	9,764	93-106	10-4	L	2/20	@CLEVELAND	3,782	103-81	32-23	W
11/26	NEW JERSEY	11,678	110-99	11-4	W	2/22	MILWAUKEE	12,908	112-105	33-23	W
11/27	@KANSAS CITY	8,107	99-105	11-5	L	2/24	@UTAH	8,479	110-103	34-23	W
11/30	@GOLDEN STATE	6,759	98-110	11-6	L	2/25	@SEATTLE	13,688	106-101	35-23	W
12/2	PHILADELPHIA	14,660	108-116	11-7	L	2/26	BOSTON	14,660	101-103	35-24	L
12/4	SAN DIEGO	10,527	103-113	11-8	L	3/2	SAN ANTONIO	10,666	110-106	36-24	W
12/8	@LA LAKERS	13,763	86-89	11-9	L	3/4	GOLDEN STATE	13,027	109-102	37-24	W
12/10	HOUSTON	9,214	97-83	12-9	W	3/8	@DALLAS	9,529	99-120	37-25	L
12/12	@PORTLAND	12,666	94-99	12-10	L	3/9	@SAN ANTONIO	8,201	105-108	37-26	L
12/14	@SEATTLE	12,432	114-109*	13-10	W	3/12	@HOUSTON	6,835	105-94	38-26	W
12/16	GOLDEN STATE	9,141	94-98	13-11	L	3/15	CHICAGO	10,307	116-108	39-26	W
12/18	LA LAKERS	12,856	126-100	14-11	W	3/16	@LA LAKERS	16,060	95-104	39-27	L
12/21	@SAN ANTONIO	8,475	114-113	15-11	W	3/17	HOUSTON	9,069	125-99	40-27	W
12/23	DALLAS	10,261	125-106	16-11	W	3/19	DALLAS	13,181	115-112*	41-27	W
12/25	@UTAH	9,416	111-101	17-11	W	3/22	@DENVER	10,588	117-130	41-28	L
12/26	@SEATTLE	14,402	87-88	17-12	L	3/24	KANSAS CITY	10,087	112-95	42-28	W
12/28	PORTLAND	11,843	116-94	18-12	W	3/26	DENVER	13,143	124-110	43-28	W
12/30	DETROIT	11,343	115-98	19-12	W	3/29	UTAH	11,285	115-107	44-28	W
1/1	@DENVER	7,814	125-127	19-13	L	3/31	PORTLAND	10,915	106-89	45-28	W
1/2	SEATTLE	11,318	116-99	20-13	W	4/2	NEW YORK	12,643	115-108	46-28	W
1/4	@NEW YORK	7,766	97-85	21-13	W	4/5	GOLDEN STATE	9,033	126-106	47-28	W
1/6	@NEW JERSEY	10,673	93-94	21-14	L	4/7	LA LAKERS	14,660	108-117	47-29	L
1/7	@INDIANA	5,312	108-101	22-14	W	4/8	@PORTLAND	12,666	99-98	48-29	W
1/9	@MILWAUKEE	10,108	96-106	22-15	L	4/10	@LA LAKERS	16,545	101-95	49-29	W
1/11	@CHICAGO	5,234	109-96	23-15	W	4/12	@GOLDEN STATE	3,632	115-108	50-29	W
1/13	SEATTLE	13,536	102-99	24-15	W	4/13	SEATTLE	10,882	109-96	51-29	W
1/15	SAN DIEGO	12,697	114-101	25-15	W	4/15	@SAN DIEGO	3,049	113-101	52-29	W
1/19	SAN ANTONIO	11,004	118-113	26-15	W	4/17	SAN DIEGO	12,062	110-101	53-29	W

*Overtime

82-83 Final Statistics

PLAYER	G	GS	MIN	3 PT			FTM-FTA	PCT	OR-DR	REB	AST	PF-DQ	STL	TO	BLK	PTS-AVG	
				FGM-FGA	PCT	FGM-FGA											
DAVIS	80	79	2488	665-1289	.516	7-23	.304	184-225	.818	63-134	197	397	186-2	117	188	12	1521-19.0
NANCE	82	82	2911	588-1069	.550	1-3	.333	193-287	.672	239-471	710	197	254-4	99	190	217	1370-16.7
LUCAS	77	71	2587	495-1045	.474	1-3	.333	278-356	.781	201-598	799	219	274-5	56	221	43	1269-16.5
JOHNSON	77	74	2549	398-861	.462	5-31	.161	292-369	.791	92-243	335	388	204-1	97	204	39	1093-14.2
ADAMS	80	75	2448	477-981	.486	1-3	.333	180-217	.829	161-387	548	376	287-7	114	242	74	1135-14.2
EDWARDS(TOT)	31	9	667	128-263	.487	0-0	—	69-108	.639	56-99	155	40	110-5	12	49	19	325-10.5
EDWARDS(PHX)	16	1	285	55-113	.487	0-0	—	31-47	.660	19-40	59	27	49-2	5	19	5	141-8.8
MACY	82	9	1837	328-634	.517	23-76	.303	129-148	.872	41-124	165	278	130-0	64	90	8	808-9.9
WHITE	65	0	624	127-234	.543	0-1	.000	70-109	.642	47-58	105	30	54-0	16	51	2	324-5.0
SCOTT	81	9	1142	124-259	.479	0-2	.000	81-110	.736	60-164	224	97	133-0	48	64	31	329-4.1
THIRDKILL	49	2	519	74-170	.435	1-7	.143	45-78	.577	28-44	72	36	93-1	19	48	4	194-4.0
HIGH	82	2	1156	100-217	.461	1-5	.200	63-136	.463	45-105	150	153	205-0	85	106	34	264-3.2
PITTMAN	28	0	171	19-40	.475	0-1	.000	25-37	.676	13-18	31	7	41-0	2	22	7	63-2.3
KRAMER	54	4	459	44-104	.423	0-1	.000	14-16	.875	41-47	88	37	63-0	15	22	6	102-1.9
COOK	45	2	549	61-142	.430	0-2	.000	41-54	.759	44-85	129	58	89-0	12	56	13	163-3.6
SUNS	82		19730	3555-7158	.497	40-158	.253	1626-2189	.743	1094-2518	3612	2300	2062-22	749	1545	495	8776-107.0
OPPONENTS	82		19730	3305-7265	.455	44-199	.221	1707-2268	.753	1210-2326	3536	1988	2039-30	712	1560	343	8361-102.0

Season Review 83-84

RECORD**41-41**

Due to a flood of injuries to such key players as **James Edwards, Rick Robey** and **Paul Westphal**, Suns Head Coach **John MacLeod** was forced to juggle his starters, searching for a consistency that did not materialize until late in the season.

The Suns struggled on the road. Only their fine home court record (31-10) kept them in the playoff race until the late stages of the season, when they put together six-straight wins, their longest winning streak of the season.

Walter Davis returned to the Western Conference All-Star squad and **Larry Nance** won the NBA Slam Dunk Championship in Denver.

The Suns saved their most remarkable performances for the playoffs. They defeated Portland in a hard-fought five-game first-round series, winning the fifth and deciding game on the Trail Blazers' home court. They proceeded to upend Midwest Division Champion Utah in six games in the next round, highlighted by a remarkable 111-110 overtime win in Game 4 at the Veterans Memorial Coliseum. The Suns then took on the L.A. Lakers in the Western Conference Finals. The Suns pushed the talented Lakers to six games, defeating them 135-127 in overtime in Game 3 in Phoenix and staving off elimination with a 126-121 upset win in Los Angeles with a dogged performance in Game 5. The Suns were finally eliminated in Game 6, but only when their final shot didn't connect in a 99-97 nail-biter.



FRONT ROW: Head Coach John MacLeod, Trainer Joe Proski, Paul Westphal, Rod Foster, Kyle Macy, Assistant Coach John Wetzel, Assistant Coach Al Bianchi.

BACK ROW: Walter Davis, Charles Pittman, Alvan Adams, Larry Nance, James Edwards, Rick Robey, Maurice Lucas, Mike Sanders, Alvin Scott.

DATE	OPPONENT	ATTEND.	SCORE	REC.	W/L	DATE	OPPONENT	ATTEND.	SCORE	REC.	W/L
10/29	@DALLAS	11,019	103-120	0-1	L	1/24	@LA LAKERS	13,896	110-116	19-23	L
11/1	SEATTLE	9,733	93-103	0-2	L	1/26	@SAN DIEGO	4,806	101-119	19-24	L
11/3	SAN ANTONIO	9,166	142-120	1-2	W	2/1	PORTLAND	10,652	109-106	20-24	W
11/6	@PORTLAND	12,666	96-122	1-3	L	2/2	@UTAH	8,892	95-116	20-25	L
11/8	@SEATTLE	7,111	116-123	1-4	L	2/4	@GOLDEN STATE	10,278	104-107	20-26	L
11/10	@GOLDEN STATE	5,267	104-99	2-4	W	2/5	@PORTLAND	12,666	82-97	20-27	L
11/11	@LA LAKERS	15,316	105-119	2-5	L	2/7	SAN ANTONIO	9,323	138-131	21-27	W
11/13	GOLDEN STATE	9,206	113-98	3-5	W	2/9	ATLANTA	9,877	118-105	22-27	W
11/16	CLEVELAND	8,200	115-104	4-5	W	2/11	DALLAS	11,611	108-89	23-27	W
11/18	MILWAUKEE	12,066	94-109	4-6	L	2/14	@MILWAUKEE	8,958	83-92	23-28	L
11/19	@DALLAS	14,710	107-116	4-7	L	2/15	@CLEVELAND	4,096	90-104	23-29	L
11/22	@HOUSTON	9,105	96-118	4-8	L	2/17	@DALLAS	12,882	123-129	23-30	L
11/23	NEW JERSEY	9,031	108-110	4-9	L	2/18	@HOUSTON	11,482	126-102	24-30	W
11/25	CHICAGO	10,269	120-94	5-9	W	2/21	@SAN ANTONIO	10,397	114-111*	25-30	W
11/26	@DENVER	6,500	104-107	5-10	L	2/23	@KANSAS CITY	11,209	107-95	26-30	W
11/29	UTAH @LAS VEGAS	7,143	110-114	5-11	L	2/24	DENVER	12,393	100-117	26-31	L
11/30	KANSAS CITY	8,507	118-120	5-12	L	2/26	BOSTON	14,660	109-116	26-32	L
12/2	UTAH	10,295	113-116	5-13	L	2/28	UTAH	10,899	113-100	27-32	W
12/4	@SAN ANTONIO	7,941	122-106	6-13	W	2/29	@SAN DIEGO	4,843	95-102	27-33	L
12/6	@ATLANTA	5,026	88-95	6-14	L	3/1	PHILADELPHIA	14,660	112-100	28-33	W
12/8	NEW YORK	10,254	120-97	7-14	W	3/3	SAN ANTONIO	10,875	120-106	29-33	W
12/10	SAN DIEGO	9,814	109-93	8-14	W	3/7	HOUSTON	9,758	123-110	30-33	W
12/13	@HOUSTON	8,870	110-129	8-15	L	3/9	INDIANA	9,506	130-110	31-33	W
12/15	LA LAKERS	10,624	114-104	9-15	W	3/11	@BOSTON	15,320	109-117	31-34	L
12/17	KANSAS CITY	9,338	119-99	10-15	W	3/13	@NEW YORK	8,764	96-117	31-35	L
12/20	@GOLDEN STATE	6,329	109-95	11-15	W	3/14	@NEW JERSEY	13,044	102-108	31-36	L
12/21	PORTLAND	9,896	112-116	11-16	L	3/16	@WASHINGTON	8,193	110-109*	32-36	W
12/23	@SAN DIEGO	4,145	121-115	12-16	W	3/17	@PHILADELPHIA	14,447	112-131	32-37	L
12/26	DENVER	12,104	140-133*	13-16	W	3/20	DENVER	10,389	146-120	33-37	W
12/28	GOLDEN STATE	10,506	128-105	14-16	W	3/21	@SEATTLE	8,492	102-104	33-38	L
12/30	HOUSTON	13,617	121-110	15-16	W	3/23	@PORTLAND	12,666	98-124	33-39	L
1/3	@CHICAGO	5,112	97-102	15-17	L	3/24	DETROIT	13,328	109-120	33-40	L
1/4	@DETROIT	7,577	114-128	15-18	L	3/27	SAN DIEGO	12,914	116-109	34-40	W
1/6	@INDIANA	9,118	88-104	15-19	L	3/29	GOLDEN STATE	9,027	124-119*	35-40	W
1/7	@KANSAS CITY	9,495	98-100	15-20	L	3/31	LA LAKERS	13,032	97-119	35-41	L
1/10	@UTAH	10,720	98-107	15-21	L	4/3	KANSAS CITY	13,627	113-109	36-41	W
1/11	SAN DIEGO	9,943	129-104	16-21	W	4/6	SEATTLE	12,070	117-108	37-41	W
1/13	@SEATTLE	11,690	99-103	16-22	L	4/8	@DENVER	15,108	126-121	38-41	W
1/15	WASHINGTON	10,597	110-101	17-22	W	4/10	PORTLAND	9,768	100-88	39-41	W
1/19	LA LAKERS	12,062	138-123	18-22	W	4/12	DALLAS	9,576	119-118	40-41	W
1/21	SEATTLE	12,530	131-102	19-22	W	4/15	@LA LAKERS	14,461	123-114	41-41	W

*Overtime

83-84 Final Statistics

PLAYER	G	GS	MIN	3 PT			FTM-FTA	PCT	OR-DR	REB	AST	PF-DQ	STL	TO	BLK	PTS-AVG	
				FGM-FGA	PCT	FGM-FGA											
DAVIS	78	70	2546	652-1274	.512	20-87	.230	233-270	.863	38-164	202	429	202-0	107	213	12	1557-20.0
NANCE	82	82	2899	601-1044	.576	0-7	.000	249-352	.707	227-451	678	214	274-5	86	177	173	1451-17.7
LUCAS	75	69	2309	451-908	.497	0-5	.000	293-383	.765	208-517	725	203	235-2	55	177	39	1195-15.9
EDWARDS	72	67	1897	438-817	.536	0-1	.000	183-254	.720	108-240	348	184	254-3	23	140	30	1059-14.7
MACY	82	45	2402	357-713	.501	23-70	.329	95-114	.833	49-137	186	353	181-0	123	116	6	832-10.1
ADAMS	70	13	1452	269-582	.462	0-4	.000	132-160	.825	118-201	319	219	195-1	73	117	32	670-9.6
FOSTER	80	34	1424	260-580	.448	22-84	.262	122-155	.787	39-81	120	172	193-0	54	108	9	664-8.3
WHITE	22	2	308	69-144	.479	0-0	—	24-42	.571	30-32	62	14	25-0	13	18	2	162-7.4
WESTPHAL	59	2	865	144-313	.460	7-26	.269	117-142	.824	8-35	43	148	69-0	41	77	6	412-7.0
ROBEY	61	4	856	140-257	.545	1-1	1.00	61-88	.693	80-118	198	65	120-0	20	77	14	342-5.6
PITTMAN	69	8	989	126-209	.603	0-2	.000	69-101	.683	76-138	214	70	129-1	16	81	22	321-4.7
SANDERS	50	0	586	97-203	.478	0-0	—	29-42	.690	40-63	103	44	101-0	23	44	12	223-4.5
SCOTT	65	5	735	55-124	.444	1-2	.500	56-72	.778	29-71	100	48	85-0	19	42	20	167-2.6
HIGH	29	9	512	18-52	.346	0-2	.000	10-29	.345	16-50	66	51	84-1	40	38	11	46-1.6
SUNS	82		19780	3677-7220	.509	74-291	.254	1673-2204	.759	1066-2298	3364	2214	2147-13	693	1451	388	9101-111.0
OPPONENTS	82		19780	3509-7061	.497	54-219	.247	1956-2540	.770	1065-2333	3398	2059	2038-24	675	1480	298	9028-110.1

Season Review 84-85

RECORD**36-46**

The addition of promising rookie guard **Jay Humphries** gave the Suns renewed hope for the season. The optimism proved fleeting however, when the Suns' leading scorer and five-time All-Star **Walter Davis** crashed to the Inglewood Forum floor on October 9 during a preseason game. Davis would miss the first two-thirds of the season with three torn ligaments in his left knee and would never regain full mobility during a courageous comeback attempt.

Rick Robey, **Mike Sanders**, **Kyle Macy** and **Larry Nance** also would miss considerable time due to injury, bringing the Suns total player games missed for the year to 266.

The Suns jumped out to a surprising 5-0 start, the best beginning in the history of the franchise. It was Nance who assumed the leadership role with Davis gone, leading the club in scoring (19.9) and virtually every other statistical category. Nance was named the NBA's first Player of the Week for the season. He would go on to make his first appearance in an NBA All-Star Game.

The Suns ranked second in the NBA in assists (2,335) dishing out more than 2,000 for the 10th year in a row. They qualified for the playoffs, but were knocked out 3-0 in the first round by the L.A. Lakers.

The Suns averaged 12,035 fans per game, setting a new attendance record for the franchise, breaking the old mark of 11,883 per game set during the 1981-82 campaign.

The Suns ended the regular season with "Suns Reunion '85," bringing back 24 former Suns players and coaches to participate in a weekend of Suns nostalgia, capped by an exhibition basketball game.



FRONT ROW: Assistant Coach John Wetzel, Head Coach John MacLeod, Kyle Macy, Michael Holton, Walter Davis, Jay Humphries, Rod Foster, Assistant Coach Al Bianchi, Trainer Joe Proski.

BACK ROW: Mike Sanders, Charles Pittman, Alvan Adams, Larry Nance, James Edwards, Rick Robey, Maurice Lucas, Charles Jones, Alvin Scott.

DATE	OPPONENT	ATTEND.	SCORE	REC.	W/L	DATE	OPPONENT	ATTEND.	SCORE	REC.	W/L
10/26	@GOLDEN STATE	6,547	122-114	1-0	W	1/19	@SAN ANTONIO	10,580	100-106	21-21	L
10/28	@SEATTLE	5,361	102-87	2-0	W	1/22	@HOUSTON	12,126	97-101	21-22	L
10/30	LA CLIPPERS	13,663	99-96	3-0	W	1/23	@ATLANTA	7,195	100-101	21-23	L
11/1	PORTLAND	14,660	139-130***	4-0	W	1/26	@WASHINGTON	10,215	105-110*	21-24	L
11/3	@DALLAS	16,657	105-93	5-0	W	1/29	@DENVER	8,228	100-128	21-25	L
11/6	@PORTLAND	12,666	99-116	5-1	L	1/30	NEW YORK	11,572	110-93	22-25	W
11/8	CLEVELAND	10,641	112-111	6-1	W	2/3	SEATTLE	12,019	120-109	23-25	W
11/10	ATLANTA	12,424	107-114	6-2	L	2/5	DENVER	12,554	108-103	24-25	W
11/13	@DENVER	6,702	110-122	6-3	L	2/7	INDIANA	11,106	105-97	25-25	W
11/14	NEW JERSEY	10,327	98-86	7-3	W	2/12	@HOUSTON	12,043	114-126	25-26	L
11/16	MILWAUKEE	12,988	118-106	8-3	W	2/14	@SAN ANTONIO	7,948	102-131	25-27	L
11/17	@UTAH	9,793	94-108	8-4	L	2/15	@DALLAS	17,007	126-103	26-27	W
11/20	@LA LAKERS	13,792	108-130	8-5	L	2/17	@INDIANA	11,915	115-97	27-27	W
11/21	LA LAKERS	12,671	97-102	8-6	L	2/18	@DETROIT	11,369	103-122	27-28	L
11/23	PHILADELPHIA	14,660	117-119*	8-7	L	2/20	HOUSTON	13,159	122-126	27-29	L
11/25	@LA CLIPPERS	6,134	109-114	8-8	L	2/22	SAN ANTONIO	12,258	111-118	27-30	L
11/27	UTAH	9,621	115-102	9-8	W	2/24	@DENVER	15,987	107-117	27-31	L
11/29	CHICAGO	12,713	100-95	10-8	W	2/26	@KANSAS CITY	3,451	103-110	27-32	L
12/1	GOLDEN STATE	11,051	115-103	11-8	W	2/28	LA LAKERS	14,660	117-105	28-32	W
12/3	@SEATTLE	5,401	96-108	11-9	L	3/2	KANSAS CITY	14,502	114-111	29-32	W
12/4	@PORTLAND	12,666	104-112	11-10	L	3/4	DALLAS	11,255	99-107	29-33	L
12/7	KANSAS CITY	10,306	121-113	12-10	W	3/7	SAN ANTONIO	11,450	119-117	30-33	W
12/8	@GOLDEN STATE	6,192	102-98	13-10	W	3/9	GOLDEN STATE	12,730	115-118	30-34	L
12/11	HOUSTON	12,301	120-112	14-10	W	3/12	@NEW YORK	8,409	123-119	31-34	W
12/13	WASHINGTON	10,524	116-86	15-10	W	3/13	@BOSTON	14,890	106-123	31-35	L
12/15	@SAN ANTONIO	8,413	111-120	15-11	L	3/15	@CHICAGO	8,625	97-103	31-36	L
12/18	@KANSAS CITY	4,498	116-127	15-12	L	3/16	@MILWAUKEE	11,052	96-125	31-37	L
12/21	@LA LAKERS	14,764	105-119	15-13	L	3/19	LA LAKERS	13,473	112-130	31-38	L
12/22	PORTLAND	11,144	110-108	16-13	W	3/21	PORTLAND	10,499	114-104	32-38	W
12/26	BOSTON	14,660	114-119	16-14	L	3/23	@GOLDEN STATE	6,655	109-123	32-39	L
12/28	DALLAS	13,534	111-125	16-15	L	3/26	DETROIT	11,640	93-119	32-40	L
12/30	@LA CLIPPERS	11,019	117-109	17-15	W	3/28	@LA CLIPPERS	8,705	110-116	32-41	L
1/2	@KANSAS CITY	3,582	115-107	18-15	W	3/30	LA CLIPPERS	10,099	114-123	32-42	L
1/4	@NEW JERSEY	9,321	98-105	18-16	L	3/31	@LA LAKERS	15,922	98-123	32-43	L
1/5	@CLEVELAND	4,631	106-111	18-17	L	4/2	SEATTLE	9,742	119-109	33-43	W
1/7	@PHILADELPHIA	12,014	99-100	18-18	L	4/4	DENVER	12,672	103-110	33-44	L
1/9	SEATTLE	10,476	94-88	19-18	W	4/6	@UTAH	9,476	94-105	33-45	L
1/11	LA CLIPPERS	11,034	84-98	19-19	L	4/7	@SEATTLE	5,672	125-110	34-45	W
1/12	UTAH	13,297	109-94	20-19	W	4/9	@PORTLAND	12,666	100-116	34-46	L
1/16	DALLAS	10,420	98-95	21-19	W	4/12	UTAH	11,264	96-92	35-46	W
1/18	HOUSTON	13,556	101-112	21-20	L	4/14	GOLDEN STATE	10,121	124-111	36-46	W

*Overtime

84-85 Final Statistics

PLAYER	G	GS	MIN	3 PT			PCT	FTM-FTA	PCT	OR-DR	REB	AST	PF-DQ	STL	TO	BLK	PTS-AVG
				FGM-FGA	PCT	FGM-FGA											
NANCE	61	—	2202	515-877	.587	1-2	.500	180-254	.709	195-341	536	159	185-2	88	136	104	1211-19.9
DAVIS	23	—	570	139-309	.450	3-10	.300	64-73	.877	6-29	35	98	42-0	18	50	0	345-15.0
EDWARDS	70	—	1787	384-766	.501	0-3	.000	276-370	.746	95-292	387	153	237-5	26	162	52	1044-14.9
ADAMS	82	—	2136	476-915	.520	0-0	—	250-283	.883	153-347	500	308	254-2	115	197	48	1202-14.7
LUCAS	63	—	1670	346-727	.476	0-4	.000	150-200	.750	138-419	557	145	183-0	39	151	17	842-13.4
MACY	65	—	2018	282-582	.485	23-85	.271	127-140	.907	33-146	179	380	128-0	85	111	3	714-11.0
SANDERS	21	—	418	85-175	.486	0-0	—	45-59	.763	38-51	89	29	59-0	23	34	4	215-10.2
FOSTER	79	—	1318	286-636	.450	41-126	.325	83-110	.755	27-53	80	186	171-1	61	117	0	696-8.8
HUMPHRIES	80	—	2062	279-626	.446	4-20	.200	141-170	.829	32-132	164	350	209-2	107	167	8	703-8.8
HOLTON	74	—	1761	257-576	.446	14-45	.311	96-118	.814	30-102	132	198	141-0	59	123	6	624-8.4
JONES	78	—	1565	236-454	.520	0-4	.000	182-281	.648	139-255	394	128	149-0	45	143	61	654-8.4
PITTMAN	68	—	1001	107-227	.471	0-2	.000	109-146	.747	90-137	227	69	144-1	20	100	21	323-4.8
SCOTT	77	—	1238	111-259	.429	1-5	.200	53-74	.716	46-115	161	127	125-0	39	60	25	276-3.6
ROBEY	4	—	48	2-9	.222	0-0	—	1-2	.500	3-5	8	5	7-0	2	8	0	5-1.3
YOUNG	2	—	11	2-6	.333	0-1	.000	0-0	.000	1-1	2	0	0-0	0	0	0	4-2.0
SUNS	82		19805	3507-7144	.491	87-307	.283	1757-2280	.771	1026-2425	3451	2335	2034-13	727	1583	349	8858-108.0
OPPONENTS	82		19805	3605-7309	.493	65-224	.290	1756-2295	.765	1125-2416	3541	2181	2019-25	771	1468	410	9031-110.1

Season Review 85-86


RECORD**32-50**

In the weeks preceding the opener, the Suns confirmed their desire to go with youth and speed by trading veteran **Maurice Lucas** to the Los Angeles Lakers and allowing **Kyle Macy** to sign with Chicago. All-Star forward **Larry Nance** was a contract holdout throughout training camp and preseason before coming to terms one game into the regular season. Opening night's starting lineup consisted of **Jay Humphries** and **Walter Davis** at guard, **Alvan Adams** at center, with **Mike Sanders** and **Charles Jones** at forward.

Phoenix got off to the then worst start in franchise history, going 0-9. During that period, the Suns successfully negotiated for the services of **Georgi Glouchkov**, a center from the Bulgarian National Team, who became the first Eastern Bloc player to play in the NBA. At first, Glouchkov captured national media attention, as well as the affection of Phoenix fans, but communication difficulty, not to mention achilles tendinitis, would drastically curtail his playing time as the season progressed.

Both Davis and Adams passed the 12,000-point plateau for their NBA careers with Davis taking over the Suns all-time scoring lead. Davis led the team in scoring (21.8), while Nance became the club's top rebounder (8.5). For the first time in their history, the Suns did not place a player on the squad for the NBA All-Star Game.

The Suns attendance held its own for the season, with an average of 11,121 per game. The Suns could never recover from their 0-9 beginning and finished the year 32-50, failing to make the playoffs for the first time in nine seasons.



FRONT ROW: Assistant Coach John Wetzel, Head Coach John MacLeod, Rod Foster, Walter Davis, Bernard Thompson, Mike Sanders, Jay Humphries, Assistant Coach Al Bianchi, Trainer Joe Proski.

BACK ROW: Charles Pittman, Alvan Adams, Larry Nance, James Edwards, Nick Vanos, Rick Robey, Georgi Glouchkov, Ed Pinckney, Charles Jones.

DATE	OPPONENT	ATTEND.	SCORE	REC.	W/L	DATE	OPPONENT	ATTEND.	SCORE	REC.	W/L
10/25	@PORTLAND	12,666	123-128*	0-1	L	1/25	@CHICAGO	10,634	114-133	15-27	L
10/29	DENVER	12,855	127-142	0-2	L	1/28	PORTLAND	9,931	136-130	16-27	W
10/31	LA LAKERS	11,661	107-144	0-3	L	1/29	@LA CLIPPERS	6,058	118-108	17-27	W
11/1	@UTAH	11,124	110-121	0-4	L	1/31	NEW YORK	13,710	112-117	17-28	L
11/6	ATLANTA	9,805	106-114	0-5	L	2/1	@SAN ANTONIO	6,993	112-111	18-28	W
11/8	@BOSTON	14,890	101-125	0-6	L	2/4	GOLDEN STATE	9,930	127-118	19-28	W
11/9	@INDIANA	10,168	105-127	0-7	L	2/6	LA CLIPPERS	10,207	116-104	20-28	W
11/12	@NEW YORK	12,220	93-103	0-8	L	2/11	@LA CLIPPERS	5,451	112-120	20-29	L
11/13	@ATLANTA	4,604	101-108	0-9	L	2/12	LA LAKERS	12,048	100-126	20-30	L
11/15	SEATTLE	9,959	117-99	1-9	W	2/14	DENVER	11,249	112-95	21-30	W
11/16	@GOLDEN STATE	12,896	105-118	1-10	L	2/17	BOSTON	14,519	108-101	22-30	W
11/19	@DALLAS	16,344	119-123	1-11	L	2/18	@SAN ANTONIO	7,835	114-120	22-31	L
11/20	SAN ANTONIO	8,984	121-100	2-11	W	2/21	SACRAMENTO	12,345	110-118	22-32	L
11/22	NEW JERSEY	10,191	96-104	2-12	L	2/22	@UTAH	12,534	97-105	22-33	L
11/24	MILWAUKEE	10,916	138-140*	2-13	L	2/25	@DENVER	11,493	99-112	22-34	L
11/26	@SACRAMENTO	10,333	107-111	2-14	L	2/26	PORTLAND	10,323	113-112	23-34	W
11/27	PORTLAND	9,884	93-110	2-15	L	2/28	@LA LAKERS	17,505	103-115	23-35	L
11/29	HOUSTON	11,761	126-110	3-15	W	3/1	LA LAKERS	14,013	123-106	24-35	W
12/3	@HOUSTON	11,930	112-118	3-16	L	3/3	DALLAS	10,135	138-139**	24-36	L
12/4	CHICAGO	10,369	100-99	4-16	W	3/5	CLEVELAND	9,725	100-115	24-37	L
12/6	UTAH	9,021	111-92	5-16	W	3/7	UTAH	12,788	103-105	24-38	L
12/11	@GOLDEN STATE	6,795	123-113	6-16	W	3/9	@NEW JERSEY	15,543	111-115	24-39	L
12/12	@LA LAKERS	14,558	102-127	6-17	L	3/10	@DETROIT	10,758	120-109	25-39	W
12/14	@LA CLIPPERS	5,889	114-92	7-17	W	3/12	@MILWAUKEE	10,895	127-126*	26-39	W
12/17	@SEATTLE	7,313	104-99	8-17	W	3/16	@GOLDEN STATE	6,944	112-130	26-40	L
12/19	SACRAMENTO	9,429	107-106	9-17	W	3/18	@HOUSTON	14,849	109-112	26-41	L
12/21	GOLDEN STATE	10,140	115-98	10-17	W	3/19	SACRAMENTO	10,676	108-104	27-41	W
12/26	DALLAS	11,134	98-105	10-18	L	3/21	DETROIT	13,406	105-103	28-41	W
12/28	PHILADELPHIA	14,519	98-100	10-19	L	3/22	@UTAH	11,463	109-119	28-42	L
1/3	@PORTLAND	12,666	104-133	10-20	L	3/26	SEATTLE	10,809	120-107	29-42	W
1/5	@SEATTLE	5,679	114-97	11-20	W	3/28	LA CLIPPERS	11,489	96-107	29-43	L
1/8	WASHINGTON	11,181	109-97	12-20	W	3/30	@SEATTLE	5,416	89-103	29-44	L
1/10	@DALLAS	17,007	104-117	12-21	L	4/1	@DALLAS	17,007	98-128	29-45	L
1/11	INDIANA	11,175	128-99	13-21	W	4/2	GOLDEN STATE	10,383	110-101	30-45	W
1/13	SAN ANTONIO	11,024	121-98	14-21	W	4/4	HOUSTON	13,112	89-112	30-46	L
1/14	@LA LAKERS	14,615	122-143	14-22	L	4/5	@SACRAMENTO	10,333	100-119	30-47	L
1/17	SEATTLE	11,547	103-100	15-22	W	4/7	DENVER	9,185	123-131	30-48	L
1/18	@PORTLAND	12,666	87-112	15-23	L	4/9	SAN ANTONIO	9,384	102-114	30-49	L
1/20	@CLEVELAND	9,034	93-108	15-24	L	4/10	@DENVER	12,292	113-115	30-50	L
1/22	@PHILADELPHIA	11,787	111-118	15-25	L	4/12	@HOUSTON	16,016	110-92	31-50	W
1/23	@WASHINGTON	4,973	112-114	15-26	L	4/13	LA CLIPPERS	10,217	118-99	32-50	W

*Overtime

85-86 Final Statistics

PLAYER	G	GS	MIN	FGM-FGA	PCT	3PT FGM-FGA	PCT	FTM-FTA	PCT	OR-DR	REB	AST	PF-DQ	STL	TO	BLK	PTS-AVG
DAVIS	70	62	2239	624-1287	.485	18-76	.237	257-305	.843	54-149	203	361	153-1	99	219	3	1523-21.8
NANCE	73	69	2484	582-1001	.581	0-8	.000	310-444	.698	169-449	618	240	247-6	70	210	130	1474-20.2
EDWARDS	52	51	1314	318-587	.542	0-0	—	212-302	.702	79-222	301	74	200-5	23	128	29	848-16.3
HUMPHRIES	82	82	2733	352-735	.479	4-29	.138	197-257	.767	56-204	260	526	222-1	132	199	9	905-11.0
SANDERS	82	5	1644	347-676	.513	3-15	.200	208-257	.809	104-169	273	150	236-3	76	143	31	905-11.0
ADAMS	78	45	2005	341-679	.502	0-2	.000	159-203	.783	148-329	477	324	272-7	103	206	46	841-10.8
PINCKNEY	80	24	1602	255-457	.558	0-2	.000	171-254	.673	95-213	308	90	190-3	71	148	37	681-8.5
THOMPSON	61	20	1281	195-399	.489	0-2	.000	127-157	.809	58-83	141	132	151-0	51	90	10	517-8.5
TONEY(PHX)	10	0	206	26-59	.441	3-10	.300	20-30	.667	3-20	23	26	18-0	5	19	0	75-7.5
PITTMAN	69	17	1132	127-218	.583	0-0	—	99-141	.702	99-147	246	58	140-2	37	107	23	353-5.1
VANOS	11	0	202	23-72	.319	0-0	—	8-23	.348	21-39	60	16	34-0	2	20	5	54-4.9
GLOUCHKOV	49	16	772	84-209	.402	1-1	1.00	70-122	.574	31-132	163	32	124-0	26	76	25	239-4.9
JONES	43	18	742	75-164	.457	0-1	.000	50-98	.510	65-128	193	52	87-0	32	57	25	200-4.7
DURRANT	4	0	51	8-21	.381	0-0	—	1-4	.250	2-6	8	5	10-0	3	4	0	17-4.3
FOSTER	48	0	704	85-218	.390	9-32	.281	23-32	.719	9-49	58	121	77-10	22	61	1	202-4.2
ROBEY	46	1	629	72-191	.377	0-3	.000	33-48	.688	40-108	148	58	92-1	19	66	5	177-3.8
HOLTON	4	0	65	4-20	.200	0-2	.000	4-6	.667	1-2	3	7	7-0	2	4	0	12-3.0
SUNS	82		19805	3518-6993	.503	38-183	.208	1949-2683	.726	1034-2449	3483	2272	2260-29	773	1763	379	9023-110.0
OPPONENTS	82		19805	3569-7307	.488	89-279	.319	2041-2692	.758	1137-2265	3402	2149	2216-25	841	1515	466	9268-113.0

Season Review 86-87


RECORD**36-46**

The Suns opened the season with **Larry Nance** and **Ed Pinckney** at forward, **Alvan Adams** at center and **Walter Davis** and **Jay Humphries** at guard.

That unit would start 26 of the Suns' 82 games, but 19 other starting combinations would get a shot along the way. Phoenix had five rookies on the club including **William Bedford**, the team's first-round pick (sixth overall), diamond-in-the-rough **Jeff Hornacek**, **Rafael Addison**, **Grant Gondrezick** and **Kenny Gattison**. The Suns' 12-12 record in mid-December would be the last time they would be at .500.

On February 26, after consecutive losses to the L.A. Lakers and their record at 22-34, the Suns released their head coach of 13-plus seasons, **John MacLeod**, replacing him with interim Head Coach **Dick Van Arsdale**.

Under Van Arsdale, the Suns halted their skid, going 14-12 over the season's final 26 games. During the final two weeks, the Suns won nine of their last 10 games and 12 of their last 15. They won nine straight at home to end the season. Davis led the team in scoring with a 23.6 average while Nance chipped in 22.5 points per game. Davis also made his sixth appearance in the All-Star Game.



FRONT ROW: Assistant Coach John Wetzel, Kenny Gattison, Alvan Adams, James Edwards, Nick Vanos, William Bedford, Larry Nance, Head Coach Dick Van Arsdale.

BACK ROW: Jeff Hornacek, Grant Gondrezick, Mike Sanders, Bernard Thompson, Ed Pinckney, Rafael Addison, Walter Davis, Jay Humphries, Trainer Joe Proski.

DATE	OPPONENT	ATTEND.	SCORE	REC.	W/L	DATE	OPPONENT	ATTEND.	SCORE	REC.	W/L
10/31	GOLDEN STATE	11,615	127-123	1-0	W	1/24	@INDIANA	10,750	104-103	17-25	W
11/1	@LA CLIPPERS	7,805	111-117	1-1	L	1/26	DETROIT	10,756	120-118*	18-25	W
11/4	PORTLAND	11,624	126-120	2-1	W	1/28	GOLDEN STATE	9,939	131-104	19-25	W
11/7	@ATLANTA	7,061	86-106	2-2	L	1/30	LA LAKERS	14,471	102-114	19-26	L
11/8	@CHICAGO	15,122	96-101	2-3	L	1/31	@SEATTLE	9,344	112-118*	19-27	L
11/11	@NEW YORK	10,987	105-111	2-4	L	2/3	@PORTLAND	12,666	103-117	19-28	L
11/12	@DETROIT	10,366	100-108	2-5	L	2/5	DENVER	10,529	113-100	20-28	W
11/14	PHILADELPHIA	14,519	127-97	3-5	W	2/10	@UTAH	12,212	102-98	21-28	W
11/15	@SAN ANTONIO	6,640	116-109	4-5	W	2/11	INDIANA	10,378	105-121	21-29	L
11/19	NEW JERSEY	9,851	111-101	5-5	W	2/13	UTAH	12,375	105-98	22-29	W
11/21	DALLAS	10,182	122-130*	5-6	L	2/16	WASHINGTON	11,533	110-124	22-30	L
11/22	@DENVER	12,817	120-132	5-7	L	2/19	PORTLAND	10,651	108-124	22-31	L
11/25	@SACRAMENTO	10,333	102-123	5-8	L	2/21	MILWAUKEE	14,471	107-115	22-32	L
11/26	ATLANTA	11,123	120-106	6-8	W	2/24	LA LAKERS	12,686	93-97	22-33	L
11/28	SEATTLE	10,462	104-117	6-9	L	2/25	@LA LAKERS	16,416	91-99	22-34	L
12/2	NEW YORK	10,284	124-100	7-9	W	2/28	SEATTLE	13,338	105-112	22-35	L
12/5	CHICAGO	14,519	114-112	8-9	W	3/2	@DALLAS	17,007	112-135	22-36	L
12/6	@LA CLIPPERS	6,296	111-109	9-9	W	3/5	CLEVELAND	11,163	126-102	23-36	W
12/9	@GOLDEN STATE	7,059	109-94	10-9	W	3/7	SACRAMENTO	12,037	105-102	24-36	W
12/10	HOUSTON	10,535	109-117	10-10	L	3/9	@MILWAUKEE	11,052	110-118	24-37	L
12/12	@DENVER	9,382	116-128	10-11	L	3/11	@BOSTON	14,890	109-118	24-38	L
12/13	DENVER	11,076	123-110	11-11	W	3/12	@CLEVELAND	6,643	109-116	24-39	L
12/16	@HOUSTON	16,016	106-102	12-11	W	3/14	@SAN ANTONIO	7,791	108-121	24-40	L
12/17	@SAN ANTONIO	4,754	81-94	12-12	L	3/18	HOUSTON	11,971	91-113	24-41	L
12/19	SEATTLE	10,433	106-108	12-13	L	3/20	@PORTLAND	12,666	105-134	24-42	L
12/20	@SACRAMENTO	10,333	114-122	12-14	L	3/21	GOLDEN STATE	13,060	102-105	24-43	L
12/23	DALLAS	10,123	120-119	13-14	W	3/24	LA LAKERS	12,907	108-93	25-43	W
12/26	BOSTON	14,519	112-122	13-15	L	3/26	@SACRAMENTO	10,333	115-124	25-44	L
12/27	@DALLAS	17,007	97-123	13-16	L	3/27	LA CLIPPERS	10,153	130-117	26-44	W
12/30	@PORTLAND	12,666	105-120	13-17	L	3/31	@UTAH	12,212	95-110	26-45	L
1/2	@LA LAKERS	17,505	118-155	13-18	L	4/1	HOUSTON	11,122	117-104	27-45	W
1/4	@GOLDEN STATE	6,266	104-101	14-18	W	4/3	UTAH	10,326	112-98	28-45	W
1/6	@SEATTLE	5,764	108-138	14-19	L	4/4	@LA CLIPPERS	8,305	128-123*	29-45	W
1/9	SAN ANTONIO	12,625	100-115	14-20	L	4/6	DALLAS	9,752	118-110*	30-45	W
1/10	@DENVER	13,661	120-127*	14-21	L	4/7	@SEATTLE	6,585	127-125*	31-45	W
1/13	@HOUSTON	16,016	100-118	14-22	L	4/9	PORTLAND	9,438	128-122	32-45	W
1/15	UTAH	10,712	123-107	15-22	W	4/11	SAN ANTONIO	10,595	136-116	33-45	W
1/17	LA CLIPPERS	11,372	132-101	16-22	W	4/12	@LA LAKERS	17,505	104-119	33-46	L
1/19	@PHILADELPHIA	13,525	104-107	16-23	L	4/14	SACRAMENTO	11,369	132-123	34-46	W
1/21	@NEW JERSEY	7,463	114-120	16-24	L	4/15	@GOLDEN STATE	6,688	119-116	35-46	W
1/23	@WASHINGTON	6,525	90-109	16-25	L	4/18	LA CLIPPERS	10,578	121-106	36-46	W

*Overtime

86-87 Final Statistics

PLAYER	G	GS	MIN	3PT			FTM-FTA	PCT	OR-DR	REB	AST	PF-DQ	STL	TO	BLK	PTS-AVG	
				FGM-FGA	PCT	FGM-FGA											
DAVIS	79	79	2646	779-1515	.514	21-81	.259	288-334	.862	90-154	244	364	184-1	96	226	5	1867-23.6
NANCE	69	67	2569	585-1062	.551	1-5	.200	381-493	.773	188-411	599	233	223-4	86	149	148	1552-22.5
EDWARDS	14	9	304	57-110	.518	0-0	—	54-70	.771	20-40	60	19	42-1	6	15	7	168-12.0
HUMPHRIES	82	82	2579	359-753	.477	5-27	.185	200-260	.769	62-198	260	632	239-1	112	195	9	923-11.3
ADAMS	68	40	1690	311-618	.503	0-1	.000	134-170	.788	91-247	338	223	207-3	62	139	37	756-11.1
SANDERS	82	4	1655	357-722	.494	2-17	.118	143-183	.781	101-170	271	126	210-1	61	105	23	859-10.5
PINCKNEY	80	65	2250	290-497	.584	0-2	.000	257-348	.739	179-401	580	116	196-1	86	135	54	837-10.5
BEDFORD	50	18	979	142-358	.397	0-1	.000	50-86	.581	79-167	246	57	125-1	18	85	37	334-6.7
ADDISON	62	12	711	146-331	.441	16-50	.320	51-64	.797	41-65	106	45	75-1	27	54	7	359-5.8
GONDREZICK	64	1	836	135-300	.450	4-17	.235	75-107	.701	47-63	110	81	91-0	25	56	4	349-5.5
HORNACEK	80	3	1561	159-350	.454	12-43	.279	94-121	.777	41-143	184	361	130-0	70	153	5	424-5.3
GATTISON	77	14	1104	148-311	.476	0-3	.000	108-171	.632	87-183	270	36	178-1	24	88	33	404-5.2
THOMPSON	24	2	331	42-105	.400	0-3	.000	27-33	.818	20-11	31	18	53-0	11	16	5	111-4.6
VANOS	57	14	640	65-158	.411	0-2	.000	38-59	.644	67-113	180	43	94-0	19	48	23	168-2.9
SUNS	82		19855	3575-7190	.497	61-252	.242	1900-2499	.760	1113-2366	3479	2354	2047-15	703	1498	397	9111-111.1
OPPONENTS	82		19855	3623-7336	.494	123-395	.311	1942-2570	.756	1235-2355	3590	2246	2034-20	799	1428	435	9311-113.5

Season Review 87-88

RECORD**28-54**

When the Phoenix Suns projected their opening night lineup, rookie Head Coach **John Wetzel** envisioned a starting unit of **Larry Nance** and **Armon Gilliam** at forward, **James Edwards** at center with **Walter Davis** and **Jay Humphries** at guard. During the season's final month, the Suns' starting unit had evolved into **Eddie Johnson** at small forward, Gilliam at power forward, **Mark West** at center, **Kevin Johnson** and **Jeff Hornacek** at guard.

The Suns finished the season with a 28-54 record, their poorest record since their 16-66 expansion season in 1968-69. However, in Suns history, 1987-88 will likely be referred to as "The Year of the Trade." In late February, Suns Director of Player Personnel, **Cotton Fitzsimmons**, orchestrated a series of trades that changed the face and the fortunes of the Suns. In the largest single transaction to that point in the 20-year history of the Suns franchise, Fitzsimmons dealt Nance and **Mike Sanders**, along with Detroit's first-round pick in 1988 to Cleveland in exchange for the Cavs' first- and second-round draft picks in 1988, and players KJ, West and **Tyrone Corbin**. The Suns finished off the trading flurry by sending Humphries to Milwaukee for **Craig Hodges**.

The new-look Suns put together a respectable 11-9 record over the last quarter of the season and KJ won Rookie of the Month honors for April. Shortly after the end of the season, Wetzel was released and was replaced by Fitzsimmons, who was making his second appearance as the Suns' head coach.



FRONT ROW: Head Coach John Wetzel, Ron Moore, Jeff Cook, Armon Gilliam, Mark West, Alvan Adams, James Bailey, Assistant Coach Herb Brown, Trainer Joe Proski.

BACK ROW: Kevin Johnson, Jeff Hornacek, Walter Davis, Winston Crite, Kenny Gattison, Bernard Thompson, Eddie Johnson, Tyrone Corbin, Craig Hodges.

DATE	OPPONENT	ATTEND.	SCORE	REC.	W/L	DATE	OPPONENT	ATTEND.	SCORE	REC.	W/L
11/6	@PORTLAND	12,666	104-114	0-1	L	2/4	CHICAGO	14,471	101-113	13-29	L
11/7	@SEATTLE	14,252	96-112	0-2	L	2/9	LA CLIPPERS	8,756	106-100	14-29	W
11/10	GOLDEN STATE	9,470	123-109	1-2	W	2/10	@LA CLIPPERS	5,670	95-101	14-30	L
11/11	@GOLDEN STATE	8,560	115-130	1-3	L	2/12	INDIANA	11,719	102-107	14-31	L
11/13	@UTAH	12,212	92-109	1-4	L	2/13	@SACRAMENTO	10,333	116-114	15-31	W
11/14	SAN ANTONIO	9,686	124-113	2-4	W	2/15	BOSTON	14,471	106-107	15-32	L
11/18	UTAH	8,908	90-80	3-4	W	2/17	@UTAH	12,444	103-108	15-33	L
11/20	LA CLIPPERS	9,464	96-112	3-5	L	2/18	SAN ANTONIO	10,086	114-122	15-34	L
11/25	HOUSTON	11,112	103-109	3-6	L	2/20	DENVER	14,269	128-108	16-34	W
11/27	NEW JERSEY	9,749	113-107	4-6	W	2/22	@DALLAS	17,007	107-114	16-35	L
12/1	@PORTLAND	12,666	100-102	4-7	L	2/25	CLEVELAND	10,357	109-103	17-35	W
12/3	NEW YORK	9,678	120-114	5-7	W	2/27	WASHINGTON	14,286	106-116	17-36	L
12/5	PORTLAND	11,411	115-133	5-8	L	2/28	@LA LAKERS	17,505	97-111	17-37	L
12/6	@LA CLIPPERS	5,467	97-96	6-8	W	3/1	@SAN ANTONIO	5,151	109-114	17-38	L
12/9	ATLANTA	10,795	117-105	7-8	W	3/3	PORTLAND	10,435	112-135	17-39	L
12/11	@DALLAS	17,007	104-108*	7-9	L	3/4	@DENVER	13,212	108-116	17-40	L
12/12	@SEATTLE	7,262	110-129	7-10	L	3/8	@ATLANTA	10,507	113-143	17-41	L
12/15	@LA LAKERS	17,371	97-122	7-11	L	3/9	@WASHINGTON	8,122	111-115	17-42	L
12/18	PORTLAND	9,971	114-129	7-12	L	3/11	@DETROIT	21,612	88-116	17-43	L
12/20	@SACRAMENTO	10,333	120-109	8-12	W	3/13	@MILWAUKEE	11,052	107-117	17-44	L
12/22	@DENVER	8,823	104-119	8-13	L	3/15	SEATTLE	11,159	111-90	18-44	W
12/23	SEATTLE	10,351	102-103	8-14	L	3/16	@GOLDEN STATE	7,820	118-112	19-44	W
12/26	SACRAMENTO	10,328	110-112	8-15	L	3/19	LA LAKERS	14,471	102-95	20-44	W
12/28	PHILADELPHIA	13,041	117-101	9-15	W	3/21	LA CLIPPERS	10,602	107-99	21-44	W
12/30	@LA CLIPPERS	7,420	121-102	10-15	W	3/22	@UTAH	12,444	96-103	21-45	L
1/2	@CLEVELAND	9,106	107-120	10-16	L	3/24	MILWAUKEE	11,271	119-114	22-45	W
1/4	@PHILADELPHIA	7,851	114-122	10-17	L	3/26	DETROIT	14,025	103-108	22-46	L
1/5	@NEW YORK	11,003	100-95	11-17	W	3/30	GOLDEN STATE	10,662	123-105	23-46	W
1/7	DALLAS	11,473	91-105	11-18	L	4/2	@SEATTLE	9,790	107-151	23-47	L
1/9	@HOUSTON	16,611	98-104	11-19	L	4/5	UTAH	9,829	111-106	24-47	W
1/11	DENVER	9,802	127-115	12-19	W	4/6	@DALLAS	16,452	93-119	24-48	L
1/13	HOUSTON	10,114	117-106	13-19	W	4/8	@GOLDEN STATE	8,317	111-112	24-49	L
1/16	LA LAKERS	14,471	96-107	13-20	L	4/9	SACRAMENTO	10,575	95-92	25-49	W
1/18	@NEW JERSEY	8,074	113-117	13-21	L	4/11	DENVER	9,708	119-123	25-50	L
1/20	@BOSTON	14,890	115-131	13-22	L	4/13	SAN ANTONIO	10,822	123-116	26-50	W
1/22	@CHICAGO	17,725	108-118	13-23	L	4/15	@LA LAKERS	17,505	114-117	26-51	L
1/24	@INDIANA	10,842	109-128	13-24	L	4/16	SEATTLE	11,406	121-119*	27-51	W
1/27	DALLAS	10,592	102-121	13-25	L	4/19	GOLDEN STATE	8,939	122-107	28-51	W
1/29	@PORTLAND	12,666	119-128	13-26	L	4/20	@SEATTLE	8,570	98-121	28-52	L
1/30	SACRAMENTO	14,471	120-126	13-27	L	4/22	LA LAKERS	14,077	112-117	28-53	L
2/2	@HOUSTON	16,611	99-109	13-28	L	4/24	@HOUSTON	16,611	119-127	28-54	L

*Overtime

87-88 Final Statistics

PLAYER	G	GS	MIN	3 PT			PCT	FTM-FTA	PCT	OR-DR	REB	AST	PF-DQ	STL	TO	BLK	PTS-AVG
				FGM-FGA	PCT	FGM-FGA											
NANCE	40	34	1477	327-616	.531	2-5	.400	187-249	.751	119-275	394	123	152-7	45	106	96	843-21.1
DAVIS	68	48	1951	488-1031	.473	36-96	.375	205-231	.887	32-127	159	278	131-0	86	126	3	1217-17.9
E.JOHNSON	73	59	2177	533-1110	.480	24-94	.255	204-240	.850	121-197	318	180	190-0	33	139	9	1294-17.7
EDWARDS	43	42	1377	254-542	.469	0-1	.000	165-260	.635	97-238	335	73	159-2	14	108	32	673-15.7
GILLIAM	55	53	1807	342-720	.475	0-0	—	131-193	.679	134-300	434	72	143-1	58	123	29	815-14.8
HUMPHRIES	50	33	1557	264-484	.545	3-16	.188	103-139	.741	44-107	151	354	154-1	61	108	4	634-12.7
K.JOHNSON(PHX)	28	25	874	132-285	.463	3-15	.200	85-99	.859	26-93	119	244	59-0	43	64	7	352-12.6
WEST(PHX)	29	29	915	134-257	.521	0-1	.000	75-132	.568	82-160	242	24	107-2	22	82	68	343-11.8
HODGES(PHX)	23	0	462	87-178	.489	31-57	.544	27-32	.844	7-25	32	44	38-0	16	28	2	232-10.1
HORNACEK	82	49	2243	306-605	.506	17-58	.293	152-185	.822	71-191	262	540	151-0	107	156	10	781-9.5
CORBIN(PHX)	30	1	591	99-203	.488	1-3	.333	33-40	.825	48-82	130	59	53-0	30	38	3	232-7.7
ADAMS	82	25	1646	251-506	.496	1-2	.500	108-128	.844	118-247	365	183	245-3	82	140	41	611-7.5
SANDERS	35	5	466	82-171	.480	0-1	.000	39-53	.736	28-34	62	30	73-0	18	27	4	203-5.8
THOMPSON	37	7	566	74-159	.465	0-2	.000	43-60	.717	40-36	76	51	75-1	21	21	1	191-5.2
BAILLEY	65	0	869	109-241	.452	0-4	.000	70-89	.787	73-137	210	42	180-1	17	70	28	288-4.4
MARTIN	10	0	101	16-51	.314	0-1	.000	8-13	.615	9-18	27	6	16-0	5	9	0	40-4.0
CRITE	29	0	258	34-68	.500	0-0	—	19-25	.760	27-37	64	15	42-0	5	25	8	87-3.0
MOORE(PHX)	5	0	34	5-16	.313	0-0	—	4-4	1.00	0-6	6	0	13-0	3	1	0	14-2.8
COOK	33	0	359	14-59	.237	0-1	.000	23-28	.821	37-69	106	14	64-1	9	14	8	51-1.5
SUNS	82		19730	3551-7302	.486	118-357	.331	1681-2200	.764	1113-2379	3492	2332	2045-19	675	1413	353	8901-108.5
OPPONENTS	82		19730	3609-7248	.498	128-421	.304	1922-2506	.767	1104-2416	3520	2225	1901-16	710	1296	441	9268-113.0

Season Review 88-89

RECORD**55-27**

When the season began, no one predicted that the Suns would end up with the fourth-best record in the NBA and give the defending World Champion Los Angeles Lakers a serious run for the Pacific Division title. However, the Suns did just that on their way to the third-biggest turnaround in NBA history, improving by 27 games.

The 1988-89 Suns did not resemble any past Suns squads as **Jeff Hornacek** was the lone holdover from two years before. Director of Player Personnel **Cotton Fitzsimmons** took over as head coach prior to the season and brought assistant coaches **Paul Westphal**, **Lionel Hollins** and **Truck Robinson** on board.

The Suns won 55 games, including 18 of their last 22 games. They were the only team in the league to have three players average 20-plus points (**Tom Chambers** 25.7, **Eddie Johnson** 21.5, **Kevin Johnson** 20.4) and led the league with 118.6 points per game.

The Suns set a new Coliseum attendance record with an average of 12,465 fans at home and 18 sellouts, also a franchise record.

The Suns defeated Denver in the first round of the playoffs and won their second round series against Golden State 4-1. Next up were the Lakers in the Western Conference Finals. They played the Lakers tough but fell 4-0.

The Suns were showered with postseason awards. Eddie Johnson won the NBA Sixth Man Award, Kevin Johnson was named the Most Improved Player, Fitzsimmons won NBA Coach of the Year and President and CEO **Jerry Colangelo** was named NBA Executive of the Year for the third time. It was the first time in NBA history that a single team won four postseason league awards. Chambers and KJ were also selected to the All-NBA Second Team.



FRONT ROW: Assistant Coach Lionel Hollins, Assistant Coach Paul Westphal, Dan Majerle, Dean Garrett, Mark West, Armon Gilliam, Tyrone Corbin, Trainer Joe Proski, Head Coach Cotton Fitzsimmons.

BACK ROW: Kevin Johnson, Jeff Hornacek, Winston Crite, Eddie Johnson, Kenny Gattison, Andrew Lang, Tom Chambers, Tim Perry, Steve Kerr, Craig Hodges.

DATE	OPPONENT	ATTEND.	SCORE	REC.	W/L	DATE	OPPONENT	ATTEND.	SCORE	REC.	W/L
11/4	@PORTLAND	12,812	105-120	0-1	L	2/1	LA LAKERS	14,471	114-97	27-15	W
11/5	@GOLDEN STATE	15,025	104-117	0-2	L	2/3	@DALLAS	17,007	117-121	27-16	L
11/9	DALLAS	9,241	111-103	1-2	W	2/4	ATLANTA	14,471	116-118*	27-17	L
11/11	GOLDEN STATE	10,045	141-103	2-2	W	2/6	UTAH	12,058	104-87	28-17	W
11/12	@LA CLIPPERS	13,826	127-138*	2-3	L	2/9	LA CLIPPERS	11,089	120-113	29-17	W
11/15	@SACRAMENTO	16,517	119-89	3-3	W	2/15	SEATTLE	12,800	135-112	30-17	W
11/16	INDIANA	9,062	123-104	4-3	W	2/17	BOSTON	14,471	135-126	31-17	W
11/18	DETROIT	14,471	105-121	4-4	L	2/18	@SACRAMENTO	16,517	120-101	32-17	W
11/19	@UTAH	12,444	121-134	4-5	L	2/20	@UTAH	12,444	92-118	32-18	L
11/23	NEW JERSEY	9,046	129-133	4-6	L	2/21	GOLDEN STATE	12,468	139-121	33-18	W
11/25	SEATTLE	10,710	110-105	5-6	W	2/24	PHILADELPHIA	14,471	120-95	34-18	W
11/26	@SAN ANTONIO	10,583	104-117	5-7	L	2/26	@LA LAKERS	17,505	122-134	34-19	L
11/29	@HOUSTON	16,611	124-107	6-7	W	2/28	@PORTLAND	12,848	134-139	34-20	L
12/2	HOUSTON	9,809	110-95	7-7	W	3/2	SACRAMENTO	10,369	110-90	35-20	W
12/3	LA CLIPPERS	9,194	114-106*	8-7	W	3/4	LA CLIPPERS	14,471	133-91	36-20	W
12/6	WASHINGTON	8,123	130-92	9-7	W	3/6	@PHILADELPHIA	14,156	110-106	37-20	W
12/7	@LA LAKERS	17,353	111-125	9-8	L	3/7	@NEW YORK	17,621	119-124	37-21	L
12/9	GOLDEN STATE	11,636	110-105	10-8	W	3/10	@INDIANA	11,337	116-121	37-22	L
12/13	@SEATTLE	13,500	116-126	10-9	L	3/11	@MILWAUKEE	16,633	93-100	37-23	L
12/16	PORTLAND	11,196	132-125	11-9	W	3/13	@MIAMI	15,008	112-104	38-23	W
12/17	@PORTLAND	12,848	97-115	11-10	L	3/14	@ATLANTA	15,872	114-112	39-23	W
12/20	SAN ANTONIO	9,550	128-110	12-10	W	3/17	PORTLAND	14,090	129-124	40-23	W
12/22	@DENVER	9,677	126-118	13-10	W	3/18	SEATTLE	14,471	122-104	41-23	W
12/23	DENVER	10,274	119-107	14-10	W	3/20	MIAMI	12,315	115-97	42-23	W
12/26	LA LAKERS	14,471	111-96	15-10	W	3/22	CHICAGO	14,471	111-112	42-24	L
12/28	@DETROIT	21,454	100-106	15-11	L	3/23	@GOLDEN STATE	15,025	154-124	43-24	W
12/30	@NEW JERSEY	13,259	116-109	16-11	W	3/25	@LA CLIPPERS	10,903	123-103	44-24	W
1/2	@WASHINGTON	3,729	125-122	17-11	W	3/26	@LA LAKERS	17,505	116-118	44-25	L
1/4	@BOSTON	14,890	106-104	18-11	W	3/28	LA LAKERS	14,471	127-104	45-25	W
1/6	DALLAS	14,471	120-111	19-11	W	3/30	@SACRAMENTO	16,517	123-135	45-26	L
1/7	MIAMI	12,288	107-99	20-11	W	3/31	MILWAUKEE	14,471	122-104	46-26	W
1/9	@GOLDEN STATE	11,029	124-130	20-12	L	4/5	UTAH	14,471	114-104	47-26	W
1/11	CLEVELAND	14,471	121-124	20-13	L	4/6	@SEATTLE	14,457	126-119	48-26	W
1/13	SACRAMENTO	13,420	111-90	21-13	W	4/8	@LA CLIPPERS	10,459	115-97	49-26	W
1/16	@CLEVELAND	19,875	110-126	21-14	L	4/12	@DALLAS	16,851	109-94	50-26	W
1/17	@MIAMI — POSTPONED-UNSAFE CONDITIONS (MADE UP 4/19)					4/13	@HOUSTON	16,611	119-111	51-26	W
1/19	@CHARLOTTE	23,388	126-112	22-14	W	4/15	SAN ANTONIO	14,471	137-91	52-26	W
1/21	@CHICAGO	18,591	116-107	23-14	W	4/17	SACRAMENTO	14,471	140-85	53-26	W
1/24	CHARLOTTE	11,089	106-103	24-14	W	4/19	@MIAMI	15,008	117-91	54-26	W
1/27	NEW YORK	14,471	132-130	25-14	W	4/21	HOUSTON	14,471	101-112	54-27	L
1/28	@DENVER	17,022	138-142	25-15	L	4/22	@SEATTLE	12,995	121-111	55-27	W
1/30	DENVER	10,726	126-100	26-15	W						

*Overtime

88-89 Final Statistics

PLAYER	G	GS	MIN	3PT				FTM-FTA	PCT	OR-DR	REB	AST	PF-DQ	STL	TO	BLK	PTS-AVG
				FGM-FGA	PCT	FGM-FGA	PCT										
CHAMBERS	81	81	3002	774-1643	.471	28-86	.326	509-598	.851	143-541	684	231	271-2	87	231	55	2085-25.7
E.JOHNSON	70	7	2043	608-1224	.497	71-172	.413	217-250	.868	91-215	306	162	198-0	47	122	7	1504-21.5
K.JOHNSON	81	81	3179	570-1128	.505	2-22	.091	508-576	.882	46-294	340	991	226-1	135	322	24	1650-20.4
GILLIAM	74	60	2120	468-930	.503	0-0	—	240-323	.743	165-376	541	52	176-2	54	140	27	1176-15.9
HORNAMEK	78	73	2484	440-889	.495	27-81	.333	147-178	.826	75-191	266	465	188-0	129	111	8	1054-13.5
MAJERLE	54	5	1357	181-432	.419	27-82	.329	78-127	.614	62-147	209	130	139-1	63	48	14	467-8.6
CORBIN	77	30	1655	245-454	.540	0-2	.000	141-179	.788	176-222	398	118	222-2	82	92	13	631-8.2
WEST	82	32	2019	243-372	.653	0-0	—	108-202	.535	167-384	551	39	273-4	35	103	187	594-7.2
PERRY	62	15	614	108-201	.537	1-4	.250	40-65	.615	61-71	132	18	47-0	19	37	32	257-4.1
HODGES	10	0	92	16-36	.444	4-12	.333	3-4	.750	2-3	5	8	8-0	2	5	0	39-3.9
LANG	62	25	526	60-117	.513	0-0	—	39-60	.650	54-93	147	9	112-1	17	28	48	159-2.6
KERR	26	0	157	20-46	.435	8-17	.471	6-9	.667	3-14	17	24	12-0	7	6	0	54-2.1
DAVIS	2	0	7	1-5	.200	0-1	.000	2-2	1.00	1-0	1	0	1-0	0	0	0	4-2.0
DUNN	34	1	321	12-35	.343	0-0	—	9-12	.750	30-30	60	25	35-0	12	6	1	33-1.0
NEALY(PHX)	30	0	164	8-29	.276	0-2	.000	3-7	.429	18-37	55	8	22-0	4	6	0	19-0.6
GATTISON	2	0	9	0-1	.000	0-0	—	1-2	.500	0-1	1	0	2-0	0	0	0	1-0.5
CRITE	2	0	6	0-3	.000	0-0	—	0-0	—	1-0	1	0	1-0	0	1	0	0-0.0
SUNS	82		19755	3754-7545	.498	168-481	.349	2051-2594	.791	1095-2619	3714	2280	1933-13	693	1279	416	9727-118.6
OPPONENTS	82		19755	3589-7736	.464	181-568	.319	1737-2308	.753	1252-2458	3710	2166	2057-16	625	1368	437	9006-110.9

Season Review 89-90

The 1989-90 Suns featured eight returning players from the previous year's team and finished 54-28.

RECORD
54-28


Phoenix ended the season second in the NBA in points scored (114.9) and 22 road wins established a new team record. The Suns also established a new NBA record on April 9 when they hit 61 free throws against Utah. The club won a single season team-record 19 in a row at home.

Tom Chambers set the club record for total points in a season (2,201) and scoring average (27.2) and placed fourth in the league in scoring average.

Head Coach **Cotton Fitzsimmons** reached the .500 mark for his career with a win over Philadelphia on February 24. It was the first time he was at the .500 level since March 7, 1976, when he was head coach of Atlanta. Fitzsimmons, the 1989 NBA Coach of the Year, was named Coach of the Month for February.

The Suns set an all-time regular season home attendance record on April 3 against Dallas, and played in front of 578,661 fans on the year. The Suns had 26 sellouts to set a new franchise record, topping the old mark of 18 set in 1988-89.

Phoenix began playoff competition with a hard-fought 3-2 series win over Utah. They then defeated the L.A. Lakers, 4-1, in the Western Conference Semifinals; the first time a Suns team defeated the Lakers in a seven-game playoff series. The Suns then lost to Portland, 4-2, in the conference finals. Chambers and **Kevin Johnson** were both named to the All-NBA Second Team.



FRONT ROW: NBA Scout Scotty Robertson, Assistant Coach Lionel Hollins, Kevin Johnson, Jeff Hornacek, Kenny Battle, Michael Morrison, Greg Grant, Assistant Coach Paul Westphal, Head Coach Cotton Fitzsimmons.

BACK ROW: Trainer Joe Proski, Ricky Blanton, Kurt Rambis, Andrew Lang, Tom Chambers, Mark West, Tim Perry, Eddie Johnson, Dan Majerle.

DATE	OPPONENT	ATTEND.	SCORE	REC.	W/L	DATE	OPPONENT	ATTEND.	SCORE	REC.	W/L
11/3	GOLDEN STATE	14,144	136-106	1-0	W	2/1	ATLANTA	14,143	102-90	26-16	W
11/4	@DENVER	12,439	132-135	1-1	L	2/3	HOUSTON	14,487	130-105	27-16	W
11/7	@LA LAKERS	17,505	107-111	1-2	L	2/4	@PORTLAND	12,884	121-123	27-17	L
11/10	SACRAMENTO	13,590	130-109	2-2	W	2/7	@SEATTLE	11,420	128-124	28-17	W
11/15	PORTLAND	12,728	109-107	3-2	W	2/13	@LA CLIPPERS	12,059	118-96	29-17	W
11/17	@PORTLAND	12,884	109-110	3-3	L	2/14	UTAH	14,487	114-103	30-17	W
11/18	WASHINGTON	13,607	118-107	4-3	W	2/16	GOLDEN STATE	14,487	135-114	31-17	W
11/21	@SAN ANTONIO	13,726	98-107	4-4	L	2/18	@GOLDEN STATE	15,025	131-113	32-17	W
11/22	CHICAGO	14,487	90-95	4-5	L	2/20	BOSTON	14,487	120-99	33-17	W
11/24	ORLANDO	13,173	121-94	5-5	W	2/22	@SACRAMENTO	17,014	104-98	34-17	W
11/29	DETROIT	14,487	103-111	5-6	L	2/24	PHILADELPHIA	14,487	129-99	35-17	W
12/1	LA CLIPPERS	13,240	111-90	6-6	W	2/27	DENVER	14,487	120-101	36-17	W
12/2	NEW YORK	14,033	112-122	6-7	L	3/1	@HOUSTON	14,705	104-112	36-18	L
12/7	@LA LAKERS	17,257	96-100	6-8	L	3/2	@DALLAS	17,007	102-108	36-19	L
12/8	MILWAUKEE	12,409	123-98	7-8	W	3/4	CLEVELAND	14,487	108-96	37-19	W
12/12	@HOUSTON	14,867	83-105	7-9	L	3/6	@ATLANTA	13,049	113-111	38-19	W
12/13	@UTAH	12,616	95-102	7-10	L	3/7	@WASHINGTON	7,810	113-111	39-19	W
12/15	HOUSTON	14,032	121-96	8-10	W	3/9	@INDIANA	10,960	134-130	40-19	W
12/17	@SACRAMENTO	17,014	125-113	9-10	W	3/10	@MINNESOTA	30,168	101-98*	41-19	W
12/20	INDIANA	13,329	130-131*	9-11	L	3/13	@UTAH	12,616	114-106	42-19	W
12/22	SAN ANTONIO	14,487	115-119	9-12	L	3/14	DENVER	14,487	138-108	43-19	W
12/23	LA CLIPPERS	12,567	104-100	10-12	W	3/16	MIAMI	14,487	129-103	44-19	W
12/26	PORTLAND	14,487	121-105	11-12	W	3/19	SAN ANTONIO	14,487	102-113	44-20	L
12/29	@MINNESOTA	25,699	118-101	12-12	W	3/21	CHARLOTTE	14,487	114-115*	44-21	L
12/30	@CLEVELAND	18,867	102-110	12-13	L	3/23	MINNESOTA	14,487	120-99	45-21	W
1/2	@NEW YORK	18,212	113-99	13-13	W	3/24	SEATTLE	14,487	121-95	46-21	W
1/4	DALLAS	14,487	119-102	14-13	W	3/26	@CHICAGO	17,884	92-121	46-22	L
1/6	@SEATTLE	14,430	110-120	14-14	L	3/27	@MILWAUKEE	15,493	127-133	46-23	L
1/9	LA LAKERS	14,487	121-118*	15-14	W	3/29	@CHARLOTTE	23,901	105-92	47-23	W
1/12	SACRAMENTO	14,487	111-96	16-14	W	3/30	@NEW JERSEY	13,328	126-119	48-23	W
1/13	@DENVER	14,070	119-111	17-14	W	4/1	@PHILADELPHIA	15,751	112-141	48-24	L
1/15	CHARLOTTE	13,643	118-108*	18-14	W	4/3	DALLAS	14,487	117-111	49-24	W
1/17	@DALLAS	17,007	108-88	19-14	W	4/6	LA LAKERS	14,487	99-103	49-25	L
1/18	MINNESOTA	14,070	113-96	20-14	W	4/7	@LA CLIPPERS	12,888	115-108	50-25	W
1/20	SEATTLE	14,487	117-98	21-14	W	4/9	UTAH	14,487	119-115*	51-25	W
1/22	@ORLANDO	15,077	126-103	22-14	W	4/12	@SACRAMENTO	17,014	116-114	52-25	W
1/23	@MIAMI	15,008	118-99	23-14	W	4/14	@SEATTLE	12,903	89-96	52-26	L
1/25	@CHARLOTTE	23,901	124-97	24-14	W	4/16	@GOLDEN STATE	15,025	141-129	53-26	W
1/26	@DETROIT	21,454	103-107	24-15	L	4/18	PORTLAND	14,487	120-128*	53-27	W
1/28	@BOSTON	14,890	118-126	24-16	L	4/20	GOLDEN STATE	14,487	123-106	54-27	W
1/30	NEW JERSEY	13,291	120-95	25-16	W	4/22	@SAN ANTONIO	15,910	93-108	54-28	L

*Overtime

89-90 Final Statistics

PLAYER	3 PT																
	G	GS	MIN	FGM-FGA	PCT	FGM-FGA	PCT	FTM-FTA	PCT	OR-DR	REB	AST	PF-DQ	STL	TO	BLK	PTS-AVG
CHAMBERS	81	81	3046	810-1617	.501	24-86	.279	557-647	.861	121-450	571	190	260-1	88	218	47	2201-27.2
K.JOHNSON	74	74	2782	578-1159	.499	8-41	.195	501-598	.838	42-228	270	846	143-0	95	263	14	1665-22.5
HORNAMEK	67	60	2278	483-901	.536	40-98	.408	173-202	.856	86-557	313	337	144-2	117	125	14	1179-17.6
E.JOHNSON	64	4	1811	411-907	.453	70-184	.380	188-205	.917	69-177	246	107	174-4	32	108	10	1081-16.9
MAJERLE	73	23	2244	296-698	.424	19-80	.238	198-260	.762	144-286	430	188	177-5	100	82	32	809-11.1
WEST	82	79	2399	331-530	.625	0-0	—	199-288	.691	212-516	728	45	277-5	36	126	184	861-10.5
GILLIAM	16	7	267	52-121	.430	0-0	—	39-56	.696	26-44	70	8	28-0	6	17	5	143-8.9
MCGEE	14	7	280	42-87	.483	8-23	.348	10-21	.476	11-25	36	16	28-0	8	14	1	102-7.3
RAMBIS(TOT)	74	61	1904	190-373	.509	0-3	.000	82-127	.646	156-369	525	135	208-0	100	104	37	462-6.2
RAMBIS(PHX)	58	45	1456	132-257	.514	0-2	.000	52-72	.722	108-297	405	107	163-0	68	75	27	316-5.4
PERRY	60	18	612	100-195	.513	1-1	1.00	53-90	.589	79-73	152	17	76-0	21	47	22	254-4.2
BATTLE	59	8	729	93-170	.547	1-4	.250	55-82	.671	44-80	124	38	94-2	35	32	11	242-4.1
LANG	74	0	1011	97-174	.557	0-0	—	64-98	.653	83-188	271	21	171-1	22	41	133	258-3.5
GRANT	67	3	678	83-216	.384	3-16	.188	39-59	.661	16-43	59	168	58-0	36	77	1	208-3.1
LEGLER	11	0	83	11-29	.379	0-1	.000	6-6	1.00	4-4	8	6	12-0	2	4	0	28-2.5
MORRISON	36	1	153	23-68	.338	2-7	.286	24-30	.800	7-13	20	11	20-0	2	23	0	72-2.0
WILLIAMS	6	0	26	2-10	.200	0-0	—	1-2	.500	1-0	1	4	0-0	0	5	0	5-0.8
SUNS	82		19855	3544-7139	.496	176-543	.324	2159-2716	.795	1053-2651	3704	2109	1825-20	668	1275	501	9423-114.9
OPPONENTS	82		19855	3528-7588	.465	200-563	.355	1585-2163	.733	1202-2335	3537	2125	2151-33	677	1254	395	8841-107.8

Season Review 90-91

RECORD**55-27**

Following two consecutive trips to the Western Conference Finals and two-straight 50-plus win seasons, expectations of the Suns were high. They did not disappoint as the club finished 55-27.

The Suns took off for Tokyo, Japan, to open the season with two games against Utah. It marked the first time that professional sports teams from the United States played regular season games outside of North America. The Suns and Jazz split the two games.

The Suns set several records versus Denver on November 10. In that game, Head Coach **Cotton Fitzsimmons** won his 700th career game, becoming only the seventh coach in NBA history to achieve that mark. As a team, the Suns set a new NBA record for points in a half, scoring 107 first-half points, and tied the record for points in a non-overtime game with 173 vs. Denver on November 10.

On November 27 in Portland, the Suns defeated the Trail Blazers 123-109, ending a 20-game losing streak in Portland.

Phoenix set another club record with its 13-3 mark in March, the most wins by a Suns team in any month.

Phoenix finished the year with a 32-9 record at home and a 23-18 mark on the road. The 23 road wins eclipsed the record of 22 set during the 1989-90 season. However, the Suns lost in the opening round of the playoffs, 3-1, to Utah.



FRONT ROW: Assistant Coach Scotty Robertson, Assistant Coach Lionel Hollins, Assistant Coach Paul Westphal, Negele Knight, Cedric Ceballos, Dan Majerle, Jeff Hornacek, Kevin Johnson, President/CEO Jerry Colangelo, Head Coach Cotton Fitzsimmons.

BACK ROW: Trainer Joe Proski, Xavier McDaniel, Ed Nealy, Tim Perry, Tom Chambers, Joe Barry Carroll, Andrew Lang, Mark West, Kurt Rambis, Ian Lockhart.

DATE	OPPONENT	ATTEND.	SCORE	REC.	W/L	DATE	OPPONENT	ATTEND.	SCORE	REC.	W/L
11/2	UTAH @ TOKYO	10,111	119-96	1-0	W	1/30	@MIAMI	15,008	115-104	28-14	W
11/3	UTAH @ TOKYO	10,111	101-102	1-1	L	2/1	@PHILADELPHIA	17,611	89-96	28-15	L
11/7	GOLDEN STATE	14,487	129-119	2-1	W	2/3	@DETROIT	21,454	112-97	29-15	W
11/10	DENVER	14,487	173-143	3-1	W	2/5	DENVER	14,487	126-103	30-15	W
11/13	@LA LAKERS	16,512	112-111	4-1	W	2/6	@UTAH	12,616	99-103	30-16	L
11/14	@LA CLIPPERS	11,812	102-108	4-2	L	2/12	LA LAKERS	14,487	99-95	31-16	W
11/16	LA CLIPPERS	14,487	121-110*	5-2	W	2/14	@SAN ANTONIO	15,908	106-97	32-16	W
11/17	@SAN ANTONIO	15,908	114-128	5-3	L	2/16	@HOUSTON	16,611	91-100	32-17	L
11/21	CHICAGO	14,487	109-107	6-3	W	2/19	BOSTON	14,487	109-105	33-17	W
11/23	NEW JERSEY	14,487	114-116	6-4	L	2/20	@LA CLIPPERS	11,068	113-93	34-17	W
11/27	@PORTLAND	12,884	123-109	7-4	W	2/22	@PORTLAND	12,884	106-127	34-18	L
11/29	SEATTLE	14,487	128-110	8-4	W	2/23	@SEATTLE	14,692	120-110	35-18	W
12/1	LA LAKERS	14,487	98-108	8-5	L	2/25	CHARLOTTE	14,487	128-108	36-18	W
12/4	@CHICAGO	18,094	127-155	8-6	L	2/27	ORLANDO	14,487	116-124	36-19	L
12/5	@INDIANA	8,557	121-126	8-7	L	3/1	SACRAMENTO	14,487	112-106	37-19	W
12/7	@NEW JERSEY	11,019	129-110	9-7	W	3/4	@CHARLOTTE	23,901	126-93	38-19	W
12/8	@ORLANDO	15,077	113-109	10-7	W	3/5	@NEW YORK	16,420	107-102	39-19	W
12/11	SACRAMENTO	14,487	113-90	11-7	W	3/7	@ATLANTA	12,184	106-104	40-19	W
12/13	ORLANDO	14,487	125-114	12-7	W	3/8	@WASHINGTON	15,311	117-91	41-19	W
12/15	@DENVER	13,696	142-134	13-7	W	3/10	@MINNESOTA	19,006	123-109	42-19	W
12/18	@DALLAS	17,007	114-95	14-7	W	3/13	PORTLAND	14,487	116-108	43-19	W
12/19	MINNESOTA	14,487	112-96	15-7	W	3/15	HOUSTON	14,487	128-135	43-20	L
12/21	SAN ANTONIO	14,487	128-132*	15-8	L	3/16	ATLANTA	14,487	128-116	44-20	W
12/22	@HOUSTON	14,996	102-122	15-9	L	3/18	INDIANA	14,487	111-103	45-20	W
12/26	DALLAS	14,487	115-88	16-9	W	3/20	@DALLAS	17,007	110-96	46-20	W
12/28	PHILADELPHIA	14,487	115-96	17-9	W	3/22	SEATTLE	14,487	105-111	46-21	L
12/29	MIAMI	14,487	134-95	18-9	W	3/23	@SACRAMENTO	17,014	100-95	47-21	W
1/2	@CLEVELAND	15,808	105-83	19-9	W	3/25	@LA CLIPPERS	12,000	94-106	47-22	L
1/4	@BOSTON	14,890	103-132	19-10	L	3/26	MINNESOTA	14,487	117-95	48-22	W
1/5	@MILWAUKEE	18,633	86-88	19-11	L	3/28	MILWAUKEE	14,487	102-88	49-22	W
1/7	@MINNESOTA	19,006	119-106	20-11	W	4/2	UTAH	14,487	131-117	50-22	W
1/9	CLEVELAND	14,487	113-105	21-11	W	4/4	LA LAKERS	14,487	98-102	50-23	L
1/11	HOUSTON	14,487	114-110	22-11	W	4/5	@GOLDEN STATE	15,025	101-118	50-24	L
1/12	@GOLDEN STATE	15,025	127-118	23-11	W	4/7	@LA LAKERS	17,505	85-93	50-25	L
1/15	WASHINGTON	14,487	127-97	24-11	W	4/9	GOLDEN STATE	14,487	120-106	51-25	W
1/18	DETROIT	14,487	103-102	25-11	W	4/12	DALLAS	14,487	103-91	52-25	W
1/19	@SACRAMENTO	17,014	97-101	25-12	L	4/14	SAN ANTONIO	14,487	101-109	52-26	L
1/22	@PORTLAND	12,884	116-123	25-13	L	4/16	@DENVER	8,298	153-118	53-26	W
1/25	SEATTLE	14,487	128-113	26-13	W	4/17	LA CLIPPERS	14,487	105-100	54-26	W
1/26	NEW YORK	14,487	112-94	27-13	W	4/19	@SEATTLE	12,591	93-104	54-27	L
1/29	@ORLANDO	15,077	112-114	27-14	L	4/21	PORTLAND	14,487	135-118	55-27	W

*Overtime

90-91 Final Statistics

PLAYER	G	GS	MIN	FGM-FGA	PCT	3PT FGM-FGA	PCT	FTM-FTA	PCT	OR-DR	REB	AST	PF-DQ	STL	TO	BLK	PTS-AVG
K.JOHNSON	77	76	2772	591-1145	.516	9-44	.205	519-616	.843	54-217	271	781	174-0	163	269	11	1710-22.2
CHAMBERS	76	75	2475	556-1271	.437	20-73	.274	379-459	.826	104-386	490	194	235-3	65	177	52	1511-19.9
MCDANIEL (TOT)	81	79	2634	590-1186	.497	0-8	.000	193-267	.723	173-384	557	187	264-2	76	184	46	1373-17.0
MCDANIEL (PHX)	66	64	2105	451-896	.503	0-5	.000	144-198	.727	137-339	476	149	214-2	50	144	42	1046-15.8
HORNACEK	80	77	2733	544-1051	.518	61-146	.418	201-224	.897	74-247	321	409	185-1	111	130	16	1350-16.9
MAJERLE	77	7	2281	397-821	.484	30-86	.349	227-298	.762	168-250	418	216	162-0	106	114	40	1051-13.6
E.JOHNSON	15	0	312	88-186	.473	6-21	.286	21-29	.724	16-30	46	17	37-0	9	24	2	203-13.5
CEBALLOS	63	0	730	204-419	.487	1-6	.167	110-166	.663	77-73	150	35	70-0	22	69	5	519-8.2
WEST	82	64	1957	247-382	.647	0-0	—	135-206	.655	171-393	564	37	266-2	32	86	161	629-7.7
BATTLE	16	4	263	38-86	.442	0-2	.000	20-29	.690	21-32	53	15	25-0	19	17	6	96-6.0
KNIGHT	64	6	792	131-308	.425	6-25	.240	71-118	.602	20-51	71	191	83-0	20	76	7	339-5.3
LANG	63	18	1152	109-189	.577	0-1	.000	93-130	.715	113-190	303	27	168-2	17	45	127	311-4.9
PERRY	46	2	587	75-144	.521	0-5	.000	43-70	.614	53-73	126	27	60-1	23	32	43	193-4.2
LOCKHART	1	0	2	1-1	1.000	0-0	—	2-2	1.00	0-0	0	0	0-0	0	0	0	4-4.0
RAMBIS	62	17	900	83-167	.497	0-2	.000	60-85	.706	77-189	266	64	107-1	25	45	11	226-3.6
CARROLL	11	0	96	13-36	.361	0-0	—	11-12	.917	3-21	24	11	18-0	1	12	8	37-3.4
NEALY	55	0	573	45-97	.464	5-16	.313	28-38	.737	44-107	151	36	46-0	24	19	4	123-2.2
SUNS	82		19730	3573-7199	.496	138-432	.319	2064-2680	.770	1132-2598	3730	2209	1850-12	687	1302	535	9348-114.0
OPPONENTS	82		19730	3462-7499	.462	182-584	.312	1705-2244	.760	1185-2298	3483	1972	2059-24	682	1282	463	8811-107.5

Season Review 91-92

RECORD**53-29**


The Suns' 53-29 record marked the fourth-straight year with 50 or more wins. The Suns opened the season with a grueling November in which they went 8-9, but rebounded to go 11-1 in December, 10-6 in January, 7-6 in an injury-plagued February, 12-3 in March and 5-4 in April.

The season included the franchise's 1,000th career win as the Suns became just the 12th franchise in NBA history to reach the 1,000-win plateau and only Milwaukee, Boston, Philadelphia and the Lakers did so in less time. Phoenix's 36-5 home record tied the team's previous best set during the 1978-90 and 1980-81 seasons.

Five Suns players – **Jeff Hornacek, Kevin Johnson, Dan Majerle, Tom Chambers and Tim Perry** – averaged double figure scoring as Phoenix averaged 112.1 points, second in the league.

The Suns completed their 24th and final season at Veterans Memorial Coliseum by setting a new regular season attendance record with sellouts in each of the 41 home games.

The Suns defeated San Antonio, 3-0, in the first round of the playoffs and lost to Portland, 4-1, in the second round. The last NBA game played at Veterans Memorial Coliseum was a 153-151 overtime loss May 11 in Game 4 against Portland. KJ scored 35 points for the Suns while Clyde Drexler pumped in 33 for the Blazers.



FRONT ROW: Strength Coach Robin Pound, Assistant Coach Scotty Robertson, Assistant Coach Lionel Hollins, Assistant Coach Paul Westphal, Negele Knight, Steve Burt, Dan Majerle, Jeff Hornacek, Kevin Johnson, President/CEO Jerry Colangelo, Head Coach Cotton Fitzsimmons, Trainer Joe Proski.

BACK ROW: Ed Nealy, Tim Perry, Tom Chambers, Mark West, Andrew Lang, Jerrod Mustaf, Kurt Rambis, Cedric Ceballos, Assistant Trainer Matt Anderson.

DATE	OPPONENT	ATTEND.	SCORE	REC.	W/L	DATE	OPPONENT	ATTEND.	SCORE	REC.	W/L
11/1	@SEATTLE	12,863	99-95	1-0	W	1/24	@BOSTON	14,890	100-93	27-15	W
11/2	@PORTLAND	12,888	100-76	2-0	W	1/25	@WASHINGTON	11,791	121-115	28-15	W
11/5	INDIANA	14,496	105-111	2-1	L	1/29	NEW JERSEY	14,496	128-95	29-15	W
11/6	@LA CLIPPERS	9,383	87-111	2-2	L	1/31	@UTAH	19,911	116-117*	29-16	L
11/8	LA LAKERS	14,496	113-85	3-2	W	2/1	HOUSTON	14,496	106-92	30-16	W
11/9	@HOUSTON	15,506	95-96	3-3	L	2/3	LA LAKERS	14,496	113-104	31-16	W
11/12	@GOLDEN STATE	15,025	116-119	3-4	L	2/5	CHICAGO	14,496	126-114	32-16	W
11/13	BOSTON	14,496	111-117	3-5	L	2/12	PORTLAND	14,496	97-107	32-17	L
11/15	ATLANTA	14,496	97-113	3-6	L	2/14	@LA CLIPPERS	11,677	97-104	32-18	L
11/16	@DALLAS	17,364	88-91	3-7	L	2/15	WASHINGTON	14,496	124-98	33-18	W
11/19	@LA LAKERS	16,558	95-103	3-8	L	2/17	@SEATTLE	16,144	96-98	33-19	L
11/20	DENVER	14,496	113-97	4-8	W	2/18	@PORTLAND	12,888	116-129	33-20	L
11/22	LA CLIPPERS	14,496	105-97	5-8	W	2/21	@GOLDEN STATE	15,025	115-123	33-21	L
11/26	@SACRAMENTO	17,014	89-104	5-9	L	2/22	LA CLIPPERS	14,496	130-112	34-21	W
11/27	SACRAMENTO	14,496	141-100	6-9	W	2/24	NEW YORK	14,496	104-95	35-21	W
11/29	CHARLOTTE	14,496	131-111	7-9	W	2/26	CLEVELAND	14,496	103-100	36-21	W
11/30	UTAH	14,496	134-125*	8-9	W	2/28	@DALLAS	17,148	107-115	36-22	L
12/3	@MINNESOTA	18,582	101-95	9-9	W	3/1	UTAH	14,496	114-109	37-22	W
12/4	@INDIANA	9,597	114-108	10-9	W	3/3	HOUSTON	14,496	112-107*	38-22	W
12/6	@ORLANDO	15,151	122-105	11-9	W	3/5	SEATTLE	14,496	118-105	39-22	W
12/7	@MIAMI	15,008	109-108	12-9	W	3/7	@SAN ANTONIO	16,057	109-122	39-23	L
12/10	DETROIT	14,496	102-93	13-9	W	3/10	@CLEVELAND	16,719	100-102	39-24	L
12/13	@SAN ANTONIO	16,057	112-107	14-9	W	3/12	@MILWAUKEE	13,587	106-100	40-24	W
12/18	@DENVER	9,802	109-123	14-10	L	3/13	@PHILADELPHIA	16,798	108-104	41-24	W
12/20	SAN ANTONIO	14,496	116-91	15-10	W	3/15	@MINNESOTA	19,006	118-113	42-24	W
12/22	@LA LAKERS	17,505	100-88	16-10	W	3/17	DALLAS	14,496	92-81	43-24	W
12/26	MIAMI	14,496	132-104	17-10	W	3/20	LA CLIPPERS	14,496	101-114	43-25	L
12/28	DALLAS	14,496	121-103	18-10	W	3/21	MINNESOTA	14,496	121-105	44-25	W
12/30	@DETROIT	21,454	110-103	19-10	W	3/25	MILWAUKEE	14,496	132-104	45-25	W
1/2	@ATLANTA	12,215	105-123	19-11	L	3/27	PHILADELPHIA	14,496	117-113	46-25	W
1/4	@CHARLOTTE	23,698	108-113	19-12	L	3/28	@DENVER	17,002	121-101	47-25	W
1/5	@NEW YORK	17,850	104-108*	19-13	L	3/31	PORTLAND	14,496	128-111	48-25	W
1/8	DENVER	14,496	135-114	20-13	W	4/2	GOLDEN STATE	14,496	109-105	49-25	W
1/10	ORLANDO	14,496	118-107	21-13	W	4/3	@UTAH	19,911	94-113	49-26	L
1/11	GOLDEN STATE	14,496	130-118	22-13	W	4/5	@LA LAKERS	17,228	104-109	49-27	L
1/13	MINNESOTA	14,496	131-111	23-13	W	4/7	SACRAMENTO	14,496	103-101	50-27	W
1/15	@SACRAMENTO	17,014	128-111	24-13	W	4/9	@SEATTLE	11,223	104-119	50-28	L
1/17	SACRAMENTO	14,496	134-94	25-13	W	4/11	@GOLDEN STATE	15,025	125-134	50-29	L
1/19	PORTLAND	14,496	132-128*	26-13	W	4/14	SEATTLE	14,496	122-100	51-29	W
1/21	@CHICAGO	18,676	102-108	26-14	L	4/16	SAN ANTONIO	14,496	121-101	52-29	W
1/22	@NEW JERSEY	11,798	104-106	26-15	L	4/18	@HOUSTON	14,302	100-97	53-29	W

*Overtime

91-92 Final Statistics

PLAYER	G	GS	MIN	FGM-FGA	PCT	3 PT FGM-FGA	PCT	FTM-FTA	PCT	OR-DR	REB	AST	PF-DQ	STL	TO	BLK	PTS-AVG
HORNACEK	81	81	3078	635-1240	.512	83-189	.439	279-315	.886	106-301	407	411	218-1	158	170	31	1632-20.1
JOHNSON	78	78	2899	539-1125	.479	10-46	.217	448-555	.807	61-231	292	836	180-0	116	272	23	1536-19.7
MAJERLE	82	15	2853	551-1153	.478	87-228	.382	229-303	.756	148-335	483	274	158-0	131	101	43	1418-17.3
CHAMBERS	69	66	1948	426-989	.431	18-49	.367	258-311	.830	86-315	401	142	196-1	57	103	37	1128-16.3
PERRY	80	69	2483	413-789	.523	3-8	.375	153-215	.712	204-347	551	134	237-2	44	141	116	982-12.3
LANG	81	71	1965	248-475	.522	0-1	.000	126-164	.768	170-376	546	43	306-8	48	87	201	622-7.7
CEBALLOS	64	4	725	176-365	.482	1-6	.167	109-148	.736	60-92	152	50	52-0	16	71	11	462-7.2
WEST	82	11	1436	196-310	.632	0-0	—	109-171	.637	134-238	372	22	239-2	14	82	81	501-6.1
BURTT	31	2	356	74-160	.463	1-6	.167	38-54	.704	10-24	34	59	58-0	16	33	4	187-6.0
KNIGHT	42	1	631	103-217	.475	4-13	.308	33-48	.688	16-30	46	112	58-0	24	58	3	243-5.8
MUSTAF	52	3	545	92-193	.477	0-0	—	49-71	.690	45-100	145	45	59-0	21	51	16	233-4.5
RAMBIS	28	5	381	38-82	.463	0-0	—	14-18	.778	23-83	106	37	46-0	12	25	14	90-3.2
NEALY	52	4	505	62-121	.512	20-50	.400	16-24	.667	25-86	111	37	45-0	16	17	2	160-3.1
SUNS	82		19805	3553-7219	.492	227-596	.381	1861-2397	.776	1088-2558	3646	2202	1852-14	673	1242	582	9194-112.1
OPPONENTS	82		19805	3429-7477	.459	180-586	.307	1669-2207	.756	1218-2345	3563	1909	1931-11	659	1258	493	8707-106.2

Season Review 92-93

RECORD**62-20**

The Suns had high expectations going into their 25th Anniversary season in the new America West Arena. Bolstered by a June 17, 1992, trade for **Charles Barkley** which sent **Jeff Hornacek**, **Andrew Lang** and **Tim Perry** to Philadelphia, Phoenix led the NBA with a franchise-record 62 wins. Phoenix also acquired veteran guard **Danny Ainge** and elevated **Paul Westphal** to head coach.


Westphal became the winningest rookie coach in NBA history and Barkley went on to become the first Phoenix player to be named NBA MVP.

The Suns began the season without **Kevin Johnson**, who missed 31 games due to injury. However, the Suns had a perfect December as Phoenix tied the NBA's third-best mark for a month with a 14-0 record.

At the All-Star Game, Phoenix was represented by the West's leading vote-getter Barkley and reserve **Dan Majerle**, as well as Westphal and his staff who led the West to victory.

Barkley averaged 25.6 points and 12.2 rebounds and led the Suns to their second Pacific Division title. The club led the NBA in scoring (113.4), broke the NBA record for three-pointers made (398) and set a franchise home attendance record (779,943). **Jerry Colangelo** was named NBA Executive of the Year for an unprecedented fourth time.

Down 0-2 against the L.A. Lakers in the first round of the playoffs, the Suns became the first team in history to come back and win 3-2. The Suns downed Seattle in seven games to earn a trip to the NBA Finals against Chicago. Phoenix lost the first two games at home, but won two of the next three in Chicago, including Game 3, a triple-overtime affair that saw Majerle tie an NBA Finals record with six three-pointers and KJ set an NBA Finals record with 62 total minutes played. But the Suns came up short as John Paxson buried a three-pointer with 3.9 seconds remaining in Game 6 in Phoenix to give the Bulls a 4-2 series win and their third-straight NBA Championship.



FRONT ROW: Assistant Coach Scotty Robertson, Assistant Coach Lionel Hollins, Head Coach Paul Westphal, Negele Knight, Frank Johnson, Charles Barkley, Danny Ainge, Kevin Johnson, President/CEO Jerry Colangelo, Senior Executive VP Cotton Fitzsimmons, Video Coach Garrick Barr, Trainer Joe Proski.

BACK ROW: Strength Coach Robin Pound, Cedric Ceballos, Tim Kempton, Jerrod Mustaf, Tom Chambers, Mark West, Oliver Miller, Richard Dumas, Dan Majerle, Assistant Trainer Matt Anderson.

DATE	OPPONENT	ATTEND.	SCORE	REC.	W/L	DATE	OPPONENT	ATTEND.	SCORE	REC.	W/L
11/7	LA CLIPPERS	19,023	111-105	1-0	W	2/5	LA LAKERS	19,023	132-104	33-9	W
11/10	@PORTLAND	12,888	89-100	1-1	L	2/7	ORLANDO	19,023	121-105	34-9	W
11/12	@UTAH	19,911	102-91	2-1	W	2/10	LA CLIPPERS	19,023	122-100	35-9	W
11/14	@MINNESOTA	19,006	108-101	3-1	W	2/11	@GOLDEN STATE	15,025	122-100	36-9	W
11/16	SEATTLE	19,023	117-108	4-1	W	2/13	@SEATTLE	14,812	95-94	36-10	L
11/18	SACRAMENTO	19,023	127-111	5-1	W	2/16	BOSTON	19,023	110-97	37-10	W
11/21	@LA CLIPPERS	14,419	107-111	5-2	L	2/18	ATLANTA	19,023	131-119	38-10	W
11/22	CHICAGO	19,023	111-128	5-3	L	2/23	@SAN ANTONIO	16,057	105-103	39-10	W
11/25	PORTLAND	19,023	121-117	6-3	W	2/25	@HOUSTON	16,611	104-131	39-11	L
11/27	GOLDEN STATE	19,023	121-107	7-3	W	2/26	UTAH	19,023	113-106	40-11	W
11/28	@GOLDEN STATE	15,025	131-134	7-4	L	2/28	CLEVELAND	19,023	94-101	40-12	L
12/1	CHARLOTTE	19,023	109-90	8-4	W	3/2	@PORTLAND	12,888	97-102	40-13	L
12/4	LA LAKERS	19,023	103-93	9-4	W	3/3	PHILADELPHIA	19,023	125-115	41-13	W
12/6	@MILWAUKEE	16,646	122-112	10-4	W	3/5	SACRAMENTO	19,023	130-122	42-13	W
12/8	@NEW JERSEY	16,514	105-100	11-4	W	3/6	@DALLAS	17,502	109-102	43-13	W
12/9	@CHARLOTTE	23,698	110-101	12-4	W	3/9	@SACRAMENTO	17,317	128-108	44-13	W
12/11	@ORLANDO	15,151	108-107	13-4	W	3/10	GOLDEN STATE	19,023	111-100	45-13	W
12/12	@MIAMI	15,008	122-118	14-4	W	3/12	DALLAS	19,023	116-98	46-13	W
12/15	WASHINGTON	19,023	125-110	15-4	W	3/13	NEW JERSEY	19,023	93-124	46-14	L
12/18	@LA LAKERS	16,734	116-100	16-4	W	3/17	PORTLAND	19,023	129-111	47-14	W
12/22	GOLDEN STATE	19,023	106-104	17-4	W	3/19	DETROIT	19,023	127-97	48-14	W
12/23	@DENVER	17,022	111-96	18-4	W	3/21	INDIANA	19,023	108-109	48-15	L
12/26	SEATTLE	19,023	113-110	19-4	W	3/23	NEW YORK	19,023	121-92	49-15	W
12/27	DENVER	19,023	129-88	20-4	W	3/24	@LA LAKERS	17,505	120-105	50-15	W
12/30	HOUSTON	19,023	133-110	21-4	W	3/26	MILWAUKEE	19,023	109-103	51-15	W
1/3	@SAN ANTONIO	16,057	113-114*	21-5	L	3/28	@PHILADELPHIA	18,168	110-100	52-15	W
1/5	@HOUSTON	13,755	106-104	22-5	W	3/30	@CHICAGO	18,676	113-109	53-15	W
1/7	@DALLAS	13,760	111-107	23-5	W	4/2	@BOSTON	14,890	118-114	54-15	W
1/12	@SEATTLE	14,812	113-122	23-6	L	4/4	@INDIANA	16,530	110-100	55-15	W
1/14	@SACRAMENTO	17,317	114-104	24-6	W	4/6	LA LAKERS	19,023	115-114	56-15	W
1/15	MIAMI	19,023	107-99	25-6	W	4/8	@SACRAMENTO	17,317	123-114	57-15	W
1/18	@NEW YORK	19,763	103-106	25-7	L	4/9	DENVER	19,023	98-97	58-15	W
1/20	@CLEVELAND	20,273	119-123	25-8	L	4/11	UTAH	19,023	112-99	59-15	W
1/22	@WASHINGTON	18,756	122-115	26-8	W	4/12	@LA CLIPPERS	15,989	104-111	59-16	L
1/23	@ATLANTA	16,531	110-91	27-8	W	4/14	MINNESOTA	19,023	98-84	60-16	W
1/25	@DETROIT	21,454	121-119	28-8	W	4/16	SEATTLE	19,023	102-108	60-17	L
1/27	@MINNESOTA	18,503	117-116*	29-8	W	4/17	@UTAH	19,911	101-110	60-18	L
1/29	SAN ANTONIO	19,023	125-110	30-8	W	4/19	HOUSTON	19,023	97-111	60-19	L
1/30	DALLAS	19,023	126-105	31-8	W	4/22	@PORTLAND	12,888	115-114	61-19	W
2/2	@LA CLIPPERS	15,989	108-112	31-9	L	4/24	SAN ANTONIO	19,023	99-97	62-19	W
2/3	MINNESOTA	19,023	122-102	32-9	W	4/25	@DENVER	17,022	118-120	62-20	L

*Overtime

92-93 Final Statistics

PLAYER	G	GS	MIN	FGM-FGA	PCT	3PT FGM-FGA	PCT	FTM-FTA	PCT	OR-DR	REB	AST	PF-DQ	STL	TO	BLK	PTS-AVG
BARKLEY	76	76	2859	716-1376	.520	67-220	.305	445-582	.765	237-691	928	385	196-0	119	233	74	1944-25.6
MAJERLE	82	82	3199	509-1096	.464	167-438	.381	203-261	.778	120-263	383	311	180-0	138	133	33	1388-16.9
K. JOHNSON	49	47	1643	282-565	.499	1-8	.125	226-276	.819	30-74	104	384	100-0	85	151	19	791-16.1
DUMAS	48	32	1320	302-576	.524	1-3	.333	152-215	.707	100-123	223	60	127-0	85	92	39	757-15.8
CEBALLOS	74	46	1607	381-662	.576	0-2	.000	187-258	.725	172-236	408	77	103-1	54	106	28	949-12.8
CHAMBERS	73	0	1723	320-716	.447	11-28	.393	241-288	.837	96-249	345	101	212-43	43	92	23	892-12.2
AINGE	80	0	2163	337-730	.462	150-372	.403	123-145	.848	49-165	214	260	175-3	69	113	8	947-11.8
KNIGHT	52	35	888	124-317	.391	0-7	.000	67-86	.779	28-36	64	145	66-1	23	73	4	315-6.1
MILLER	56	1	1069	121-255	.475	0-3	.000	71-100	.710	70-205	275	118	145-0	38	108	100	313-5.6
WEST	82	82	1558	175-285	.614	0-0	—	86-166	.518	153-305	458	29	243-3	16	93	103	436-5.3
MUSTAF	32	9	336	57-130	.438	0-1	.000	33-53	.623	29-54	83	10	40-0	14	22	11	147-4.6
F. JOHNSON	77	0	1122	136-312	.436	1-12	.083	59-76	.776	41-72	113	186	112-0	60	80	8	332-4.3
STIVRINS (TOT)	19	0	76	19-39	.487	0-2	.000	3-4	.750	7-12	19	3	11-0	2	7	2	41-2.2
STIVRINS (PHX)	10	0	35	11-18	.611	0-1	.000	0-0	—	2-6	8	1	7-0	1	5	1	22-2.2
KEMPTON	30	0	167	19-48	.396	0-0	—	18-31	.581	12-27	39	19	30-0	4	16	4	56-1.9
RAMBIS	5	0	41	4-7	.571	0-0	—	1-2	.500	2-4	6	1	3-0	3	6	0	9-1.8
SUNS	82		19730	3494-7093	.493	398-1095	.363	1912-2539	.753	1141-2510	3651	2087	1739-10	752	1359	455	9298-113.4
OPPONENTS	82		19730	3500-7307	.479	250-750	.333	1502-2078	.723	1118-2316	3434	2107	2041-24	708	1328	512	8752-106.7

Season Review 93-94

RECORD**56-26**

The Suns added veterans **A.C. Green** and **Joe Kleine** to their Western Conference Championship team, but battled injuries throughout the season. Despite losing 211 player games to injury and illness the Suns posted a 56-26 record, the fifth best overall mark in the NBA. The Suns posted an impressive 13-2 record in December, but the team's fortunes took a drastic turn for the worse in January. After playing the first two months of the season virtually injury-free, the Suns top two players, **Kevin Johnson** and **Charles Barkley**, went down with injuries. Johnson missed 15 games from January 5 to February 6 with a sprained right ankle and a bout with chicken pox. Barkley suffered a torn quadriceps tendon in his right knee, January 7, at Minnesota and missed the next 17 contests. The team struggled to a 7-8 mark, their first losing month since November 1991.

Cedric Ceballos, who returned to the lineup after missing the first 29 games, led the team during January and had two 40-point nights in a three-game stretch. Green averaged 19.3 points and led the team with 11.4 rebounds. Phoenix bounced back to capture an 8-4 mark in February. KJ, Barkley and **Danny Ainge** all returned to the lineup. KJ played in his third All-Star Game while Barkley, the league's leading vote-getter in balloting, was unable to play due to injury.

The Suns' march to the playoffs included a seven-game win streak. KJ had an impressive April, including a Suns record 25 assists in a win over San Antonio on April 6. The Suns beat Golden State 3-0 in the first round. In Game 3, Barkley scored 56 points, the third highest total ever in an NBA playoff game. After overcoming a 20-point fourth quarter deficit to take Game 1, the Suns again came from behind to win Game 2 of their second-round matchup against Houston. But, the eventual champion Rockets were too tough, and battled back to take the series 4-3.



FRONT ROW: Assistant Coach Scotty Robertson, Assistant Coach Lionel Hollins, Head Coach Paul Westphal, Duane Cooper, Frank Johnson, Charles Barkley, Danny Ainge, Kevin Johnson, Elliot Perry, Video Coach Garrick Barr, NBA Scout Todd Quinter, Senior Executive VP Cotton Fitzsimmons, Trainer Joe Proski.

BACK ROW: Strength Coach Robin Pound, Cedric Ceballos, A.C. Green, Jerrod Mustaf, Joe Kleine, Mark West, Malcolm Mackey, Oliver Miller, Dan Majerle, Assistant Trainer Aaron Nelson.

DATE	OPPONENT	ATTEND.	SCORE	REC.	W/L	DATE	OPPONENT	ATTEND.	SCORE	REC.	W/L
11/5	@LA LAKERS	17,505	108-116	0-1	L	2/1	LA CLIPPERS	19,023	108-106	29-13	W
11/7	SACRAMENTO	19,023	132-110	1-1	W	2/3	@PORTLAND	12,888	105-126	29-14	L
11/9	@LA CLIPPERS	12,112	114-99	2-1	W	2/6	CHICAGO	19,023	89-88	30-14	W
11/10	SAN ANTONIO	19,023	101-93	3-1	W	2/8	@LA LAKERS	12,100	104-107	30-15	L
11/13	@HOUSTON	16,611	95-99	3-2	L	2/9	MINNESOTA	19,023	111-106	31-15	W
11/16	@GOLDEN STATE	15,025	116-104	4-2	W	2/16	PORTLAND	19,023	126-100	32-15	W
11/19	PORTLAND	19,023	118-109	5-2	W	2/18	LA LAKERS	19,023	113-96	33-15	W
11/20	CLEVELAND	19,023	112-96	6-2	W	2/19	@HOUSTON	16,611	88-106	33-16	L
11/24	DENVER	19,023	130-97	7-2	W	2/21	SACRAMENTO	19,023	112-86	34-16	W
11/27	UTAH	19,023	120-98	8-2	W	2/24	@MINNESOTA	18,174	120-101	35-16	W
11/30	@CHICAGO	18,676	113-132	8-3	L	2/25	@UTAH	19,911	87-107	35-17	L
12/2	@DETROIT	21,454	102-101	9-3	W	2/27	NEW YORK	19,023	92-78	36-17	W
12/3	@NEW JERSEY	20,049	104-103	10-3	W	3/3	@GOLDEN STATE	15,025	107-120	36-18	L
12/5	@MILWAUKEE	18,255	117-98	11-3	W	3/4	MINNESOTA	19,023	106-101	37-18	W
12/9	WASHINGTON	19,023	114-95	12-3	W	3/6	UTAH	19,023	92-103	37-19	L
12/11	@DALLAS	17,502	114-103	13-3	W	3/8	@CHARLOTTE	23,698	89-97	37-20	L
12/13	MILWAUKEE	19,023	112-104	14-3	W	3/9	@WASHINGTON	18,223	142-106	38-20	W
12/15	GOLDEN STATE	19,023	110-104	15-3	W	3/11	@MIAMI	15,200	122-107	39-20	W
12/17	ORLANDO	19,023	101-104	15-4	L	3/13	@ORLANDO	15,291	100-93	40-20	W
12/18	LA CLIPPERS	19,023	116-109	16-4	W	3/15	@CLEVELAND	20,273	119-106	41-20	W
12/20	INDIANA	19,023	102-94	17-4	W	3/16	@INDIANA	16,587	98-109	41-21	L
12/21	@DENVER	17,171	95-121	17-5	L	3/18	DETROIT	19,023	113-114	41-22	L
12/23	@SEATTLE	14,813	87-86	18-5	W	3/19	NEW JERSEY	19,023	105-93	42-22	W
12/25	HOUSTON	19,023	111-91	19-5	W	3/22	MIAMI	19,023	124-118*	43-22	W
12/27	BOSTON	19,023	118-102	20-5	W	3/24	@SEATTLE	14,813	106-116	43-23	L
12/30	PHILADELPHIA	19,023	119-107	21-5	W	3/25	DALLAS	19,023	99-94	44-23	W
1/4	SEATTLE	19,023	106-112	21-6	L	3/27	HOUSTON	19,023	113-98	45-23	W
1/5	@UTAH	19,911	107-91	22-6	W	3/31	@LA CLIPPERS	16,005	117-102	46-23	W
1/7	@MINNESOTA	19,006	110-103	23-6	W	4/1	ATLANTA	19,023	93-87	47-23	W
1/9	GOLDEN STATE	19,023	122-107	24-6	W	4/3	DENVER	19,023	108-98	48-23	W
1/11	CHARLOTTE	19,023	93-95	24-7	L	4/5	@PORTLAND	12,888	113-135	48-24	L
1/13	@SAN ANTONIO	34,027	88-107	24-8	L	4/6	SAN ANTONIO	19,023	107-95	49-24	W
1/15	@SACRAMENTO	17,317	119-103	25-8	W	4/8	@SACRAMENTO	17,317	101-104	49-25	L
1/17	@GOLDEN STATE	15,025	99-104	25-9	L	4/10	@SEATTLE	14,813	108-111	49-26	L
1/18	DALLAS	19,023	113-103	26-9	W	4/12	@DENVER	17,171	107-102	50-26	W
1/20	@LA LAKERS	14,741	102-107	26-10	L	4/13	LA LAKERS	19,023	117-88	51-26	W
1/22	PORTLAND	19,023	118-117	27-10	W	4/16	SAN ANTONIO	35,845	96-95	52-26	W
1/25	@NEW YORK	19,763	96-98	27-11	L	4/18	@DALLAS	13,931	106-97	53-26	W
1/26	@ATLANTA	14,689	107-116	27-12	L	4/19	SEATTLE	19,023	122-116	54-26	W
1/28	@PHILADELPHIA	18,168	108-103	28-12	W	4/22	LA CLIPPERS	19,023	127-121	55-26	W
1/30	@BOSTON	14,890	94-106	28-13	L	4/23	SACRAMENTO	19,023	101-100	56-26	W

*Overtime

93-94 Final Statistics

PLAYER	G	GS	MIN	FGM-FGA	PCT	3PT FGM-FGA	PCT	FTM-FTA	PCT	OR-DR	REB	AST	PF-DQ	STL	TO	BLK	PTS-AVG
BARKLEY	65	65	2298	518-1046	.495	48-178	.270	318-452	.704	198-529	727	296	160-1	101	206	37	1402-21.6
K. JOHNSON	67	67	2449	477-980	.487	6-27	.222	380-464	.819	55-112	167	637	127-1	125	235	10	1340-20.0
CEBALLOS	53	43	1602	425-795	.535	0-9	.000	160-221	.724	153-191	344	91	124-0	59	93	23	1010-19.1
MAJERLE	80	76	3207	476-1138	.418	192-503	.382	176-238	.739	120-229	349	275	153-0	129	137	43	1320-16.5
GREEN	82	55	2825	465-926	.502	8-35	.229	266-362	.735	275-478	753	137	143-0	70	100	38	1204-14.7
MILLER	69	30	1786	277-455	.609	2-9	.222	80-137	.584	140-336	476	244	230-1	83	164	156	636-9.2
AINGE	68	1	1555	224-537	.417	80-244	.328	78-94	.830	28-103	131	180	140-0	57	81	8	606-8.9
WEST	82	50	1236	162-286	.566	0-0	—	58-116	.500	112-183	295	33	214-4	31	74	109	382-4.7
F. JOHNSON	70	5	875	134-299	.448	2-12	.167	54-69	.783	29-53	82	148	120-0	41	65	1	324-4.6
PERRY	27	9	432	42-113	.372	0-3	.000	21-28	.750	12-27	39	125	36-0	25	43	1	105-3.9
KLEINE	74	4	848	125-256	.488	5-11	.455	30-39	.769	50-143	193	45	118-1	14	35	19	285-3.9
COURTNEY	33	1	168	40-78	.513	0-0	—	23-32	.719	14-13	27	9	23-0	3	10	6	103-3.1
MUSTAF	33	2	196	30-84	.357	0-0	—	13-22	.591	20-35	55	8	29-0	4	10	5	73-2.2
COOPER	23	2	136	18-41	.439	1-7	.143	11-15	.733	2-7	9	28	12-0	3	20	0	48-2.1
KNIGHT	1	0	8	1-4	.250	0-0	—	0-0	—	0-0	0	1	0-0	0	0	1	2-2.0
MACKEY	22	0	69	14-37	.378	0-2	.000	4-8	.500	12-12	24	1	9-0	0	2	3	32-1.5
HENRY	4	0	15	1-5	.200	0-2	.000	2-4	.500	0-2	2	4	1-0	0	1	0	4-1.0
SUNS	82		19705	3429-7080	.484	344-1042	.330	1674-2301	.728	1220-2453	3673	2261	1639-8	745	1305	460	8876-108.2
OPPONENTS	82		19705	3379-7135	.474	283-863	.328	1438-1998	.720	1086-2247	3333	2154	1870-16	748	1254	437	8479-103.4

Season Review 94-95

RECORD**59-23**

A flurry of offseason activity brought free agents **Danny Manning** and **Wayman Tisdale** to a talent-laden roster as six current or former All-Stars suited up. While the team appeared ready to take their final step toward an NBA title, injuries plagued the club early and often. **Charles Barkley** strained an abdominal muscle during preseason and missed the first 11 games. **Kevin Johnson** sat out 35 games during the year with leg injuries. Most damaging was the season-ending knee injury Manning suffered February 6, after averaging 17.9 points and 6.0 rebounds in 46 games.

Rookie **Wesley Person**, **Elliot Perry** and **Dan Majerle** enabled the Suns to withstand the injury firestorm and hold the NBA's top mark (38-10) at the break. Person earned a place on the NBA's All-Rookie Second Team. Perry finished second in voting for the NBA's Most Improved Player award, while Majerle became the first reserve to be voted to start on an All-Star team.

Majerle, Barkley and the rest of the West team were coached to a win by Suns Head Coach **Paul Westphal** at the 45th annual All-Star Game at America West Arena.

The Suns won eight of their last nine games to capture their third Pacific Division title and earn the second seed in the playoffs.

The Suns swept Portland, 3-0, setting up a rematch with Houston. Gaining momentum in the second round, the Suns took a 3-1 lead in the best-of-seven-game series. But the defending champions refused to give up and battled back to win three-straight, including an overtime victory in Game 5 and a one-point win in Game 7, on their way to a second-straight NBA championship.



FRONT ROW: Assistant Coach Scotty Robertson, Assistant Coach Lionel Hollins, Head Coach Paul Westphal, Trevor Ruffin, Wesley Person, Charles Barkley, Danny Ainge, Kevin Johnson, Elliot Perry, Video Coach Garrick Barr, NBA Scout Todd Quinter, Trainer Joe Proski.

BACK ROW: Strength Coach Robin Pound, Aaron Swinson, A.C. Green, Wayman Tisdale, Joe Kleine, Dan Schayes, Danny Manning, Antonio Lang, Dan Majerle, Assistant Trainer Aaron Nelson, Equipment Manager Rich Howell.

DATE	OPPONENT	ATTEND.	SCORE	REC.	W/L	DATE	OPPONENT	ATTEND.	SCORE	REC.	W/L	
11/4	@SACRAMENTO	17,317	89-107	0-1	L	1/29	@NEW YORK	19,763	88-107	33-9	L	
11/6	MIAMI	19,023	119-107	1-1	W	1/30	@CLEVELAND	20,562	89-82	34-9	W	
11/9	ATLANTA	19,023	106-102	2-1	W	2/1	LA LAKERS	19,023	118-109	35-9	W	
11/11	SEA. @TACOMA	16,352	123-129	2-2	L	2/3	CHICAGO	19,023	110-100	36-9	W	
11/12	LAC @ ANAHEIM	18,018	108-101	3-2	W	2/5	HOUSTON	19,023	100-124	36-10	L	
11/15	@PORTLAND	12,888	96-93	4-2	W	2/7	@DALLAS	17,502	114-113	37-10	W	
11/16	MINNESOTA	19,023	105-90	5-2	W	2/8	@UTAH	19,911	108-104	38-10	W	
11/18	PORTLAND	19,023	124-111	6-2	W	45th All-Star Game @ America West Arena (Feb. 12)						
11/21	@UTAH	19,911	91-106	6-3	L	2/15	PORTLAND	19,023	120-113*	39-10	W	
11/23	LA CLIPPERS	19,023	140-109	7-3	W	2/17	GOLDEN STATE	19,023	128-139*	39-11	L	
11/26	SAN ANTONIO	19,023	111-108	8-3	W	2/19	UTAH	19,023	110-107	40-11	W	
11/27	NEW JERSEY	19,023	115-110	9-3	W	2/21	BOSTON	19,023	121-129	40-12	L	
11/29	@MILWAUKEE	14,564	123-106	10-3	W	2/22	@SAN ANTONIO	34,215	100-105	40-13	L	
11/30	@CHICAGO	22,414	105-118	10-4	L	2/24	LA CLIPPERS	19,023	118-106	41-13	W	
12/2	@BOSTON	14,890	107-102	11-4	W	2/26	CHARLOTTE	19,023	103-92	42-13	W	
12/3	@DETROIT	21,454	97-107	11-5	L	2/28	@LA CLIPPERS	13,137	99-110	42-14	L	
12/6	@WASHINGTON	POSTPONED-UNSAFE CONDITIONS (MADE UP 4/6)					3/1	@LA LAKERS	17,505	101-93	43-14	W
12/8	@NEW JERSEY	20,049	133-106	12-5	W	3/3	SEATTLE	19,023	122-118*	44-14	W	
12/10	@MINNESOTA	18,161	103-89	13-5	W	3/5	@GOLDEN STATE	15,025	122-112	45-14	W	
12/12	GOLDEN STATE	19,023	90-84	14-5	W	3/7	@HOUSTON	15,511	113-102	46-14	W	
12/14	SEATTLE	19,023	111-93	15-5	W	3/10	INDIANA	19,023	97-112	46-15	L	
12/16	NEW YORK	19,023	106-85	16-5	W	3/12	GOLDEN STATE	19,023	117-124*	46-16	L	
12/17	SACRAMENTO	19,023	109-98	17-5	W	3/14	DETROIT	19,023	116-109	47-16	W	
12/19	WASHINGTON	19,023	113-102	18-5	W	3/16	@CHARLOTTE	23,698	108-105	48-16	W	
12/22	@HOUSTON	16,611	106-114	18-6	L	3/18	@ATLANTA	16,378	117-122	48-17	L	
12/23	DENVER	19,023	126-110	19-6	W	3/19	@MIAMI	15,200	121-117*	49-17	W	
12/26	DALLAS	19,023	139-113	20-6	W	3/21	@ORLANDO	16,010	102-126	49-18	L	
12/27	@DALLAS	17,502	119-118	21-6	W	3/24	HOUSTON	19,023	97-99	49-19	L	
12/30	LA LAKERS	19,023	112-127	21-7	L	3/28	UTAH	19,023	102-111	49-20	L	
1/3	@SACRAMENTO	17,317	108-100	22-7	W	3/30	@SACRAMENTO	17,317	113-96	50-20	W	
1/4	PHILADELPHIA	19,023	127-122	23-7	W	3/31	MINNESOTA	19,023	106-96	51-20	W	
1/7	@DENVER	17,171	109-100	24-7	W	4/2	@SAN ANTONIO	35,888	106-109	51-21	L	
1/9	MILWAUKEE	19,023	119-102	25-7	W	4/4	@GOLDEN STATE	15,025	114-122	51-22	L	
1/11	@LA LAKERS	17,505	118-108	26-7	W	4/6	@WASHINGTON	18,756	127-123	52-22	W	
1/12	CLEVELAND	19,023	96-107	26-8	L	4/9	@PORTLAND	12,888	104-94	53-22	W	
1/14	@LA CLIPPERS	10,693	134-108	27-8	W	4/11	@SEATTLE	18,036	96-90	54-22	W	
1/17	DENVER	19,023	129-113	28-8	W	4/12	SAN ANTONIO	19,023	115-111	55-22	W	
1/19	@PORTLAND	12,888	122-115	29-8	W	4/14	@DENVER	17,171	87-102	55-23	L	
1/22	ORLANDO	19,023	111-110*	30-8	W	4/15	LA LAKERS	19,023	119-114	56-23	W	
1/24	@MINNESOTA	14,377	100-85	31-8	W	4/18	SACRAMENTO	19,023	111-101	57-23	W	
1/26	@INDIANA	16,698	92-86	32-8	W	4/21	DALLAS	19,023	110-99	58-23	W	
1/27	@PHILADELPHIA	18,168	108-107	33-8	W	4/23	SEATTLE	19,023	105-100	59-23	W	

*Overtime

94-95 Final Statistics

PLAYER	G	GS	MIN	3 PT				FTM-FTA	PCT	OR-DR	REB	AST	PF-DQ	STL	TO	BLK	PTS-AVG
				FGM-FGA	PCT	FGM-FGA	PCT										
BARKLEY	68	66	2382	554-1141	.486	74-219	.338	379-507	.748	203-553	756	276	201-3	110	150	45	1561-23.0
MANNING	46	19	1510	340-622	.547	6-21	.286	136-202	.673	97-179	276	154	176-1	41	121	57	822-17.9
MAJERLE	82	46	3091	438-1031	.425	199-548	.363	206-282	.730	104-271	375	340	155-0	96	105	38	1281-15.6
JOHNSON	47	35	1352	246-523	.470	4-26	.154	234-289	.810	32-83	115	360	88-0	47	105	18	730-15.5
GREEN	82	52	2687	311-617	.504	43-127	.339	251-343	.732	194-475	669	127	146-0	55	114	31	916-11.2
PERSON	78	56	1800	309-638	.484	116-266	.436	80-101	.792	67-134	201	105	149-0	48	79	24	814-10.4
TISDALE	65	13	1276	278-574	.484	0-0	—	94-122	.770	83-164	247	45	190-3	29	64	27	650-10.0
PERRY	82	51	1977	306-588	.520	25-60	.417	158-195	.810	51-100	151	394	142-0	156	163	4	795-9.7
AINGE	74	1	1374	194-422	.460	78-214	.364	105-130	.808	25-84	109	210	155-1	46	79	7	571-7.7
DUMAS	15	1	167	37-73	.507	0-1	.000	8-16	.500	18-11	29	7	22-0	10	9	2	82-5.5
RUFFIN	49	1	319	84-197	.426	38-99	.384	27-38	.711	8-15	23	48	52-0	14	47	2	233-4.8
SCHAYES	69	27	823	126-248	.508	1-1	1.00	50-69	.725	57-151	208	89	170-0	20	64	37	303-4.4
KLEINE	75	42	968	119-265	.449	0-2	.000	42-49	.857	82-177	259	39	174-2	114	35	18	280-3.7
WINSON	9	0	51	10-18	.556	0-0	—	4-5	.800	3-5	8	3	8-0	1	5	0	24-2.7
LANG	12	0	53	4-10	.400	0-0	—	3-4	.750	3-1	4	1	11-0	0	5	2	11-0.9
SUNS	82		19830	3356-6967	.482	584-1584	.369	1777-2352	.756	1027-2403	3430	2198	1839-10	687	1167	312	9073-110.6
OPPONENTS	82		19830	3320-6963	.477	525-1544	.340	1590-2138	.744	1038-2431	3469	2149	2026-22	658	1285	391	8755-106.8

Season Review 95-96

RECORD

41-41

Several outstanding individual performances and historical milestones highlighted the season, most notably **Charles Barkley** becoming the 10th player in NBA history to reach the 20,000 point-10,000 rebound level (Feb. 19 vs. Vancouver).

The Suns failed to win 50 or more games for the first time since 1987-88 and endured 26 lineup changes and 296 games missed due to injury/illness.

At the start of training camp, the Suns acquired **John "Hot Rod" Williams** from Cleveland for **Dan Majerle**, **Antonio Lang** and a conditional first-round draft pick. On January 16, **Cotton Fitzsimmons** replaced **Paul Westphal** as head coach and guided the team to a 27-22 record in his third stint at the Suns helm.

Danny Manning missed the first 42 games recovering from a torn anterior cruciate ligament in his left knee, but played in 33 of the remaining 40 and averaged 13.4 points and 4.3 rebounds. Barkley averaged 23.2 points and 11.6 rebounds, his best averages since earning the league MVP award in 1993. He was also Player of the Month for February. **Kevin Johnson**, the NBA's Player of the Week (April 7), overcame early-season injuries that forced him to miss 26 games and averaged 18.7 points and 9.2 assists.

Michael Finley, who was named to the NBA All-Rookie First Team, became the first Suns rookie since **Walter Davis** to score 1,000 points. **A.C. Green** completed his ninth-straight season without missing a game and pushed his consecutive games played streak to 813, third in NBA history.

The Suns were the No. 7 seed in the West and were without Finley, who suffered a sprained left ankle in the final quarter of the season finale at Houston. For the first time since 1991, the Suns lost in the first round, as San Antonio scored a 3-1 series win.



FRONT ROW: Head Coach Cotton Fitzsimmons, Assistant Coach Donn Nelson, Assistant Coach Paul Silas, Terrence Rencher, Wesley Person, Charles Barkley, Michael Finley, Kevin Johnson, Elliot Perry, Equipment Manager Rich Howell, Assistant Trainer Aaron Nelson, Trainer Joe Proski.

BACK ROW: Strength Coach Robin Pound, Chris Carr, Wayman Tisdale, A.C. Green, Joe Kleine, John Coker, John Williams, Mario Bennett, Danny Manning, Video Coach Garrick Barr, NBA Scout Todd Quinter.

DATE	OPPONENT	ATTEND.	SCORE	REC.	W/L	DATE	OPPONENT	ATTEND.	SCORE	REC.	W/L
11/3	@LA CLIPPERS	13,281	106-112	0-1	L	1/31	@ATLANTA	13,350	120-84	19-23	W
11/5	HOUSTON	19,023	104-106	0-2	L	2/2	@CLEVELAND	20,562	85-107	19-24	L
11/7	@NEW YORK	19,763	102-94	1-2	W	2/4	@WASHINGTON	18,756	123-115*	20-24	W
11/8	@BOSTON	17,848	109-113	1-3	L	2/6	CHICAGO	19,023	106-96	21-24	W
11/10	@TORONTO	25,207	112-108	2-3	W	2/8	NEW JERSEY	19,023	107-102	22-24	W
11/12	GOLDEN STATE	19,023	112-109	3-3	W	2/13	SEATTLE	19,023	98-102	22-25	L
11/15	DENVER	19,023	127-137***	3-4	L	2/15	@PORTLAND	21,118	96-84	23-25	W
11/17	@SACRAMENTO	17,317	96-105	3-5	L	2/16	@SEATTLE	17,072	99-117	23-26	L
11/18	PORTLAND	19,023	107-102	4-5	W	2/19	VANCOUVER	19,023	98-94*	24-26	W
11/22	ATLANTA	19,023	117-112	5-5	W	2/21	BOSTON	19,023	120-107	25-26	W
11/25	LA LAKERS	19,023	114-113	6-5	W	2/23	TORONTO	19,023	110-105	26-26	W
11/27	UTAH	19,023	105-114	6-6	L	2/25	NEW YORK	19,023	113-105	27-26	W
11/29	@LA LAKERS	13,484	96-107	6-7	L	2/26	@UTAH	19,911	87-110	27-27	L
12/1	MINNESOTA	19,023	111-105	7-7	W	2/28	@MINNESOTA	13,108	117-93	28-27	W
12/2	@SAN ANTONIO	27,566	93-101	7-8	L	3/1	DETROIT	19,023	97-102	28-28	L
12/5	VANCOUVER	19,023	112-108	8-8	W	3/3	@DALLAS	17,502	121-114	29-28	W
12/8	@DENVER	17,171	98-103	8-9	L	3/5	INDIANA	19,023	108-95	30-28	W
12/9	MIAMI	19,023	92-94	8-10	L	3/7	@DENVER	17,171	92-103	30-29	L
12/12	CHARLOTTE	19,023	100-115	8-11	L	3/8	LA LAKERS	19,023	97-119	30-30	L
12/16	@DALLAS	17,502	111-108*	9-11	W	3/10	@ORLANDO	17,248	106-122	30-31	L
12/19	@HOUSTON	16,285	96-103	9-12	L	3/12	@NEW JERSEY	19,074	98-88	31-31	W
12/20	WASHINGTON	19,023	106-104*	10-12	W	3/13	@DETROIT	17,443	115-118	31-32	L
12/22	@VANCOUVER	17,636	101-80	11-12	W	3/15	@PHILADELPHIA	16,514	128-102	32-32	W
12/25	SAN ANTONIO	19,023	100-105	11-13	L	3/17	@CHARLOTTE	24,042	102-103	32-33	L
12/27	PHILADELPHIA	19,023	105-90	12-13	W	3/21	GOLDEN STATE	19,023	104-96	33-33	W
12/29	DENVER	19,023	103-92	13-13	W	3/23	@GOLDEN STATE	15,025	89-98	33-34	L
12/30	SEATTLE	19,023	112-123*	13-14	L	3/24	LA CLIPPERS	19,023	103-92	34-34	W
1/4	MINNESOTA	19,023	93-98	13-15	L	3/26	SACRAMENTO	19,023	102-98	35-34	W
1/5	@LA CLIPPERS	8,626	88-94	13-16	L	3/29	MILWAUKEE	19,023	108-85	36-34	W
1/9	LA CLIPPERS	19,023	100-105	13-17	L	3/31	@SAN ANTONIO	32,272	83-97	36-35	L
1/11	@GOLDEN STATE	15,025	111-106	14-17	W	4/2	SAN ANTONIO	19,023	111-104	37-35	W
1/12	DALLAS	19,023	130-140*	14-18	L	4/4	UTAH	19,023	107-100	38-35	W
1/14	CLEVELAND	19,023	74-89	14-19	L	4/5	@SEATTLE	17,072	121-130**	38-36	L
1/17	ORLANDO	19,023	95-113	14-20	L	4/7	@VANCOUVER	19,193	112-92	39-36	W
1/19	@PORTLAND	21,401	84-101	14-21	L	4/9	PORTLAND	19,023	91-98	39-37	L
1/21	SACRAMENTO	19,023	111-97	15-21	W	4/10	@UTAH	19,911	79-103	39-38	L
1/23	@INDIANA	16,509	102-117	15-22	L	4/14	@LA LAKERS	17,503	114-118	39-39	L
1/24	@MINNESOTA	15,117	101-91	16-22	W	4/16	HOUSTON	19,023	111-100	40-39	W
1/26	@MILWAUKEE	18,633	107-97	17-22	W	4/17	@SACRAMENTO	17,317	102-103	40-40	W
1/28	@CHICAGO	23,927	82-93	17-23	L	4/19	DALLAS	19,023	123-103	41-40	L
1/30	@MIAMI	14,851	114-99	18-23	W	4/21	@HOUSTON	16,285	110-118	41-41	L

*Overtime

95-96 Final Statistics

PLAYER	G	GS	MIN	3 PT			FTM-FTA	PCT	OR-DR	REB	AST	PF-DQ	STL	TO	BLK	PTS-AVG	
				FGM-FGA	PCT	FTM-FGA											
BARKLEY	77	71	2632	580-1160	.500	49-175	.280	440-566	.777	243-578	821	262	208-3	114	218	56	1649-23.2
JOHNSON	56	55	2007	342-674	.507	21-57	.368	342-398	.859	42-179	221	517	144-0	82	170	13	1047-18.7
FINLEY	82	72	3212	465-976	.476	61-186	.328	242-323	.749	139-235	374	289	199-1	85	133	31	1233-15.0
MANNING	33	4	816	178-388	.459	3-14	.214	82-109	.752	30-113	143	65	121-2	38	77	24	441-13.4
PERSON	82	47	2609	390-877	.445	117-313	.374	148-192	.771	56-265	321	138	148-0	55	89	22	1045-12.7
TISDALE	63	6	1152	279-564	.495	0-0	---	114-149	.765	55-159	214	58	188-2	15	63	36	672-10.7
PERRY	81	26	1668	261-549	.475	24-59	.407	151-194	.778	34-102	136	353	140-1	87	146	5	697-8.6
GREEN	82	36	2113	215-444	.484	14-52	.269	168-237	.709	166-388	554	72	141-1	45	79	23	612-7.5
WILLIAMS	62	58	1652	180-397	.453	0-1	.000	95-130	.731	129-243	372	62	170-2	46	62	90	455-7.3
SMITH	34	2	528	70-173	.405	25-77	.325	24-37	.649	24-32	56	86	60-1	21	40	5	189-5.6
BENNETT	19	14	230	29-64	.453	0-1	.000	27-42	.643	21-28	49	6	46-0	11	11	11	85-4.5
CARR	60	10	590	90-217	.415	11-42	.262	49-60	.817	27-75	102	43	77-1	10	40	5	240-4.0
RENCHER (TOT)	36	1	405	33-100	.330	9-29	.310	31-46	.674	9-35	44	54	37-0	16	43	2	106-2.9
RENCHER (PHX)	2	0	8	1-1	1.000	0-0	---	1-3	.333	0-2	2	0	1-0	0	2	1	3-1.5
KLEINE	56	9	663	71-169	.420	2-7	.286	20-25	.800	36-96	132	44	113-0	13	37	6	164-2.9
COKER	5	0	11	4-5	.800	0-0	---	0-0	---	2-0	2	1	1-0	0	0	1	8-1.6
RUSCONI	7	0	30	3-9	.333	0-0	---	2-5	.400	3-3	6	3	10-0	0	3	2	8-1.1
WOOD	4	0	34	1-6	.167	0-0	---	2-2	1.000	2-3	5	2	9-0	1	2	0	4-1.0
SUNS	82		19955	3159-6673	.473	327-984	.332	1907-2472	.771	1009-2501	3510	2001	1776-14	623	1207	331	8552-104.3
OPPONENTS	82		19955	3217-6837	.471	551-1492	.369	1540-2083	.739	1003-2382	3385	2088	2011-28	586	1191	420	8525-104.0

Season Review 96-97

RECORD**40-42**

In a season of growth and transition, Phoenix overcame a club-worst 0-13 start and qualified for the postseason. The Suns became the first team in NBA history to make the playoffs after losing its first 13 games.

The reshaping of the team began with the offseason trade of **Charles Barkley** to Houston in exchange for veterans **Chuck Brown**, **Mark Bryant**, **Robert Horry** and **Sam Cassell** and the signing of free agent **Rex Chapman** and rookie **Steve Nash**. Then on December 26, 1996, the Suns acquired All-Star guard **Jason Kidd** from Dallas, along with **Tony Dumas** and **Loren Meyer**, for fan favorites **Michael Finley**, **A.C. Green** and Cassell. Less than a month after the Kidd trade, former Sun **Cedric Ceballos** was re-acquired in a deal that sent Horry and **Joe Kleine** to the Lakers.

Bolstered by the improved lineup and new Head Coach **Danny Ainge**, who took the reins from **Cotton Fitzsimmons** on November 15, 1996, the new-look Suns compiled a 19-6 mark over the final two months of the season and qualified for the playoffs. The "small ball" group of **Kevin Johnson**, Kidd, Chapman and **Wesley Person** carried the bulk of the scoring load down the stretch. Phoenix averaged a league-best 109.9 points in that time. The club's torrid second half included an 11-game winning streak from March 20 to April 10 that enabled Phoenix to become the first team in league history to own a double-digit losing streak and a double-digit winning streak in the same season.

While the Suns fell 3-2 to Seattle in the first round of the 1997 postseason, the series was memorable. Chapman's running, one-handed three-pointer with 1.7 seconds remaining in Game 4 sent the game into overtime. Chapman connected on an NBA-record nine three-pointers and had a playoff career-high 42 points in the Suns' Game 1 win at Seattle.

KJ became just the sixth player in league history to record 11,500 points, 6,000 assists, 2,000 rebounds and 1,000 steals for his career.



FRONT ROW: Trainer Joe Proski, Assistant Scout Jae Staats, Video Coach Garrick Barr, Assistant Coach Donn Nelson, Assistant Coach Paul Silas, Rex Chapman, Wesley Person, Jason Kidd, Kevin Johnson, Steve Nash, Assistant Coach Frank Johnson, Head Coach Danny Ainge, NBA Scout Todd Quinter, Assistant Trainer Aaron Nelson, Equipment Manager Rich Howell.

BACK ROW: Cedric Ceballos, Danny Manning, Horacio Llamas, Loren Meyer, John Williams, Mark Bryant, Wayman Tisdale, Ben Davis, Strength Coach Robin Pound.

DATE	OPPONENT	ATTEND.	SCORE	REC.	W/L	DATE	OPPONENT	ATTEND.	SCORE	REC.	W/L
11/1	@LA LAKERS	17,505	82-96	0-1	L	1/24	PORTLAND	19,023	105-115	15-27	L
11/2	HOUSTON	19,023	95-110	0-2	L	1/27	@MIAMI	14,809	97-125	15-28	L
11/5	MINNESOTA	19,023	95-98	0-3	L	1/29	@ORLANDO	17,248	105-112	15-29	L
11/7	SEATTLE	19,023	98-103	0-4	L	1/30	@NEW JERSEY	15,540	101-113	15-30	L
11/9	@PHILADELPHIA	17,006	95-112	0-5	L	2/1	@TORONTO	19,405	86-110	15-31	L
11/11	@CHICAGO	23,807	79-97	0-6	L	2/2	@DETROIT	21,454	106-97	16-31	W
11/12	@MILWAUKEE	13,565	89-99*	0-7	L	2/5	ATLANTA	19,023	99-81	17-31	W
11/14	@VANCOUVER	15,158	89-92	0-8	L	2/11	@PORTLAND	20,110	108-111	17-32	L
11/17	LA LAKERS	19,023	88-102	0-9	L	2/12	BOSTON	19,023	131-100	18-32	W
11/20	CHICAGO	19,023	99-113	0-10	L	2/14	LA CLIPPERS	19,023	110-93	19-32	W
11/21	@HOUSTON	16,285	105-115	0-11	L	2/16	@MINNESOTA	18,774	96-107	19-33	L
11/24	MIAMI	19,023	84-87	0-12	L	2/18	@NEW YORK	19,763	94-95	19-34	L
11/26	@DENVER	9,226	108-117	0-13	L	2/19	@CHARLOTTE	24,042	115-123	19-35	L
11/27	NEW JERSEY	19,023	99-77	1-13	W	2/21	CLEVELAND	19,023	94-88	20-35	W
11/29	@SEATTLE	17,072	92-105	1-14	L	2/23	DALLAS	19,023	86-88	20-36	L
12/4	GOLDEN STATE	19,023	118-87	2-14	W	2/26	PHILADELPHIA	19,023	111-104	21-36	W
12/6	@SACRAMENTO	17,317	101-95	3-14	W	3/2	@DALLAS	14,832	109-108*	22-36	W
12/8	INDIANA	19,023	106-93	4-14	W	3/5	PORTLAND	19,023	99-121	22-37	L
12/10	SAN ANTONIO	19,023	93-76	5-14	W	3/7	SACRAMENTO	19,023	104-87	23-37	W
12/12	@UTAH	19,911	95-87	6-14	W	3/9	ORLANDO	19,023	121-85	24-37	W
12/13	@MINNESOTA	17,097	105-108	6-15	L	3/11	TORONTO	19,023	101-105	24-38	L
12/15	VANCOUVER	19,023	103-84	7-15	W	3/13	@LA CLIPPERS	7,018	112-96	25-38	W
12/16	@LA CLIPPERS	12,049	121-122*	7-16	L	3/15	DALLAS	19,023	101-76	26-38	W
12/18	WASHINGTON	19,023	114-107	8-16	W	3/17	@GOLDEN STATE	17,029	116-95	27-38	W
12/21	@SAN ANTONIO	16,053	88-101	8-17	L	3/18	LA CLIPPERS	19,023	111-121	27-39	L
12/23	DENVER	19,023	109-112*	8-18	L	3/20	SAN ANTONIO	19,023	113-106	28-39	W
12/25	LA LAKERS	19,023	87-108	8-19	L	3/22	@HOUSTON	16,285	104-99	29-39	W
12/28	@VANCOUVER	16,757	103-98	9-19	W	3/25	MILWAUKEE	19,023	117-112	30-39	W
12/30	SACRAMENTO	19,023	100-88	10-19	W	3/26	@SEATTLE	17,017	109-107	31-39	W
1/2	@CLEVELAND	15,272	94-103	10-20	L	3/28	GOLDEN STATE	19,023	122-115*	32-39	W
1/3	@INDIANA	16,590	104-117	10-21	L	3/30	SEATTLE	19,023	107-106	33-39	W
1/5	@BOSTON	15,452	102-109	10-22	L	4/2	HOUSTON	19,023	109-106	34-39	W
1/7	@ATLANTA	8,317	103-105*	10-23	L	4/4	@DENVER	12,204	122-113	35-39	W
1/8	@WASHINGTON	19,911	113-115*	10-24	L	4/5	@PORTLAND	21,538	99-90	36-39	W
1/10	CHARLOTTE	14,023	102-90	11-24	W	4/8	MINNESOTA	19,023	115-107	37-39	W
1/13	@DALLAS	12,905	105-98	12-24	W	4/10	@SACRAMENTO	17,317	101-99	38-39	W
1/14	DENVER	19,023	110-101	13-24	W	4/11	@LA LAKERS	17,505	98-114	38-40	L
1/16	@UTAH	19,911	91-95	13-25	L	4/13	@GOLDEN STATE	14,944	105-97	39-40	W
1/18	NEW YORK	19,023	105-98	14-25	W	4/15	UTAH	19,023	122-127	39-41	L
1/20	DETROIT	19,023	89-86	15-25	W	4/18	@SAN ANTONIO	17,599	106-95	40-41	W
1/22	UTAH	19,023	99-111	15-26	L	4/19	VANCOUVER	19,023	107-121	40-42	L

*Overtime

96-97 Final Statistics

PLAYER	G	GS	MIN	3 PT				FTM-FTA	PCT	OR-DR	REB	AST	PF-DQ	STL	TO	BLK	PTS-AVG
				FGM-FGA	PCT	FGM-FGA	PCT										
JOHNSON	70	70	2658	441-890	.496	89-202	.441	439-515	.852	54-199	253	653	141-0	102	217	12	1410-20.1
CESSELL	22	9	539	100-241	.415	19-62	.306	106-124	.855	12-38	50	99	66-4	23	60	6	325-14.8
CABALLAS(PHX)	42	32	1147	248-534	.464	21-81	.259	126-171	.737	91-186	277	49	94-0	28	68	17	643-15.3
CHAPMAN	65	33	1833	332-749	.443	110-314	.350	124-149	.832	25-156	181	182	108-1	52	96	7	898-13.8
MANNING	77	17	2134	426-795	.536	7-36	.194	181-251	.721	137-332	469	173	268-7	81	161	74	1040-13.5
PERSON	80	42	2326	409-903	.453	171-414	.413	91-114	.798	68-224	292	123	102-0	86	76	20	1080-13.5
FINLEY	27	18	796	141-297	.475	14-55	.255	56-69	.812	34-86	120	68	42-0	18	44	4	352-13.0
KIDD(PHX)	33	23	1173	138-326	.423	40-100	.400	66-96	.688	34-125	159	296	72-0	79	76	12	382-11.6
BRYANT	41	18	1018	152-275	.553	0-0	—	76-108	.704	67-145	212	47	136-4	22	46	5	380-9.3
WILLIAMS	68	66	2137	204-416	.490	0-2	.000	133-198	.672	178-384	562	100	176-1	67	66	88	541-8.0
HORRY	32	15	719	82-195	.421	24-78	.308	32-50	.640	40-79	119	54	81-1	28	46	26	220-6.9
TISDALE	53	15	1786	158-371	.426	0-0	—	30-48	.625	35-85	120	20	111-0	8	36	21	346-6.5
GREEN	27	19	548	61-128	.477	0-3	.000	31-48	.646	33-105	138	17	34-0	18	20	1	153-5.7
MEYER(PHX)	37	17	449	74-166	.446	3-5	.600	37-52	.712	39-57	96	12	73-2	5	35	12	188-5.4
DUMAS(PHX)	6	1	51	6-19	.316	1-4	.250	1-2	.500	0-2	2	3	9-0	0	1	1	14-2.3
C. BROWN	10	0	83	13-26	.500	0-0	—	8-11	.727	3-13	16	4	14-0	0	4	2	34-3.4
KLEINE	23	10	365	32-80	.400	1-1	1.000	13-18	.722	21-59	80	12	47-0	9	20	6	78-3.4
NASH	65	2	684	74-175	.423	23-55	.418	42-51	.824	16-47	63	138	92-1	20	63	0	213-3.3
R.ROBINSON(PHX)	12	0	87	16-34	.471	3-10	.300	1-4	.250	1-6	7	8	8-0	1	5	0	36-3.0
M. BROWN	6	1	83	5-12	.417	0-0	—	6-10	.600	9-16	25	5	9-0	1	2	1	16-2.7
BONEY	8	0	48	6-19	.316	1-6	.167	6-8	.750	3-3	6	0	3-0	2	1	1	19-2.4
LLAMAS	20	2	101	15-28	.536	0-0	—	4-8	.500	4-14	18	4	25-0	10	11	5	34-1.7
DAVIS	20	0	98	10-26	.385	0-0	—	9-20	.450	12-15	27	0	16-0	4	3	1	29-1.5
SUNS	82		19855	3143-6705	.469	527-1428	.369	1618-2125	.761	916-2376	3292	2067	1727-21	664	1180	322	8431-102.8
OPPONENTS	82		19855	3183-6818	.467	545-1479	.368	1466-1984	.739	1048-2461	3509	1996	1840-20	662	1298	372	8377-102.2

Season Review 97-98

RECORD**56-26**

The 1997-98 season was poised as a rebuilding season, but far exceeded expectations. The club convinced **Kevin Johnson** to put off his retirement and play his 11th NBA season, signed free agents **Clifford Robinson** and **George McCloud** and acquired **Antonio McDyess** from Denver for **Wesley Person**, **Tony Dumas** and four draft picks in a three-team trade.

The Suns' 17-9 record at the end of December was their best start since the 1994-95 season when they ended the season with the second-best record in the league. However, an injury to **Danny Manning** (torn ACL on April 7) changed the complexion of the team for the rest of the season and into the playoffs, but the Suns were able to finish strong by winning 11 of their last 12 games.


The club put together a 10-game winning streak, including wins over Seattle, Portland, L.A. Lakers and Houston, from March 25 to April 17 and the Suns were a perfect 6-0 on the road in April.

Phoenix recorded 10 of the 15 top defensive performances in team history. Suns opponents were limited to 80 points or less 14 times, and the Suns were 45-9 when holding their opponents to below 100 points.

Manning earned the NBA's Sixth Man Award, becoming only the second player in franchise history, and the first in nine years, to be so honored. **Jason Kidd** was named to the West All-Star team, his second appearance, and the Suns' first since 1996.

The Suns faced San Antonio in the first round of playoffs with a homecourt advantage. The Spurs won the first game but the Suns came back and won the second game to even the series. San Antonio won both games at the Alamodome by an average of 15.5 points to win the series, 3-1.

Johnson moved past Nate "Tiny" Archibald into 10th place on the all-time NBA career assist list, and on March 29 he scored his 13,000th career point.



FRONT ROW: Assistant Coach Roger Reid, Assistant Coach Scott Skiles, Rex Chapman, Kevin Johnson, Jason Kidd, Steve Nash, George McCloud, Head Coach Danny Ainge, Assistant Coach Frank Johnson, Trainer Joe Proski.
BACK ROW: Dennis Scott, Danny Manning, Horacio Llamas, Loren Meyer, John "Hot Rod" Williams, Clifford Robinson, Antonio McDyess, Mark Bryant, Marko Milic.

DATE	OPPONENT	ATTEND.	SCORE	REC.	W/L	DATE	OPPONENT	ATTEND.	SCORE	REC.	W/L
10/31	LA CLIPPERS	19,023	110-100	1-0	W	1/30	@MIAMI	15,200	74-71	28-14	W
11/4	UTAH	19,023	106-84	2-0	W	1/31	@ORLANDO	17,248	96-94	29-14	W
11/6	NEW YORK	19,023	75-105	2-1	L	2/2	@PHILADELPHIA	12,787	106-97	30-14	W
11/8	@LA CLIPPERS	12,096	123-105	3-1	W	2/3	@TORONTO	14,344	110-105	31-14	W
11/12	MILWAUKEE	19,023	103-95	4-1	W	2/5	@NEW JERSEY	17,085	94-106	31-15	L
11/14	@PORTLAND	21,057	140-139****	5-1	W	2/10	SACRAMENTO	19,023	88-86	32-15	W
11/16	HOUSTON	19,023	96-94	6-1	W	2/12	PORTLAND	19,023	110-115	32-16	L
11/18	MINNESOTA	19,023	90-108	6-2	L	2/14	@SAN ANTONIO	20,557	94-81	33-16	W
11/20	CHICAGO	19,023	89-85	7-2	W	2/17	@DALLAS	11,471	95-77	34-16	W
11/26	NEW JERSEY	19,023	111-99	8-2	W	2/18	LA LAKERS	19,023	110-103	35-16	W
11/28	@BOSTON	18,624	112-108*	9-2	W	2/20	CHARLOTTE	19,023	115-99	36-16	W
11/29	@NEW YORK	19,763	80-102	9-3	L	2/22	SAN ANTONIO	19,023	97-79	37-16	W
12/2	@MILWAUKEE	13,131	90-86	10-3	W	2/24	PHILADELPHIA	19,023	84-85	37-17	L
12/3	@DETROIT	15,548	103-108*	10-4	L	2/26	@UTAH	19,911	97-108	37-18	L
12/5	TORONTO	19,023	110-91	11-4	W	2/27	@LA CLIPPERS	9,759	104-99	38-18	W
12/7	INDIANA	19,023	97-99	11-5	L	3/1	@SEATTLE	17,072	87-89	38-19	L
12/9	VANCOUVER	19,023	107-85	12-5	W	3/3	@PORTLAND	21,538	93-98	38-20	L
12/11	ATLANTA	19,023	94-78	13-5	W	3/5	DETROIT	19,023	102-93	39-20	W
12/13	@MINNESOTA	18,899	101-112	13-6	L	3/7	HOUSTON	19,023	89-108	39-21	L
12/15	@CHICAGO	23,888	104-111	13-7	L	3/9	LA CLIPPERS	19,023	134-105	40-21	W
12/16	@CLEVELAND	13,511	90-103	13-8	L	3/10	@DENVER	12,010	100-76	41-21	W
12/18	@DALLAS	11,427	89-75	14-8	W	3/13	GOLDEN STATE	19,023	101-77	42-21	W
12/20	@DENVER	12,120	102-81	15-8	W	3/15	DALLAS	19,023	100-90	43-21	W
12/22	GOLDEN STATE	19,023	91-76	16-8	W	3/17	SACRAMENTO	19,023	107-80	44-21	W
12/26	@VANCOUVER	17,023	118-100	17-8	W	3/18	@LA LAKERS	17,505	93-99	44-22	L
12/28	SEATTLE	19,023	97-106	17-9	L	3/21	SEATTLE	19,023	109-102	45-22	W
12/30	BOSTON	19,023	100-90	18-9	W	3/22	@SAN ANTONIO	27,646	83-93	45-23	L
1/2	DALLAS	19,023	92-85	19-9	W	3/24	@UTAH	19,911	73-92	45-24	L
1/4	@WASHINGTON	20,674	99-109	19-10	L	3/25	MINNESOTA	19,023	97-99	45-25	L
1/6	@INDIANA	15,321	81-80	20-10	W	3/27	WASHINGTON	19,023	89-85	46-25	W
1/7	@MINNESOTA	16,771	92-77	21-10	W	3/29	VANCOUVER	19,023	106-98	47-25	W
1/9	SAN ANTONIO	19,023	100-79	22-10	W	3/31	@HOUSTON	16,285	97-86	48-25	W
1/12	@SACRAMENTO	14,458	90-96	22-11	L	4/4	PORTLAND	19,023	90-83	49-25	W
1/13	CLEVELAND	19,023	84-102	22-12	L	4/6	@SEATTLE	17,072	102-92	50-25	W
1/16	ORLANDO	19,023	111-86	23-12	W	4/7	@SACRAMENTO	13,950	103-97	51-25	W
1/18	MIAMI	19,023	96-87	24-12	W	4/10	@LA LAKERS	17,505	114-105	52-25	W
1/20	@GOLDEN STATE	13,048	87-69	25-12	W	4/12	@VANCOUVER	16,266	129-106	53-25	W
1/21	LA LAKERS	19,023	109-119	25-13	L	4/13	@GOLDEN STATE	12,247	105-97	54-25	W
1/23	DENVER	19,023	93-77	26-13	W	4/15	DENVER	19,023	96-89	55-25	W
1/26	@ATLANTA	13,539	96-91	27-13	W	4/17	UTAH	19,023	99-102	55-26	L
1/27	@CHARLOTTE	22,760	113-120*	27-14	L	4/19	@HOUSTON	16,285	123-93	56-26	W

*Overtime ****Quadruple Overtime

97-98 Final Statistics

PLAYER	G	GS	MIN	3 PT			PCT	FTM-FTA	PCT	OR-DR	REB	AST	PF-DQ	STL	TO	BLK	PTS-AVG
				FGM-FGA	PCT	FGM-FGA											
CHAPMAN	68	67	2263	408-956	.427	120-311	.386	146-187	.781	30-143	173	203	102-0	71	116	14	1082-15.9
MCDYESS	81	81	2441	497-927	.536	0-2	.000	231-329	.702	206-407	613	106	292-6	100	142	135	1225-15.1
ROBINSON	80	64	2359	429-895	.479	27-84	.321	248-360	.689	152-258	410	170	249-5	92	140	90	1133-14.2
MANNING	70	11	1794	390-756	.516	0-7	.000	167-226	.739	110-282	392	139	201-2	71	100	46	947-13.5
KIDD	82	82	3118	357-859	.416	73-233	.313	167-209	.799	108-402	510	745	142-0	162	261	26	954-11.6
JOHNSON	50	12	1290	155-347	.447	4-26	.154	162-187	.871	35-129	164	245	57-0	27	101	8	476-9.5
CEBALLOS	35	16	626	129-258	.500	15-50	.300	60-84	.714	51-98	149	35	59-0	22	39	8	333-9.5
NASH	76	9	1664	268-584	.459	81-195	.415	74-86	.860	32-128	160	262	145-1	63	98	4	691-9.1
MCCLOUD	63	13	1213	173-427	.405	71-208	.341	39-51	.765	45-173	28	84	132-1	54	63	13	456-7.2
SCOTT (PHX)	29	3	493	71-162	.438	31-69	.449	8-12	.667	8-42	50	24	31-0	10	12	7	181-6.2
BRYANT	70	22	1110	109-225	.484	0-1	.000	73-95	.768	92-152	244	46	180-3	36	58	15	291-4.2
WILLIAMS	71	30	1333	95-202	.470	0-0	.000	65-93	.699	107-205	312	49	138-2	33	29	60	255-3.6
LLAMAS	8	0	42	8-21	.381	1-3	.333	7-10	.700	4-14	18	1	14-0	1	9	3	24-3.0
MILIC	33	0	163	39-64	.609	3-6	.500	11-17	.647	10-15	25	12	17-0	10	21	0	92-2.8
THOMPSON	13	0	46	10-27	.370	5-16	.313	1-3	.333	1-4	5	3	6-0	4	5	0	26-2.0
SUNS	82		19955	3138-6710	.468	431-1211	.356	1459-1948	.749	991-2452	3443	2124	1765-20	756	1236	429	8166-99.6
OPPONENTS	82		19955	2923-6618	.442	394-1091	.361	1501-2051	.732	1051-2343	3394	1803	1769-17	720	1363	323	7741-94.4

Season Review 98-99

RECORD**27-23**

A season that began late and was shortened due to labor strife finished with the Suns earning an 11th-straight berth in the NBA Playoffs. The NBA suffered through a lockout from June 30 through January 21, and as a result the season was reduced to 50 regular season games. After the lockout, the club added All-Star **Tom Gugliotta** and three-time NBA titlist **Luc Longley** while re-signing free agents **Rex Chapman**, **Clifford Robinson** and **George McCloud**.

The top individual performance was turned in by **Jason Kidd**, who gained All-NBA First Team and All-Defensive First Team honors at season's end. He became the first Suns player to lead the league in assists (10.8 apg) and also topped all NBA guards with 6.8 rebounds. Kidd posted seven triple-doubles, with the rest of the NBA combining for 11.

For the second-straight season, the Suns led the league in assists with 25.0 per game, backed by Kidd's league-best average. Phoenix also placed second with a .372 three-point field goal percentage, as Robinson finished eighth with a career-best .417 and McCloud was ninth at .416.

A playoff berth was in jeopardy as Phoenix owned a 15-18 mark in early April. However, the Suns won their final eight home games and finished the season with a 12-5 mark to tie for third in the Pacific Division. The eight-straight home wins were the most since 1994-95 when the team won its first 13 home games of the season.

Phoenix faced Pacific Division champion Portland in the opening round of the playoffs and dropped the series, 3-0, as all three games were decided late in the fourth quarter.

Head Coach **Danny Ainge** became the second fastest Suns coach to reach 100 wins, as the team won at Denver on February 15 to give Ainge his 100th win in 162 games.



FRONT ROW: Assistant Coach Roger Reid, Assistant Coach Scott Skiles, Rex Chapman, Jason Kidd, Gerald Brown, Marko Milic, Head Coach Danny Ainge, Assistant Coach Frank Johnson, Trainer Joe Proski.

BACK ROW: Toby Bailey, Chris Morris, Tom Gugliotta, Danny Manning, Luc Longley, Joe Kleine, Clifford Robinson, Pat Garrity, George McCloud.

DATE	OPPONENT	ATTEND.	SCORE	REC.	W/L	DATE	OPPONENT	ATTEND.	SCORE	REC.	W/L
2/5	@ LA CLIPPERS	7,589	101-92	1-0	W	3/22	VANCOUVER	18,855	89-84	13-13	W
2/7	DENVER	19,023	115-108	2-0	W	3/24	@LA LAKERS	17,505	106-101	14-13	W
2/9	SACRAMENTO	18,217	95-112	2-1	L	3/25	@PORTLAND	20,328	84-97	14-14	L
2/11	UTAH	19,023	74-82	2-2	L	3/26	NEW YORK	19,023	87-94	14-15	L
2/13	LA CLIPPERS	19,023	107-104*	3-2	W	3/28	PORTLAND	19,023	86-88	14-16	L
2/15	@DENVER	10,415	115-106	4-2	W	3/31	GOLDEN STATE	18,674	93-78	15-16	W
2/16	@HOUSTON	16,285	92-109	4-3	L	4/2	LA LAKERS	19,023	90-91	15-17	L
2/17	@SAN ANTONIO	16,419	79-76	5-3	W	4/3	@PORTLAND	20,056	93-98	15-18	L
2/19	DETROIT	19,023	93-101	5-4	L	4/6	@LA CLIPPERS	6,450	88-83	16-18	W
2/22	DALLAS	18,596	101-83	6-4	W	4/7	MINNESOTA	19,023	90-82	17-18	W
2/25	@VANCOUVER	13,494	94-86	7-4	W	4/9	@UTAH	19,911	92-93	17-19	W
2/26	@GOLDEN STATE	15,807	90-94	7-5	L	4/10	SAN ANTONIO	19,023	110-84	18-19	L
2/28	GOLDEN STATE	18,587	102-89	8-5	W	4/12	@SAN ANTONIO	14,352	77-94	18-20	L
3/1	LA LAKERS	19,023	91-97	8-6	L	4/14	@SEATTLE	17,072	101-94	19-20	W
3/3	@LA LAKERS	17,505	95-101	8-7	L	4/16	DALLAS	18,623	92-85	20-20	W
3/4	@SEATTLE	17,072	110-93	9-7	W	4/18	SEATTLE	19,023	99-93	21-20	W
3/6	SACRAMENTO	19,023	99-111	9-8	L	4/20	@DALLAS	18,121	100-104	21-21	L
3/9	@DALLAS	12,714	103-91	10-8	W	4/21	UTAH	19,023	91-82	22-21	W
3/10	CLEVELAND	18,567	73-86	10-9	L	4/25	HOUSTON	19,023	95-71	23-21	W
3/12	SAN ANTONIO	19,023	97-99	10-10	L	4/26	@UTAH	19,911	99-85	24-21	W
3/14	HOUSTON	19,023	104-90	11-10	W	4/28	@MINNESOTA	16,771	92-97	24-22	L
3/16	@MILWAUKEE	13,316	110-92	12-10	W	4/29	@DENVER	13,129	98-87	25-22	W
3/17	@CHARLOTTE	17,837	111-119	12-11	L	5/1	VANCOUVER	19,023	107-77	26-22	W
3/19	@ATLANTA	17,190	85-93	12-12	L	5/2	@SACRAMENTO	17,317	100-111	26-23	L
3/20	@HOUSTON	16,285	93-103*	12-13	L	5/5	MINNESOTA	18,733	100-96	27-23	W

*Overtime

98-99 Final Statistics

PLAYER					3 PT				REBOUNDS								PTS-AVG
	G	GS	MIN	FGM-FGA	PCT	FGM-FGA	PCT	FTM-FTA	PCT	OR-DR	TOT	AST	PF-DQ	STL	TO	BLK	
GUGLIOTTA	43	43	1563	277-573	.483	2-7	.286	173-218	.794	131-250	381	121	110-0	59	88	21	729-17.0
KIDD	50	50	2060	310-698	.444	45-123	.366	181-239	.757	87-252	339	539	108-1	114	150	19	846-16.9
ROBINSON	50	35	1740	299-629	.475	58-139	.417	163-234	.697	69-158	227	128	154-2	75	88	59	819-16.4
CHAPMAN	38	35	1183	165-459	.359	53-151	.351	76-91	.835	12-92	104	109	46-0	34	54	9	459-12.1
LIVINGSTON	1	0	22	5-8	.625	0-0	—	2-2	1.000	0-2	2	3	1-0	2	1	0	12-12.0
MANNING	50	5	1184	187-386	.484	1-9	.111	78-112	.696	62-157	219	113	129-1	36	69	38	453-9.1
MCCLLOUD	48	16	1245	142-324	.438	69-166	.416	75-87	.862	34-128	162	79	127-0	45	49	14	428-8.9
LONGLEY	39	39	933	140-290	.483	0-0	—	59-76	.776	59-162	221	45	119-0	23	53	21	339-8.7
GARRITY	39	9	538	85-170	.500	7-18	.389	40-56	.714	26-49	75	18	62-0	8	20	3	217-5.6
MORRIS	44	2	535	64-149	.430	16-56	.286	40-46	.870	54-67	121	23	54-0	16	21	11	184-4.2
RESPERT	12	1	99	13-36	.361	4-13	.308	7-10	.700	2-11	13	8	10-0	5	5	0	37-3.1
BAILEY	27	10	249	34-86	.395	1-5	.200	9-13	.692	24-30	54	13	24-0	9	11	2	78-2.9
SIMS	4	0	25	4-10	.400	1-1	1.000	2-5	.400	3-1	4	5	2-0	2	6	0	11-2.8
BROWN	33	0	236	33-89	.371	3-10	.300	11-14	.786	5-17	22	31	21-0	5	22	1	80-2.4
KLEINE	31	5	374	30-74	.405	0-2	.000	8-12	.667	27-40	67	12	46-0	8	10	1	68-2.2
OLIVER	2	0	11	1-3	.333	1-1	1.000	0-0	—	0-0	0	0	2-0	0	0	0	3-1.5
MILIC	11	0	53	8-20	.400	0-1	.000	0-0	—	3-2	5	2	7-0	3	6	1	16-1.5
SUNS	50		12050	1797-4004	.449	261-702	.372	924-1215	.760	598-1418	2016	1249	1022-4	444	681	200	4779-95.6
OPPONENTS	50		12050	1772-3936	.450	272-755	.360	850-1224	.694	614-1506	2120	1064	1065-8	410	812	205	4666-93.3

Season Review 99-00

RECORD**53-29**

In a season that was anything but scripted, the Suns recorded 50 or more wins for the ninth time in 12 seasons and advanced to the Western Conference Semifinals for the first time since 1995.

Phoenix opened the playoffs with a 3-1 series win over defending champion San Antonio before falling to the eventual champion Lakers 4-1 in the second-round.

Defensively the Suns had their top season ever, limiting opponents to 93.7 points and .424 shooting from the field. **Jason Kidd** and **Clifford Robinson** were each named NBA All-Defensive Second Team and Kidd finished tied for fifth in the NBA with 2.0 steals.

Kidd was named All-NBA First Team for the second-straight season and led all Western Conference guards in All-Star voting. **Rodney Rogers** won the NBA Sixth Man of the Year Award with the second-highest percentage of the vote in history (86.0%) and **Shawn Marion** earned NBA All-Rookie Second Team honors.

The season was one of challenges as the Suns lost a total of 269 games due to injury, with **Anfernee Hardaway** (right foot, 21 games) and Marion (left knee, 31 games) missing most of two months. On December 13 with the club 13-7, Head Coach **Danny Ainge** unexpectedly stepped down and lead assistant **Scott Skiles** was promoted to the top spot. Days later without three starters, the Suns pulled out a 110-102 win at Portland behind **Tom Gugliotta's** 17 points and 14 rebounds. Within an hour of the win, he suffered a seizure on the team bus and missed seven games. Back to form and playing perhaps his best ball of the season, he went down on March 10 with a season-ending left knee injury.

Robinson moved into the starting lineup in December due to the injuries and supplied the missing offense. He finished the season with a team-best 18.5 points that included an America West Arena record and career-high 50 points on January 16 in a 113-100 win.

With the return of Hardaway and Marion the club started to gel, going 10-3 in February and 12-4 in March (13-1 at home during that time). Too good to be true, Kidd went down March 22 with a fractured left ankle that left him sidelined until Game 4 of the opening round of the playoffs. Suns great **Kevin Johnson** came out of retirement on March 25 to replace Kidd on the active roster.



FRONT ROW: Trainer Joe Proski, Assistant Coach Phil Weber, Assistant Coach Frank Johnson, Rex Chapman, Jason Kidd, Randy Livingston, Toby Bailey, Head Coach Scott Skiles, Assistant Coach John MacLeod, Video Coordinator Garrick Barr, Assistant Trainer Aaron Nelson.

BACK ROW: Equipment Manager Rich Howell, Shawn Marion, Corie Blount, Tom Gugliotta, Mark West, Luc Longley, Clifford Robinson, Rodney Rogers, Anfernee Hardaway, Todd Day, Strength Coach Robin Pound.

DATE	OPPONENT	ATTEND.	SCORE	REC.	W/L	DATE	OPPONENT	ATTEND.	SCORE	REC.	W/L
11/2	@DENVER	19,099	102-107*	0-1	L	1/29	@CHARLOTTE	19,366	79-100	24-18	L
11/4	PHILADELPHIA	19,023	84-80	1-1	W	1/31	@ORLANDO	13,677	117-113	25-18	W
11/7	SAN ANTONIO	19,023	77-74	2-1	W	2/2	LA CLIPPERS	18,421	114-68	26-18	W
11/9	@CHICAGO	22,026	103-80	3-1	W	2/4	@SEATTLE	15,739	86-94	26-19	L
11/10	@NEW JERSEY	11,652	104-89	4-1	W	2/6	SEATTLE	19,023	105-93	27-19	W
11/12	@MILWAUKEE	16,137	92-107	4-2	L	2/8	VANCOUVER	18,385	94-76	28-19	W
11/13	@MINNESOTA	20,003	100-110	4-3	L	2/10	MINNESOTA	19,023	101-85	29-19	W
11/15	LA LAKERS	19,023	82-91	4-4	L	2/15	@SACRAMENTO	17,317	117-108	30-19	W
11/17	CHICAGO	18,480	105-81	5-4	W	2/18	ATLANTA	19,023	85-73	31-19	W
11/19	NEW YORK	19,023	96-81	6-4	W	2/21	@SAN ANTONIO	17,049	98-89	32-19	W
11/21	SEATTLE	18,663	99-86	7-4	W	2/22	DENVER	19,023	86-67	33-19	W
11/23	TORONTO	18,718	94-93	8-4	W	2/24	@WASHINGTON	15,191	92-83	34-19	W
11/27	NEW JERSEY	19,023	129-90	9-4	W	2/25	@NEW YORK	19,763	79-84	34-20	L
11/30	@LA CLIPPERS	10,233	94-80	10-4	W	2/27	@TORONTO	19,800	102-103	34-21	L
12/1	HOUSTON	18,630	128-122**	11-4	W	2/29	@CLEVELAND	13,044	100-93	35-21	W
12/4	@HOUSTON	16,285	95-105	11-5	L	3/2	INDIANA	19,023	118-87	36-21	W
12/5	PORTLAND	19,023	90-92	11-6	L	3/4	DALLAS	19,023	110-96	37-21	W
12/7	ORLANDO	18,249	110-107	12-6	W	3/6	MIAMI	19,023	100-92	38-21	W
12/9	WASHINGTON	18,053	99-85	13-6	W	3/7	@HOUSTON	14,749	108-101	39-21	W
12/11	@DALLAS	14,444	115-120	13-7	L	3/10	UTAH	19,023	96-99	39-22	L
12/14	DETROIT	18,575	114-104	14-7	W	3/11	@DALLAS	18,187	99-104	39-23	L
12/17	@PORTLAND	20,584	110-102	15-7	W	3/14	MINNESOTA	19,023	107-100	40-23	W
12/18	SACRAMENTO	19,023	119-103	16-7	W	3/17	@VANCOUVER	14,255	101-86	41-23	W
12/20	MILWAUKEE	18,656	108-101	17-7	W	3/19	@GOLDEN STATE	12,837	99-82	42-23	W
12/21	@SAN ANTONIO	23,480	90-91*	17-8	L	3/20	BOSTON	19,023	110-106	43-23	W
12/23	DALLAS	19,023	110-111	17-9	L	3/22	SACRAMENTO	19,023	114-93	44-23	W
12/26	GOLDEN STATE	19,023	108-88	18-9	W	3/24	@LA LAKERS	18,997	101-109	44-24	L
12/27	@UTAH	19,911	91-92	18-10	L	3/26	GOLDEN STATE	19,023	90-82	45-24	W
12/29	@LA LAKERS	18,997	87-103	18-11	L	3/28	@MIAMI	15,923	78-81	45-25	L
1/4	CHARLOTTE	18,640	86-80	19-11	W	3/30	@ATLANTA	11,870	118-74	46-25	W
1/7	SAN ANTONIO	19,023	83-102	19-12	L	3/31	@DETROIT	22,076	98-97	47-25	W
1/8	@PORTLAND	20,584	91-96	19-13	L	4/2	@MINNESOTA	19,006	87-86	48-25	W
1/11	@SEATTLE	13,912	88-101	19-14	L	4/4	LA LAKERS	19,023	83-84	48-26	L
1/12	@VANCOUVER	14,404	95-92	20-14	W	4/6	@UTAH	19,911	85-105	48-27	L
1/14	PORTLAND	19,023	83-105	20-15	L	4/9	@SACRAMENTO	17,317	102-97	49-27	W
1/16	DENVER	19,023	113-100	21-15	W	4/11	@LA CLIPPERS	14,724	95-88	50-27	W
1/21	@DENVER	18,221	101-99	22-15	W	4/12	VANCOUVER	18,463	122-116*	51-27	W
1/22	CLEVELAND	19,023	101-88	23-15	W	4/14	LA CLIPPERS	18,538	112-88	52-27	W
1/25	@INDIANA	18,345	87-93	23-16	L	4/16	UTAH	19,023	82-96	52-28	L
1/26	@PHILADELPHIA	19,450	93-87	24-16	W	4/18	HOUSTON	19,023	98-107	52-29	L
1/28	@BOSTON	18,624	88-91	24-17	L	4/19	@GOLDEN STATE	14,212	99-88	53-29	W

*Overtime

99-00 Final Statistics

PLAYER	G	GS	MIN	FGM-FGA	PCT	3PT FGM-FGA	PCT	FTM-FTA	PCT	OR-DR	REB	AST	PF-DQ	STL	TO	BLK	PTS-AVG
ROBINSON	80	67	2839	530-1142	.464	120-324	.370	298-381	.782	105-254	359	224	239-3	90	166	61	1478-18.5
HARDAWAY	60	60	2253	378-798	.474	33-102	.324	226-286	.790	91-256	347	315	164-1	94	153	38	1015-16.9
KIDD	67	67	2616	350-855	.409	56-166	.337	203-245	.829	96-387	483	678	148-2	134	226	28	959-14.3
ROGERS	82	7	2286	428-881	.486	115-262	.439	159-249	.639	138-309	447	170	290-5	94	163	47	1130-13.8
GUGLIOTTA	54	54	1767	310-645	.481	1-8	.125	117-151	.775	141-284	425	124	152-2	80	106	31	738-13.7
MARION	51	38	1260	222-471	.471	4-22	.182	72-85	.847	105-227	332	69	113-0	38	51	53	520-10.2
DAY	58	1	941	130-330	.394	64-165	.388	72-108	.667	31-98	129	65	127-1	44	50	22	396-6.8
JOHNSON	6	0	113	16-28	.571	1-1	1.000	7-7	1.000	0-16	16	24	6-0	2	7	0	40-6.7
CHAPMAN	53	19	957	124-320	.388	41-123	.333	59-78	.756	10-70	80	62	70-0	22	38	1	348-6.6
MILLER	51	9	1088	137-233	.588	0-0	—	49-73	.671	87-174	261	68	132-1	42	74	80	323-6.3
LONGLEY	72	68	1417	186-399	.466	0-0	—	80-97	.825	100-223	323	77	221-1	22	136	42	452-6.3
LIVINGSTON	79	15	1081	155-373	.416	19-55	.345	52-62	.839	25-105	130	170	129-1	49	92	13	381-4.8
BATLEY	46	2	449	58-140	.414	2-10	.200	45-65	.692	26-46	72	30	55-0	13	24	4	163-3.5
BLOUNT	38	1	446	44-89	.494	0-2	.000	19-33	.576	52-61	113	10	78-0	15	28	7	107-2.8
MACLEAN	16	0	143	18-49	.367	2-6	.333	4-6	.667	6-17	23	8	24-0	2	8	1	42-2.6
DAVIS	5	0	22	2-6	.333	0-0	—	0-0	—	3-6	9	2	2-0	1	3	1	4-0.8
WEST	22	2	127	5-12	.417	0-0	—	5-8	.625	6-25	31	2	23-0	2	6	4	15-0.7
SUNS	82		19805	3093-6771	.457	458-1246	.368	1467-1934	.759	1022-2558	3580	2098	1973-17	744	1368	433	8111-98.9
OPPONENTS	82		19805	2825-6665	.424	403-1146	.352	1630-2205	.739	1071-2465	3536	1700	1794-11	733	1422	427	7683-93.7

Season Review 00-01

RECORD

51-31

Competing in the toughest conference in NBA history, the Suns owned the eighth-best record in the NBA and finished with 50-plus wins for the 10th time in 13 seasons as seven Western Conference teams had 50 or more victories.

Phoenix posted its top defensive season in club history by allowing 91.8 points per game, fewest in the team's existence, and held opponents to .435 shooting from the field, second-best in club history.


Phoenix was the only NBA team to have five people average double figures in scoring with **Shawn Marion** topping the team with 17.3, **Jason Kidd** at 16.9, **Clifford Robinson** averaging 16.4 points, newcomer **Tony Delk** adding 12.3 points and **Rodney Rogers** at 12.2 points. Marion also emerged as a factor on the glass in his second season as he finished eighth in the NBA with 10.8 rebounds to become the first Sun since 1995-96 and sixth player in team history to average 10-plus rebounds for a season.

For the second-straight season the Suns had a player score 50 points as Delk reached the mark at Sacramento, his former team, with an ARCO Arena record 53 points on January 2 in an overtime loss to the Kings.

Kidd joined Oscar Robertson, Bob Cousy and John Stockton as the only players in NBA history to win the assist title three-straight seasons with a league-high 9.8 assists. Kidd was also named All-NBA First Team for the third consecutive season and NBA All-Defensive First Team.

The Suns finished the season with an NBA-best 13-4 mark after March 19, a stretch that included a nine-game home winning streak to close out the year. Phoenix placed third in the Pacific Division and sixth in the Western Conference.

That led to a first-round playoff matchup against Sacramento and the Suns opened the series with a win at Sacramento but then lost three in a row to fall to the Kings.



FRONT ROW: Equipment Manager Rich Howell, Basketball Operations Assistant David Griffin, Assistant Coach Phil Weber, Assistant Coach Frank Johnson, Tony Delk, Jason Kidd, Vinny Del Negro, Elliot Perry, Head Coach Scott Skiles, Assistant Coach Jim Boylan, Head Trainer Aaron Nelson, Scout Todd Quinter, Assistant Trainer Casey Smith. **BACK ROW:** Video Coordinator Garrick Barr, Mario Elie, Rodney Rogers, Tom Gugliotta, Chris Dudley, Jake Tsakalidis, Daniel Santiago, Clifford Robinson, Shawn Marion, Anfernee Hardaway, Strength Coach Robin Pound.

DATE	OPPONENT	ATTEND.	SCORE	REC.	W/L	DATE	OPPONENT	ATTEND.	SCORE	REC.	W/L
10/31	@GOLDEN STATE	15,460	94-96	0-1	L	1/27	@WASHINGTON	19,212	82-89	24-18	L
11/2	PORTLAND	18,463	108-82	1-1	W	1/29	@ATLANTA	11,434	95-82	25-18	W
11/4	@DENVER	13,312	102-99	2-1	W	1/31	VANCOUVER	16,502	101-92	26-18	W
11/5	HOUSTON	16,735	104-99	3-1	W	2/1	@PORTLAND	19,980	92-100	26-19	L
11/7	SAN ANTONIO	16,683	100-81	4-1	W	2/4	CHARLOTTE	17,065	85-82	27-19	W
11/9	ATLANTA	16,792	88-79	5-1	W	2/6	CHICAGO	17,197	97-80	28-19	W
11/11	MIAMI	18,120	84-82	6-1	W	2/7	@LA LAKERS	18,997	83-85	28-20	L
11/15	DALLAS	16,652	99-78	7-1	W	2/13	@GOLDEN STATE	13,414	93-83	29-20	W
11/17	NEW YORK	18,738	85-90	7-2	L	2/14	MINNESOTA	17,747	104-96	30-20	W
11/18	@HOUSTON	12,694	89-94	7-3	L	2/18	@PHILADELPHIA	20,781	98-104	30-21	L
11/22	NEW JERSEY	17,239	97-85	8-3	W	2/20	@ORLANDO	13,968	110-104	31-21	W
11/24	GOLDEN STATE	18,684	80-74	9-3	W	2/21	@MIAMI	16,500	100-85	32-21	W
11/25	@LA CLIPPERS	13,510	95-89*	10-3	W	2/23	@NEW YORK	19,763	88-84*	33-21	W
11/29	@VANCOUVER	12,314	106-109**	10-4	L	2/25	UTAH	18,846	90-80	34-21	W
12/1	@SACRAMENTO	17,317	98-105	10-5	L	2/28	ORLANDO	17,441	91-97	34-22	L
12/3	PORTLAND	17,621	84-79	11-5	W	3/1	@SAN ANTONIO	16,209	71-91	34-23	L
12/7	@MILWAUKEE	14,236	104-96	12-5	W	3/3	DENVER	18,889	97-82	35-23	W
12/8	@NEW JERSEY	12,543	84-86	12-6	L	3/6	@DENVER	15,763	93-82	36-23	W
12/10	@TORONTO	19,800	95-87	13-6	W	3/7	SACRAMENTO	19,023	89-100	36-24	L
12/11	@CHICAGO	20,962	86-80	14-6	W	3/9	@UTAH	19,911	95-107	36-25	L
12/13	SAN ANTONIO	17,333	103-93	15-6	W	3/11	HOUSTON	19,023	94-92	37-25	W
12/15	LA CLIPPERS	16,689	88-98	15-7	L	3/14	@PORTLAND	19,980	84-79	38-25	W
12/16	@SAN ANTONIO	30,555	82-90	15-8	L	3/15	BOSTON	18,084	101-105	38-26	L
12/19	DETROIT	16,951	84-89	15-9	L	3/17	@DALLAS	18,187	99-109	38-27	L
12/23	DENVER	18,626	102-93	16-9	W	3/20	WASHINGTON	17,245	105-91	39-27	W
12/26	@VANCOUVER	16,110	97-95	17-9	W	3/22	@SEATTLE	17,072	91-88	40-27	W
12/28	LA LAKERS	19,023	78-115	17-10	L	3/23	PHILADELPHIA	19,023	84-71	41-27	W
12/30	TORONTO	19,023	109-103	18-10	W	3/26	LA LAKERS	19,023	104-83	42-27	W
1/2	@SACRAMENTO	17,317	117-121*	18-11	L	3/28	CLEVELAND	18,312	103-94	43-27	W
1/3	LA CLIPPERS	16,592	90-85	19-11	W	3/29	@HOUSTON	12,230	90-85	44-27	W
1/5	VANCOUVER	18,359	108-76	20-11	W	4/1	MILWAUKEE	18,464	106-99	45-27	W
1/7	MINNESOTA	17,531	88-108	20-12	L	4/3	@INDIANA	17,616	81-85	45-28	L
1/11	INDIANA	17,714	93-85	21-12	W	4/4	@CHARLOTTE	15,205	103-94	46-28	W
1/13	@DALLAS	18,187	103-86	22-12	W	4/6	@MINNESOTA	18,627	88-101	46-29	L
1/14	SEATTLE	18,631	87-106	22-13	L	4/7	@CLEVELAND	18,910	102-98	47-29	W
1/17	@SEATTLE	17,072	89-80	23-13	W	4/10	@LA LAKERS	18,997	80-106	47-30	L
1/19	GOLDEN STATE	17,438	95-103	23-14	L	4/11	DALLAS	19,023	111-106	48-30	W
1/21	@UTAH	18,991	98-109	23-15	L	4/13	SEATTLE	19,023	109-100	49-30	W
1/23	@MINNESOTA	19,677	73-82	23-16	L	4/15	SACRAMENTO	19,023	88-86	50-30	W
1/24	@DETROIT	13,113	106-73	24-16	W	4/16	@LA CLIPPERS	19,347	80-100	50-31	L
1/26	@BOSTON	18,203	83-99	24-17	L	4/18	UTAH	19,023	98-93	51-31	W

*Overtime

00-01 Final Statistics

PLAYER	3 PT																
	G	GS	MIN	FGM-FGA	PCT	FGM-FGA	PCT	FTM-FTA	PCT	OR-DR	REB	AST	PF-DQ	STL	TO	BLK	PTS-AVG
MARION	79	79	2857	557-1160	.480	21-82	.256	234-289	.810	220-628	848	160	211-2	132	129	108	1369-17.3
KIDD	77	76	3065	451-1097	.411	69-232	.297	328-403	.814	91-403	494	753	171-1	166	286	23	1299-16.9
ROBINSON	82	82	2751	501-1186	.422	90-249	.361	253-357	.709	105-229	334	237	258-6	87	186	82	1345-16.4
DELK	82	11	2288	383-923	.415	54-168	.321	185-235	.787	76-185	261	160	171-1	75	101	17	1005-12.3
ROGERS	82	3	2183	377-876	.430	56-189	.296	188-247	.761	94-265	359	180	269-5	97	157	47	998-12.2
HARDWAY	4	4	112	15-36	.417	2-8	.250	7-11	.636	5-13	18	15	6-0	6	3	1	39-9.8
GUGLIOTTA	57	2	1159	149-380	.392	3-12	.250	61-77	.792	76-179	255	55	110-0	47	51	21	362-6.4
DEL NEGRO (PHX)	36	0	526	76-144	.528	0-4	.000	25-28	.893	8-43	51	64	42-0	20	19	3	177-4.9
TSAKALIDIS	57	39	947	101-215	.470	0-0	---	54-91	.593	83-159	242	19	137-1	10	66	55	256-4.5
ELIE	68	67	1506	104-246	.423	36-100	.360	55-69	.797	38-117	155	131	112-0	58	60	12	299-4.4
MCPHERSON	33	0	308	47-96	.490	0-6	.000	18-24	.750	20-28	48	16	48-0	12	23	3	112-3.4
PERRY (PHX)	43	6	460	60-129	.465	1-4	.250	16-22	.727	8-34	42	74	28-0	19	32	1	137-3.2
SANTIAGO	54	2	581	64-134	.478	0-0	---	42-61	.689	35-67	102	11	101-1	17	47	21	170-3.1
BLOUNT	30	6	387	23-47	.489	0-0	---	8-15	.533	35-50	85	8	75-2	13	18	5	54-1.8
GARCES	10	0	62	7-15	.467	0-0	---	2-8	.250	12-10	22	4	14-0	2	5	1	16-1.6
DUDLEY	53	33	613	29-73	.397	0-0	---	14-36	.389	64-119	183	18	111-1	14	26	29	72-1.4
SUNS	82		19805	2944-6757	.436	332-1054	.315	1490-1973	.755	970-2529	3499	1905	1864-20	775	1251	429	7710-94.0
OPPONENTS	82		19805	2792-6422	.435	327-937	.349	1618-2127	.761	902-2588	3490	1652	1819-14	682	1433	416	7529-91.8

Season Review 01-02

RECORD**36-46**

It was a season of transition for the Suns as 20 different players dotted the roster during the season. Three in-season trades, two summer trades and a coaching change were factors in the season of flux and Phoenix missed the playoffs for the first time since 1987-88.

Prior to the season the Suns acquired **Stephon Marbury** from New Jersey in exchange for **Jason Kidd** and **John Wallace** and **Jud Buechler** from Detroit for **Clifford Robinson**. During the season the Suns added **Jake Voskuhl**, **Bo Outlaw**, **Joe Johnson**, **Milt Palacio** and **Randy Brown** through trades. On February 17 the club had a change of leadership when **Frank Johnson** took over for **Scott Skiles**.

But the flurry of activity did not stop the Suns from winning the 1,500th game in club history with a 92-83 win over San Antonio on February 24. In the process the Suns became the fourth-fastest franchise in NBA history to reach the 1,500-win mark.

In his first season with the Suns, Marbury averaged a team-best 20.4 points, the first time a Phoenix player averaged 20-plus points since 1996-97 when Kevin Johnson had 20.1 points. **Shawn Marion** added 19.1 points to give the Suns their first 19-plus point tandem since 1993-94 when Charles Barkley (21.6) and KJ (20.0) turned the trick. Marbury was also sixth in the NBA with 8.1 assists and Marion was one of two NBA players to be ranked in the top 40 in seven of the league's nine major statistical categories, including eighth with 9.9 rebounds.

The season marked the last in the 14-year NBA career of **Dan Majerle** and the Phoenix fan favorite finished his career with a made three-pointer to give him 800 for his Suns tenure and 1,360 (fifth in NBA history) over his career.

After joining the Suns on February 20 from Boston in a trade for **Rodney Rogers** and **Tony Delk**, Joe Johnson averaged 9.6 points and 4.1 rebounds in 29 games and earned All-NBA Rookie Second Team honors at season's end.



FRONT ROW: Assistant Strength Coach Tommy Boyer-Kendrick, Assistant Coach Al Bianchi, Assistant Coach Phil Weber, Head Coach Frank Johnson, Randy Brown, Milt Palacio, Anfernee Hardaway, Dan Majerle, Stephon Marbury, Joe Crispin, Assistant Coach Jim Boylan, Head Trainer Aaron Nelson, Equipment Manager Rich Howell.

BACK ROW: Assistant Trainer Casey Smith, Shawn Marion, Joe Johnson, Alton Ford, Jake Voskuhl, Jake Tsakalidis, Tom Gugliotta, Bo Outlaw, John Wallace, Strength Coach Robin Pound.

DATE	OPPONENT	ATTEND.	SCORE	REC.	W/L	DATE	OPPONENT	ATTEND.	SCORE	REC.	W/L
10/30	DENVER	16,421	96-99	0-1	L	1/24	@NEW YORK	19,763	91-96	21-21	L
11/1	@GOLDEN STATE	14,624	107-101	1-1	W	1/26	@WASHINGTON	20,674	102-112	21-22	L
11/2	@LA LAKERS	18,997	94-117	1-2	L	1/29	CHICAGO	13,745	91-90	22-22	W
11/4	HOUSTON	13,562	100-103	1-3	L	1/31	@PORTLAND	19,493	97-105	22-23	L
11/6	MEMPHIS	12,765	113-101	2-3	W	2/1	GOLDEN STATE	18,733	104-98	23-23	W
11/8	ATLANTA	13,206	108-80	3-3	W	2/3	@GOLDEN STATE	9,326	98-97	24-23	W
11/10	@LA CLIPPERS	17,111	102-111	3-4	L	2/6	@SEATTLE	15,124	79-90	24-24	L
11/13	@SEATTLE	10,880	92-91	4-4	W	2/12	@DETROIT	13,952	99-71	25-24	W
11/14	ORLANDO	17,393	92-93	4-5	L	2/13	@MINNESOTA	18,701	92-107	25-25	L
11/16	LA LAKERS	19,023	95-83	5-5	W	2/15	WASHINGTON	19,023	96-97	25-26	L
11/18	TORONTO	14,823	81-87	5-6	L	2/17	DALLAS	16,809	92-105	25-27	L
11/21	NEW YORK	15,740	96-72	6-6	W	2/19	SEATTLE	14,716	91-103	25-28	L
11/23	@MEMPHIS	16,308	103-89	7-6	W	2/21	@MEMPHIS	13,417	78-72	26-28	W
11/24	@DALLAS	19,869	104-119	7-7	L	2/22	@CHICAGO	18,381	83-91	26-29	L
11/26	@UTAH	17,720	111-104*	8-7	W	2/24	SAN ANTONIO	15,836	92-83	27-29	W
11/28	MILWAUKEE	15,590	104-84	9-7	W	2/26	@SAN ANTONIO	19,013	91-99	27-30	L
11/30	UTAH	15,046	98-76	10-7	W	2/28	INDIANA	16,095	107-100*	28-30	W
12/1	@PORTLAND	18,487	97-83	11-7	W	3/2	HOUSTON	15,686	97-104	28-31	L
12/3	GOLDEN STATE	13,656	110-93	12-7	W	3/5	@DALLAS	19,745	77-81	28-32	L
12/5	@NEW JERSEY	11,452	87-106	12-8	L	3/6	NEW JERSEY	16,251	89-87	29-32	W
12/7	@BOSTON	15,505	102-109*	12-9	L	3/8	MINNESOTA	16,914	81-76	30-32	W
12/9	@TORONTO	19,800	91-90	13-9	W	3/10	CHARLOTTE	15,003	82-88	30-33	L
12/12	SACRAMENTO	14,568	114-88	14-9	W	3/12	@MIAMI	15,358	78-90	30-34	L
12/14	SAN ANTONIO	16,187	93-105	14-10	L	3/13	@ORLANDO	14,771	114-119*	30-35	L
12/15	@DENVER	13,593	98-106	14-11	L	3/15	@ATLANTA	13,563	89-104	30-36	L
12/18	LA CLIPPERS	15,945	92-96	14-12	L	3/16	@CHARLOTTE	10,582	76-87	30-37	L
12/22	PORTLAND	16,234	102-90	15-12	W	3/21	DETROIT	18,299	82-95	30-38	L
12/23	@SACRAMENTO	17,317	101-133	15-13	L	3/23	@LA CLIPPERS	19,455	97-94	31-38	W
12/26	@HOUSTON	12,620	97-91	16-13	W	3/25	CLEVELAND	18,055	102-96	32-38	W
12/27	BOSTON	19,023	84-82	17-13	W	3/27	LA LAKERS	19,023	118-106	33-38	W
12/29	DENVER	17,976	109-92	18-13	W	3/29	LA CLIPPERS	18,508	94-96	33-39	L
1/2	PHILADELPHIA	18,695	81-102	18-14	L	3/30	@HOUSTON	13,448	90-88	34-39	W
1/4	@LA LAKERS	18,997	86-118	18-15	L	4/2	@CLEVELAND	13,688	96-101	34-40	L
1/5	SACRAMENTO	17,042	112-118	18-16	L	4/3	@PHILADELPHIA	20,652	83-89*	34-41	L
1/8	@UTAH	18,976	84-98	18-17	L	4/5	@INDIANA	16,419	87-97	34-42	L
1/10	MEMPHIS	14,379	96-102	18-18	L	4/6	@MINNESOTA	18,716	104-108	34-43	L
1/12	MIAMI	15,304	108-74	19-18	W	4/9	SEATTLE	16,667	99-92	35-43	W
1/13	@SACRAMENTO	17,317	100-103	19-19	L	4/11	UTAH	17,158	96-97	35-44	L
1/16	PORTLAND	13,957	99-108	19-20	L	4/13	@DENVER	16,807	94-98	35-45	L
1/18	MINNESOTA	16,860	103-100*	20-20	W	4/16	@SAN ANTONIO	30,186	71-95	35-46	L
1/22	@MILWAUKEE	17,036	92-81	21-20	W	4/17	DALLAS	19,023	89-76	36-46	W

*Overtime

01-02 Final Statistics

PLAYER	G	GS	MIN	3 PT				FTM-FTA	PCT	OR-DR	REB	AST	PF-DQ	STL	TO	BLK	PTS-AVG
				FGM-FGA	PCT	FGM-FGA	PCT										
MARBURY	82	80	3187	625-1413	.442	71-248	.286	353-452	.781	75-191	266	666	186-0	77	284	13	1674-20.4
MARION	81	81	3109	654-1395	.469	48-122	.393	191-226	.845	211-592	803	162	214-0	149	144	86	1547-19.1
ROGERS	50	7	1254	249-534	.466	49-140	.350	82-99	.828	95-146	241	72	148-2	50	66	17	629-12.6
HARDAWAY	80	55	2462	389-931	.418	23-83	.277	158-195	.810	98-252	350	324	184-0	122	189	32	959-12.0
DELK	41	1	877	166-416	.399	47-147	.320	56-67	.836	38-86	124	81	60-0	31	40	4	435-10.6
JOHNSON (PHX)	29	27	913	121-288	.420	14-42	.333	21-27	.778	35-83	118	105	55-0	26	43	11	277-9.6
TSAKALOIDIS	67	47	1582	190-400	.475	0-1	.000	111-159	.698	130-244	374	23	193-4	23	78	69	491-7.3
GUGLIOTTA	44	40	1129	127-301	.422	3-9	.333	28-37	.757	59-162	221	77	116-1	39	61	30	285-6.5
WALLACE	46	0	490	93-214	.435	5-13	.385	40-46	.870	27-58	85	29	60-0	11	29	9	231-5.0
VOSKUHL	59	34	900	107-193	.554	0-0	---	82-109	.752	103-147	250	18	139-1	11	48	23	296-5.0
OUTLAW (PHX)	73	36	1768	153-278	.550	1-2	.500	35-84	.417	132-203	335	122	182-1	61	85	83	342-4.7
MAJERLE	65	1	1180	99-289	.343	79-235	.336	23-39	.590	28-148	176	90	104-0	48	35	15	300-4.6
CRISPIN (PHX)	15	0	129	23-56	.411	15-35	.429	8-8	1.000	2-8	10	24	8-0	4	9	0	69-4.6
FORD	53	0	452	61-118	.517	0-0	---	42-57	.737	32-75	107	7	99-0	6	32	7	164-3.1
PALACIO (PHX)	28	1	272	30-79	.380	1-7	.143	18-23	.783	3-20	23	29	23-0	9	16	1	79-2.8
SANTIAGO	3	0	24	4-8	.500	0-0	---	0-0	---	0-7	7	2	4-0	0	2	1	8-2.7
BELL	5	0	42	3-11	.273	0-6	.000	2-2	1.000	2-2	4	2	3-0	0	5	0	8-1.6
BUECHLER	6	0	54	2-6	.333	2-6	.333	0-0	---	2-6	8	3	7-0	1	1	0	6-1.0
DEL NEGRO	2	0	6	1-4	.250	0-0	---	0-0	---	0-0	0	2	0-0	0	0	0	2-1.0
BROWN (TOT)	1	0	6	0-1	.000	0-0	---	0-0	---	0-0	0	2	1-0	0	0	1	0-0.0
SUNS	82		19830	3097-6934	.447	358-1096	.327	1250-1630	.767	1072-2430	3502	1838	1785-9	668	1205	401	7802-95.1
OPPONENTS	82		19830	2957-6663	.444	433-1208	.358	1511-2013	.751	1030-2493	3523	1821	1521-9	685	1265	475	7858-95.8

Season Review 02-03

RECORD**44-38**

Only one year removed from missing the postseason, the Suns reemerged as playoff contenders by securing the eighth and final seed in the competitive Western Conference. Sparking the eight-game improvement were 2003 All-Stars **Stephon Marbury** and **Shawn Marion**, the veteran leadership of **Anfernee Hardaway** and 2002-03 "got milk?" NBA Rookie of the Year **Amar'e Stoudemire**.

The Suns weren't just content with being back on their postseason course, though. The young squad put a scare into the NBA's top team and eventual NBA Champion San Antonio Spurs by stealing two victories in their first-round series on a couple of improbable game-winning shots by Marbury (Game 1) and **Jake Voskuhl** (Game 4).

The Suns' turnaround began at the 2002 NBA Draft when Phoenix selected high school phenom Stoudemire and **Casey Jacobsen** in the first round. Stoudemire eventually became the league's youngest ROY winner in the award's history and just the third Suns player to win the honor, following Walter Davis in 1977-78 and Alvan Adams in 1975-76.

Phoenix also got two All-Star performances from its top two players, Marbury and Marion, who became the Suns' first All-Star duo since 1995 (**Charles Barkley** and **Dan Majerle**). Marbury was the only player in the NBA to be in the top 12 in points (22.3, 12th) and assists (8.1, 4th), and capped his season with his second selection to the All-NBA Third Team. Marion finished the season as the only player ranked in top 20 in points (21.2, 17th) and top 10 in rebounds (9.5, 8th) and steals (2.28, 3rd).

Phoenix was a season-best 10 games above .500 on Jan. 12 (24-14) until injuries to three of the team's five opening night starters (Hardaway, **Jake Tsakalidis**, **Tom Gugliotta**) sent the team into a midseason slump. Led by **Frank Johnson**, in his first full season as head coach, the Suns won eight of their last 12 games to clinch a playoff spot in the final week of the regular season.

The campaign was only the second in the franchise's 35 years and the first since 1970-71 that the Suns did not make a player addition/subtraction or coaching change during the season.



FRONT ROW: Assistant Coach Phil Weber, Assistant Coach Mike D'Antoni, Head Coach Frank Johnson, Stephon Marbury, Joe Johnson, Anfernee Hardaway, Shawn Marion, Casey Jacobsen, Randy Brown, Assistant Coach Marc Iavaroni, Assistant Coach Tim Grgrich, Equipment Manager Rich Howell, Assistant Video Coordinator Ron DuBois.
BACK ROW: Head Trainer Aaron Nelson, Assistant Trainer Casey Smith, Alton Ford, Bo Outlaw, Jake Voskuhl, Jake Tsakalidis, Scott Williams, Dan Langhi, Tom Gugliotta, Amar'e Stoudemire, Video Coordinator Garrick Barr, Strength Coach Robin Pound.

DATE	OPPONENT	ATTEND.	SCORE	REC.	W/L	DATE	OPPONENT	ATTEND.	SCORE	REC.	W/L
10/30	@SEATTLE	14,002	73-86	0-1	L	1/22	@MIAMI	14,633	85-92	25-18	L
11/1	CLEVELAND	16,133	78-74	1-1	W	1/24	@ORLANDO	14,707	110-107	26-18	W
11/2	@DALLAS	19,783	83-97	1-2	L	1/26	@NEW YORK	18,859	98-106	26-19	L
11/3	DETROIT	13,256	82-84	1-3	L	1/27	@WASHINGTON	20,173	93-98	26-20	L
11/6	ATLANTA	14,685	93-88	2-3	W	1/29	LA LAKERS	18,437	90-99	26-21	L
11/8	PORTLAND	15,009	86-75	3-3	W	1/31	@LA CLIPPERS	17,875	98-92	27-21	W
11/13	@DENVER	11,846	75-72	4-3	W	2/1	GOLDEN STATE	16,174	116-107	28-21	W
11/15	HOUSTON	16,284	88-87	5-3	W	2/3	CHICAGO	14,113	115-111*	29-21	W
11/19	@UTAH	19,410	76-99	5-4	L	2/11	LA CLIPPERS	15,085	106-107	29-22	L
11/22	@SACRAMENTO	17,317	101-118	5-5	L	2/14	NEW YORK	15,438	115-116	29-23	L
11/23	DENVER	15,121	79-80	5-6	L	2/16	BOSTON	16,748	102-92	30-23	W
11/25	MILWAUKEE	12,986	86-81	6-6	W	2/19	HOUSTON	17,467	89-107	30-24	L
11/27	NEW JERSEY	16,615	82-75	7-6	W	2/21	@TORONTO	18,695	89-92	30-25	L
11/29	SAN ANTONIO	17,252	94-87	8-6	W	2/23	@MINNESOTA	15,771	97-99	30-26	L
11/30	@GOLDEN STATE	13,322	90-100	8-7	L	2/24	@CHICAGO	17,057	87-90	30-27	L
12/2	MIAMI	12,420	90-100*	8-8	L	2/26	@MILWAUKEE	17,213	118-112	31-27	W
12/4	MEMPHIS	12,939	98-85	9-8	W	3/1	NEW ORLEANS	16,133	92-97	31-28	L
12/6	INDIANA	15,073	102-96	10-8	W	3/4	@SAN ANTONIO	18,797	104-97	32-28	W
12/8	@MEMPHIS	12,469	94-102	10-9	L	3/5	PORTLAND	15,314	98-92	33-28	W
12/9	@NEW JERSEY	10,248	93-106	10-10	L	3/9	MINNESOTA	19,023	98-105	33-29	L
12/11	@BOSTON	13,049	103-94	11-10	W	3/11	@GOLDEN STATE	16,433	98-113	33-30	L
12/13	@PHILADELPHIA	19,894	99-91	12-10	W	3/13	SACRAMENTO	18,184	109-84	34-30	W
12/14	@ATLANTA	7,851	102-88	13-10	W	3/16	@HOUSTON	15,717	75-85	34-31	L
12/16	ORLANDO	13,112	87-84	14-10	W	3/17	TORONTO	15,326	95-91*	35-31	W
12/17	@SACRAMENTO	17,317	86-95	14-11	L	3/19	UTAH	15,196	86-99	35-32	L
12/20	@LA CLIPPERS	15,970	87-76	15-11	W	3/21	WASHINGTON	19,023	109-83	36-32	W
12/21	SACRAMENTO	18,133	110-101	16-11	W	3/22	@DALLAS	20,087	95-102	36-33	L
12/23	SEATTLE	16,145	89-88	17-11	W	3/24	SEATTLE	18,535	73-82	36-34	L
12/27	LA CLIPPERS	15,756	108-95	18-11	W	3/26	@MEMPHIS	14,524	101-99	37-34	W
12/29	@CLEVELAND	9,410	103-84	19-11	W	3/28	@DETROIT	22,076	94-91	38-34	W
12/30	@MINNESOTA	18,347	98-104	19-12	L	3/30	@INDIANA	15,258	81-92	38-35	L
1/2	PHILADELPHIA	17,557	96-78	20-12	W	4/1	DENVER	17,124	95-65	39-35	W
1/4	LA LAKERS	19,023	107-93	21-12	W	4/5	MINNESOTA	18,413	111-94	40-35	W
1/5	@LA LAKERS	18,642	97-109	21-13	L	4/6	@LA LAKERS	18,997	113-115*	40-36	L
1/7	@PORTLAND	18,669	88-81	22-13	W	4/8	@DENVER	13,873	98-78	41-36	W
1/8	@UTAH	19,820	93-99	22-14	L	4/9	DALLAS	17,136	112-89	42-36	W
1/10	MEMPHIS	15,005	99-93	23-14	W	4/11	GOLDEN STATE	17,792	117-101	43-36	W
1/12	UTAH	15,348	107-99	24-14	W	4/13	SAN ANTONIO	19,023	92-85	44-36	W
1/14	@SAN ANTONIO	17,101	100-108*	24-15	L	4/15	@PORTLAND	20,580	102-120	44-37	L
1/15	@HOUSTON	10,171	96-102	24-16	L	4/16	@SEATTLE	17,072	70-84	44-38	L
1/17	DALLAS	19,023	111-106	25-16	W						
1/20	@NEW ORLEANS	16,034	102-114	25-17	L						

*Overtime

02-03 Final Statistics

PLAYER	G	GS	MIN	3 PT				REBOUNDS				AST	PF-DQ	STL	TO	BLK	PTS-AVG
				FGM-FGA	PCT	FGM-FGA	PCT	FTM-FTA	PCT	OR-DR	TOT						
MARBURY	81	81	3240	671-1530	.439	89-296	.301	375-467	.803	53-210	263	654	200-1	108	263	20	1806-22.3
MARION	81	81	3373	662-1466	.452	141-364	.387	251-295	.851	199-574	773	198	208-0	185	157	95	1716-21.2
STOUDEMIRE	82	71	2570	392-830	.472	2-10	.200	320-484	.661	250-471	721	78	269-3	62	189	87	1106-13.5
HARDWAY	58	51	1777	256-573	.447	26-73	.356	77-97	.794	66-192	258	235	150-1	66	145	26	615-10.6
JOHNSON	82	34	2255	316-796	.397	75-205	.366	96-124	.774	57-207	264	210	143-0	62	108	19	803-9.8
JACOBSEN	72	0	1147	122-327	.373	52-165	.315	72-105	.686	29-54	83	73	90-0	35	55	6	368-5.1
TSAKALIDIS	33	27	543	61-135	.452	0-0	---	39-58	.672	45-77	122	13	80-1	6	26	17	161-4.9
GUGLIOTTA	27	11	447	60-132	.455	0-1	.000	9-9	1.000	25-75	100	31	35-0	14	31	5	129-4.8
OUTLAW	80	20	1800	153-278	.550	0-2	.000	72-116	.621	134-234	368	112	194-1	50	76	71	378-4.7
WILLIAMS	69	33	872	120-292	.411	0-2	.000	33-42	.786	72-121	193	22	159-2	27	32	21	273-4
VOSKUHIL	65	1	947	92-163	.564	0-0	---	64-96	.667	97-128	225	36	172-0	18	48	29	248-3.8
LANGHI	60	0	541	81-202	.401	9-31	.290	12-20	.600	19-68	87	21	58-0	15	16	6	183-3.1
BROWN	32	0	262	16-43	.372	0-0	---	9-12	.750	3-23	26	35	36-0	17	17	2	41-1.3
FORD	11	0	31	3-9	.333	0-0	---	1-3	.333	0-6	6	1	7-0	0	2	0	7-0.6
SUNS	82		19805	3005-6776	.443	394-1149	.343	1430-1928	.742	1049-2440	3489	1719	1801-9	665	1208	404	7834-95.5
OPPONENTS	82		19805	2913-6658	.438	436-1361	.320	1479-1932	.766	1031-2487	3518	1824	1763-20	639	1309	453	7741-94.4

Season Review 03-04

From the roster to the coaching staff to the arena they play in, 2003-04 became a season of change and adjustment for the Phoenix Suns.

RECORD
29-53

The season began with high hopes, but after struggling through the first six weeks, the Suns opted for a coaching change. **Mike D'Antoni** was named the club's 12th head coach in team history on Dec. 10, replacing **Frank Johnson**. Less than one month later on Jan. 5, Phoenix pulled off a major deal that sent **Stephon Marbury**, **Anfernee Hardaway** and **Cezary Trybanski** to New York for **Antonio McDyess**, **Howard Easley**, **Maciej Lampe**, **Charlie Ward**, the draft rights to **Milos Vujanic**, two first-round picks and cash.

Even though the team finished 29-53 and missed the playoffs, the deal offered salary cap flexibility and transformed the club into the youngest team in the NBA, and put the franchise in excellent position to improve via free agency in the offseason.

One player who clearly benefited from the trade was **Joe Johnson**, who took advantage of increased playing time, and averaged nearly 20 points, five rebounds and five assists in the final 48 games. After a slow start, **Amar'e Stoudemire** led the Suns in scoring with 20.6 points, but played in only 55 games due to a left ankle, big toe injury.

Suns Chairman and CEO **Jerry Colangelo** was elected to the Naismith Memorial Basketball Hall of Fame in Springfield, Mass. on April 5, joining former Suns player **Connie Hawkins** as a recipient of the sport's highest honor. Shortly after the season ended, Arizona native **Robert Sarver** led an investment group that purchased the club for an NBA record \$401 million on June 30.



FRONT ROW: Video Coordinator Danny Aning, Assistant Coach/NBA Scout Todd Quinter, Assistant Coach Marc Iavaroni, Assistant Coach Tim Grgurich, Howard Easley, Donnell Harvey, Joe Johnson, Casey Jacobsen, Leandro Barbosa, Head Coach Mike D'Antoni, Assistant Coach Phil Weber, Athletic Trainer Aaron Nelson, Equipment Manager Rich Howell. **BACK ROW:** Assistant Athletic Trainer Mike Elliott, Strength Coach/Assistant Trainer Casey Smith, Amar'e Stoudemire, Antonio McDyess, Zarko Cabarkapa, Jake Voskuhl, Maciej Lampe, Jahidi White, Shawn Marion, Assistant Video Coordinator Noel Gillespie, Assistant Equipment Manager Jay Gaspar.

DATE	OPPONENT	ATTEND.	SCORE	REC.	W/L	DATE	OPPONENT	ATTEND.	SCORE	REC.	W/L
10/28	@SAN ANTONIO	18,797	82-83	0-1	L	1/19	@L.A. LAKERS	18,312	88-85	16-26	W
10/30	CLEVELAND	18,422	95-86	1-1	W	1/21	@DENVER	15,652	92-97	16-27	L
11/1	L.A. LAKERS	18,422	99-103	1-2	L	1/23	SAN ANTONIO	17,799	84-86	16-28	L
11/5	@UTAH	18,852	80-91	1-3	L	1/25	@MINNESOTA	16,002	95-99	16-29	L
11/7	MEMPHIS	16,485	96-88	2-3	W	1/27	@ATLANTA	11,179	89-85	17-29	W
11/10	@GOLDEN STATE	13,278	99-96	3-3	W	1/28	@INDIANA	16,111	79-101	17-30	L
11/12	ATLANTA	15,703	94-99	3-4	L	1/30	@WASHINGTON	14,125	100-105	17-31	L
11/14	@HOUSTON	18,134	85-90	3-5	L	1/31	@NEW YORK	19,763	105-110	17-32	L
11/15	DETROIT	15,681	91-100	3-6	L	2/2	HOUSTON	16,446	99-79	18-32	W
11/18	CHICAGO	14,263	95-82	4-6	W	2/4	PORTLAND	14,121	97-101	18-33	L
11/20	ORLANDO	15,203	96-89	5-6	W	2/6	SEATTLE	16,486	105-107	18-34	L
11/22	MIAMI	16,379	100-98	6-6	W	2/7	UTAH	15,792	92-96	18-35	L
11/25	@DENVER	12,003	80-111	6-7	L	2/10	TORONTO	14,138	94-101	18-36	L
11/26	DALLAS	17,205	121-90	7-7	W	2/11	@GOLDEN STATE	14,587	99-110	18-37	L
11/28	GOLDEN STATE	15,826	83-92	7-8	L	2/17	@MINNESOTA	16,181	95-110	18-38	L
12/1	INDIANA	14,398	82-89	7-9	L	2/20	@MEMPHIS	15,710	92-97	18-39	L
12/3	MINNESOTA	16,508	79-92	7-10	L	2/22	L.A. LAKERS	18,422	92-104	18-40	L
12/5	@BOSTON	15,116	110-106	8-10	W	2/25	NEW YORK	17,769	113-95	19-40	W
12/6	@NEW JERSEY	14,639	88-99	8-11	L	2/27	@SEATTLE	15,224	104-99	20-40	W
12/8	@ORLANDO	12,584	98-105	8-12	L	2/29	@SACRAMENTO	17,317	94-108	20-41	L
12/9	@MIAMI	14,568	72-92	8-13	L	3/3	NEW JERSEY	17,332	87-74	21-41	W
12/11	NEW ORLEANS	17,173	101-111	8-14	L	3/6	SAN ANTONIO	16,039	86-107	21-42	L
12/13	@L.A. CLIPPERS	14,874	91-106	8-15	L	3/8	@DALLAS	20,357	90-103	21-43	L
12/14	@SACRAMENTO	17,317	102-107	8-16	L	3/12	UTAH	14,790	90-99	21-44	L
12/16	SEATTLE	15,063	92-91*	9-16	W	3/13	DALLAS	16,705	90-113	21-45	L
12/18	@PORTLAND	16,576	94-101	9-17	L	3/15	@HOUSTON	16,328	99-97*	22-45	W
12/20	HOUSTON	15,302	102-87	10-17	W	3/16	L.A. CLIPPERS	15,539	98-110	22-46	L
12/21	@L.A. LAKERS	18,897	101-107	10-18	L	3/19	MINNESOTA	18,422	80-93	22-47	L
12/23	@SEATTLE	14,527	90-116	10-19	L	3/20	MILWAUKEE	18,422	123-111	23-47	W
12/26	BOSTON	17,034	102-104	10-20	L	3/23	@CLEVELAND	19,024	103-86	24-47	W
12/28	PHILADELPHIA	17,259	100-92	11-20	W	3/24	@PHILADELPHIA	17,947	94-99	24-48	L
12/29	@L.A. CLIPPERS	13,405	113-105	12-20	W	3/26	@NEW ORLEANS	13,108	99-94	25-48	W
1/2	@DETROIT	22,076	81-93	12-21	L	3/27	@SAN ANTONIO	18,797	76-105	25-49	L
1/4	@TORONTO	19,029	73-83	12-22	L	3/29	WASHINGTON	15,124	101-95	26-49	W
1/5	@CHICAGO	16,720	82-87	12-23	L	4/2	@MEMPHIS	19,351	99-109	26-50	L
1/7	@MILWAUKEE	14,009	87-95	12-24	L	4/3	@DALLAS	20,348	103-124	26-51	L
1/9	SACRAMENTO	16,848	93-113	12-25	L	4/7	DENVER	16,797	96-111	26-52	L
1/13	DENVER	15,910	92-105	12-26	L	4/9	SACRAMENTO	18,422	101-96	27-52	W
1/15	@PORTLAND	14,202	105-96	13-26	W	4/11	MEMPHIS	15,216	89-83	28-52	W
1/16	GOLDEN STATE	14,921	104-93	14-26	W	4/13	L.A. CLIPPERS	17,108	96-98	28-53	L
1/18	PORTLAND	15,131	96-92	15-26	W	4/14	@UTAH	19,911	89-84	29-53	W

*Overtime

03-04 Final Statistics

PLAYER	3 PT										REBOUNDS							
	G	GS	MIN	FGM-FGA	PCT	FGM-FGA	PCT	FTM-FTA	PCT	OR-DR	TOT	AST	PF-DQ	STL	TO	BLK	PTS-AVG	
MARBURY	34	34	1415	262-606	.432	37-118	.314	147-185	.795	19-98	117	281	74-0	64	97	5	708-20.8	
STOUDÉMIRE	55	53	2025	411-865	.475	1-5	.200	310-435	.713	157-339	496	78	188-5	64	177	89	1133-20.6	
MARION	79	79	3217	590-1341	.440	90-265	.340	228-268	.851	212-525	737	214	203-1	167	156	104	1498-19.0	
JOHNSON	82	77	3331	555-1291	.430	83-272	.305	174-232	.750	80-305	385	362	177-1	93	199	26	1367-16.7	
HARDWAY	34	10	876	120-271	.443	14-35	.400	42-49	.857	27-71	98	97	65-1	28	42	8	296-8.7	
BARBOSA	70	46	1506	210-470	.447	83-210	.395	47-61	.770	23-100	123	165	184-6	93	120	7	550-7.9	
WILLIAMS	16	10	267	53-101	.525	2-2	1.000	9-13	.692	23-49	72	6	45-0	15	6	7	117-7.3	
MCDYESS (PHX)	24	14	506	61-126	.484	0-0	—	16-31	.516	39-99	138	16	71-5	25	30	13	138-5.8	
ISLEY (PHX)	34	0	727	86-249	.345	24-78	.308	44-53	.830	13-50	63	117	52-0	26	48	2	240-7.1	
VOSKUHL	66	43	1606	152-300	.507	0-0	—	134-181	.740	123-220	343	57	258-8	42	77	25	438-6.6	
JACOBSEN	78	13	1828	150-360	.417	75-180	.417	91-111	.820	42-159	201	98	144-0	48	68	9	466-6.0	
LAMPE	21	0	224	43-88	.489	0-4	.000	10-13	.769	9-35	44	9	28-0	3	15	3	96-4.6	
WHITE (PHX)	61	17	861	99-189	.524	0-0	—	63-126	.500	97-164	261	7	176-4	25	65	50	261-4.3	
CABARKAPA	49	4	570	81-197	.411	6-32	.188	35-53	.660	26-73	99	40	75-0	10	54	13	203-4.1	
HARVEY (PHX)	36	7	438	53-112	.473	0-0	—	35-44	.795	19-73	92	13	85-0	14	23	16	141-3.9	
GUGLIOTTA	30	3	304	31-99	.313	0-1	.000	6-8	.750	15-41	56	21	34-0	14	20	4	68-2.3	
ARCHIBALD	1	0	6	0-1	.000	0-0	—	1-2	.500	0-1	1	1	1-0	0	1	0	1-1.0	
KNIGHT	3	0	19	1-3	.333	0-0	—	0-0	—	0-3	3	4	1-0	3	3	1	2-0.7	
TRYBANSKI	4	0	10	0-2	.000	0-0	—	0-0	—	0-1	1	0	1-0	0	2	1	0-0.0	
SUNS	82	19730	2958-6671	.443	415-1202	.345	1392-1865	.746	924-2406	3330	1586	1862-31	734	1249	383	7723-94.2		
OPPONENTS	82	19730	2975-6671	.446	479-1374	.349	1601-2093	.765	1038-2550	3588	1760	1589-3	649	1304	431	8030-97.9		

Season Review 04-05

RECORD**62-20**

The Phoenix Suns posted one of the most remarkable turnarounds in NBA history under the direction of new majority owner **Robert Sarver** and became only the second team in NBA history (1979-80 Boston Celtics) to post a 60-win season following a 50-loss season. Prior to the start of the season, few could have predicted what would ensue... best record in the NBA, the third-greatest turnaround in league history, a franchise-record tying 62 regular season victories, including a remarkable 31-10 road record, the team's first trip to the Western Conference Finals since 1993, and NBA MVP (**Steve Nash**), Coach of the Year (**Mike D'Antoni**) and Executive of the Year (**Bryan Colangelo**) individual honors.

Aided by the offseason signings of Nash and **Quentin Richardson**, the Suns jumped out to a 31-4 start and never looked back. The two teamed with **Amar'e Stoudemire**, **Shawn Marion** and **Joe Johnson** to form one of the most explosive starting fives in the NBA in recent memory. The club's high-octane offense posted the league's highest scoring average in a decade (110.4) and broke the NBA record for most three-pointers made in a single season (796).

The surprising Suns were well represented at the 2005 All-Star Weekend in Denver with the entire starting five in attendance, including the outstanding trio of Nash, Stoudemire and Marion in the main event. Nash was the catalyst for the Suns' 33-game improvement and was rewarded by becoming only the second Suns player (**Charles Barkley**, 1992-93) to be named NBA MVP after averaging 15.5 points and a career-high 11.5 assists. In only his third NBA season, Stoudemire averaged a team-high 26.0 points, trailing only **Tom Chambers'** franchise-best 27.2 scoring average set in 1989-90. Marion, who averaged 19.4 points and a career-high 11.3 rebounds, became only the second player ever (David Robinson, 1991-92) to rank in the top five in the league in rebounding and steals.

After locking up home-court advantage throughout the playoffs, the top-seeded Suns earned their first sweep ever in a best-of-seven series by ousting the Memphis Grizzlies in the first round. Then despite losing Johnson to a devastating orbital bone fracture that sidelined him for the remainder of the Western Conference Semifinals in Game 2, the Suns bounced back in spectacular fashion to knock off the Dallas Mavericks in a thrilling six-game series. The eventual NBA Champion San Antonio Spurs knocked off the Suns 4-1 in the Western Conference Finals.



FRONT ROW: Assistant Athletic Trainer Mike Elliott, Strength Coach/Assistant Trainer Erik Phillips, Athletic Trainer Aaron Nelson, Head Coach Mike D'Antoni, Steve Nash, Joe Johnson, Shawn Marion, Quentin Richardson, Jim Jackson, Leandro Barbosa, Assistant Coach Phil Weber, Equipment Manager Rich Howell, Assistant Equipment Manager Jay Gaspar. **BACK ROW:** Assistant Coach/NBA Scout Todd Quinter, Assistant Coach Marc Iavaroni, Bo Outlaw, Walter McCarty, Jake Voskuhl, Steven Hunter, Paul Shirley, Amar'e Stoudemire, Assistant Coach Alvin Gentry, Video Coordinator Noel Gillespie.

DATE	OPPONENT	ATTEND.	SCORE	REC.	W/L	DATE	OPPONENT	ATTEND.	SCORE	REC.	W/L
11/3	ATLANTA	18,422	112-82	1-0	W	1/23	NEW JERSEY	18,139	113-105	32-10	W
11/5	@PHILADELPHIA	19,385	108-98	2-0	W	1/25	@NEW YORK	18,680	133-118	33-10	W
11/6	@NEW JERSEY	13,254	112-80	3-0	W	1/26	@MILWAUKEE	13,847	121-115	34-10	W
11/9	@CHICAGO	17,595	94-74	4-0	W	1/28	@BOSTON	17,109	128-119	35-10	W
11/10	@CLEVELAND	15,190	109-114*	4-1	L	1/30	@TORONTO	19,800	123-105	36-10	W
11/13	SACRAMENTO	18,422	111-113	4-2	L	2/1	@MEMPHIS	16,637	97-108	36-11	L
11/16	@DALLAS	20,238	107-101	5-2	W	2/2	@MINNESOTA	17,179	108-79	37-11	W
11/17	@NEW ORLEANS	11,359	95-84	6-2	W	2/5	NEW YORK	18,422	114-106	38-11	W
11/19	L.A. LAKERS	18,422	107-102	7-2	W	2/8	@SACRAMENTO	17,317	125-123	39-11	W
11/21	@L.A. CLIPPERS	17,077	122-111	8-2	W	2/11	SEATTLE	18,422	105-113	39-12	L
11/22	CHICAGO	15,285	100-82	9-2	W	2/13	@GOLDEN STATE	16,544	106-102*	40-12	W
11/24	MILWAUKEE	15,088	111-104	10-2	W	2/14	UTAH	18,422	136-128	41-12	W
11/26	NEW ORLEANS	17,986	95-86	11-2	W	2/17	DALLAS	18,422	113-119	41-13	L
11/30	@UTAH	17,336	115-102	12-2	W	2/23	L.A. CLIPPERS	18,221	118-101	42-13	W
12/1	CLEVELAND	14,795	120-101	13-2	W	2/26	@DALLAS	20,435	124-123	43-13	W
12/3	MINNESOTA	16,915	93-97	13-3	L	2/27	BOSTON	18,422	113-120*	43-14	L
12/5	@PORTLAND	16,128	121-99	14-3	W	3/3	DETROIT	18,422	100-97	44-14	W
12/7	GOLDEN STATE	14,272	118-104	15-3	W	3/5	PORTLAND	18,422	129-116	45-14	W
12/8	@L.A. LAKERS	18,997	113-110	16-3	W	3/6	@SEATTLE	17,072	110-99	46-14	W
12/10	CHARLOTTE	17,105	115-106	17-3	W	3/9	SAN ANTONIO	18,422	107-101	47-14	W
12/13	ORLANDO	14,228	121-100	18-3	W	3/11	HOUSTON	18,422	107-127	47-15	L
12/15	UTAH	14,908	108-86	19-3	W	3/13	@DENVER	19,556	106-101	48-15	W
12/17	@SEATTLE	17,072	112-110	20-3	W	3/18	GOLDEN STATE	18,422	100-110	48-16	L
12/18	WASHINGTON	16,948	110-96	21-3	W	3/20	@MEMPHIS	18,119	97-91	49-16	W
12/20	@DENVER	19,609	107-105	22-3	W	3/22	@ATLANTA	14,521	105-94	50-16	W
12/23	MEMPHIS	17,422	109-102	23-3	W	3/23	@CHARLOTTE	11,664	120-105	51-16	W
12/26	TORONTO	18,422	106-94	24-3	W	3/25	@MIAMI	20,278	115-125	51-17	L
12/28	@SAN ANTONIO	18,797	94-115	24-4	L	3/26	@ORLANDO	17,283	118-116	52-17	W
12/29	@NEW ORLEANS	16,905	107-96	25-4	W	3/28	DENVER	18,422	123-114	53-17	W
1/2	PORTLAND	18,166	117-98	26-4	W	3/30	PHILADELPHIA	18,422	116-87	54-17	W
1/4	@MINNESOTA	18,132	122-115	27-4	W	4/1	MINNESOTA	18,422	107-98	55-17	W
1/5	@HOUSTON	15,258	108-98	28-4	W	4/3	@HOUSTON	18,203	91-78	56-17	W
1/8	@L.A. CLIPPERS	17,664	108-91	29-4	W	4/5	L.A. LAKERS	18,422	125-99	57-17	W
1/9	INDIANA	18,422	124-89	30-4	W	4/8	@GOLDEN STATE	20,043	119-127	57-18	L
1/11	MIAMI	18,422	122-107	31-4	W	4/9	HOUSTON	18,422	97-98	57-19	L
1/12	@UTAH	19,209	108-115	31-5	L	4/11	@L.A. LAKERS	18,997	108-97	58-19	W
1/14	@INDIANA	18,345	83-101	31-6	L	4/12	NEW ORLEANS	17,616	99-85	59-19	W
1/15	@WASHINGTON	20,173	103-108	31-7	L	4/15	L.A. CLIPPERS	18,422	98-91	60-19	W
1/17	@DETROIT	22,076	80-94	31-8	L	4/16	SACRAMENTO	18,422	116-98	61-19	W
1/19	MEMPHIS	18,422	79-88	31-9	L	4/18	DENVER	18,422	128-114	62-19	W
1/21	SAN ANTONIO	18,422	123-128*	31-10	L	4/20	@SACRAMENTO	17,317	107-132	62-20	L

*Overtime

04-05 Final Statistics

PLAYER	G	GS	MIN	3 PT				REBOUNDS				PF-DQ	STL	TO	BLK	PTS-AVG	
				FGM-FGA	PCT	FTM-FTA	PCT	ORB-DR	TOT	AST							
STOUDEMIRE	80	80	2889	747-1336	.559	3-16	.188	583-795	.733	219-494	713	131	278-5	77	189	130	2080-26.0
MARION	81	81	3146	613-1289	.476	114-341	.334	229-275	.833	235-680	915	154	199-0	163	125	119	1569-19.4
JOHNSON	82	82	3240	544-1179	.461	177-370	.478	135-180	.750	120-302	422	291	167-0	79	148	24	1400-17.1
NASH	75	75	2573	430-857	.502	94-218	.431	211-238	.887	57-192	249	861	136-0	74	245	6	1165-15.5
RICHARDSON	79	78	2839	407-1045	.389	226-631	.358	136-184	.739	91-388	479	158	197-4	96	102	27	1176-14.9
JACKSON (TOT)	64	27	1987	248-582	.426	122-295	.414	54-58	.931	33-236	269	183	153-1	35	115	5	672-10.5
JACKSON (PHO)	40	3	997	130-299	.435	68-148	.459	24-25	.960	23-131	154	97	86-0	12	59	4	352-8.8
BARBOSA	63	6	1087	168-354	.475	51-139	.367	55-69	.797	32-98	130	126	127-0	30	87	7	442-7.0
JACOBSEN	40	0	768	65-157	.414	34-89	.382	48-62	.774	17-50	67	37	56-0	11	27	1	212-5.3
HUNTER	76	3	1046	135-220	.614	0-1	.000	78-163	.479	98-129	227	13	131-1	4	44	102	348-4.6
MCCARTY (TOT)	72	0	906	95-235	.404	55-155	.355	15-29	.517	29-109	138	37	144-1	25	36	15	260-3.6
MCCARTY (PHO)	28	0	353	33-85	.388	25-65	.385	7-14	.500	8-53	61	11	59-1	10	19	6	98-3.5
CABARKAPA	3	0	11	4-7	.571	0-0	—	1-1	1.000	2-1	3	0	0-0	0	0	0	9-3.0
PARKER (TOT)	16	1	144	18-43	.419	3-13	.231	9-13	.692	4-8	12	15	16-0	5	19	0	48-3.0
PARKER (PHO)	5	0	34	7-15	.467	1-4	.250	0-0	—	2-1	3	4	3-0	2	9	0	15-3.0
LAMPE	16	0	119	17-49	.347	2-3	.667	8-12	.667	9-23	32	1	20-0	1	10	2	44-2.8
VOSKUHL	38	1	360	27-59	.458	0-0	—	26-38	.684	30-62	92	17	60-0	4	20	11	80-2.1
TABUSE	4	0	17	1-6	.167	1-1	1.000	4-4	1.000	2-2	4	3	1-0	0	1	0	7-1.8
VROMAN	10	1	57	6-16	.375	0-0	—	4-7	.571	5-8	13	7	11-0	3	7	2	16-1.6
SHIRLEY	9	0	30	5-11	.455	0-0	—	2-4	.500	1-1	2	3	3-0	0	1	0	12-1.3
OUTLAW	39	0	214	12-34	.353	0-0	—	5-9	.556	16-37	53	13	29-0	6	8	12	29-0.7
SUNS	82		19780	3351-7018	.477	796-2026	.393	1556-2080	.748	967-2652	3619	1927	1563-11	572	1125	453	9054-110.4
OPPONENTS	82		19780	3328-7485	.445	494-1476	.335	1320-1775	.744	1233-2550	3783	1741	1750-13	627	1131	342	8470-103.3

Season Review 05-06

A resilient and determined Phoenix Suns team advanced to the Western Conference Finals for the second year in a row after overcoming numerous obstacles.

RECORD
54-28

An unfortunate preseason knee injury to All-Star **Amar'e Stoudemire** and an overhauled roster had critics dismissing the Suns as a playoff contender, but the run-and-gun Suns won their second consecutive Pacific Division title for the first time in franchise history. Despite returning only three active players from the 2004-05 roster (**Steve Nash**, **Shawn Marion**, **Leandro Barbosa**) and the loss of the NBA's fifth-leading scorer (Stoudemire), Phoenix became the first team in NBA history to lead the league in scoring (108.4), field goal percentage (.479), three-point field goal percentage (.399) and free-throw percentage (.806).

Nash directed an explosive offense that featured seven players who recorded career years in scoring. For his efforts, Nash was awarded his second consecutive NBA MVP award after posting career highs in scoring (18.8), rebounds (4.2), field goal percentage (.512), free throw percentage (franchise-record .921) and minutes played (35.4). Equally impressive was teammate Marion, who enjoyed a career year, posting career highs in scoring (21.8), rebounds (11.8), blocks (1.69), double-doubles (60) and field goal percentage (.525). Perhaps, the biggest surprise was the emergence of newcomer **Boris Diaw**, who came to Phoenix from Atlanta in the Joe Johnson sign-and-trade deal, and became the second player (**Kevin Johnson**, 1988-89) in franchise history to be named the NBA's Most Improved Player after averaging 13.3 points, 6.9 rebounds and 6.2 assists.

After locking up the No. 2 seed in the Western Conference playoffs, the Suns became only the eighth team in NBA history to wipe out a 3-1 deficit and defeat the L.A. Lakers in the first round. In yet another grueling seven-game series, Phoenix ousted the L.A. Clippers in the conference semifinals and took a stunning 1-0 lead in the Western Conference Finals with a 121-118 road win in Dallas on May 24. Unfortunately, the win came at a cost. Starting guard **Raja Bell** suffered a left calf strain late in the game that hampered the team's inspirational leader the rest of the series as the pesky Suns finally bowed out in six games.

On Jan. 6, 2006, America West Arena, the Suns home since 1992-93, was officially renamed the US Airways Center.



FRONT ROW: Video Coordinator Noel Gillespie, Assistant Video Coordinator Jason March, Assistant Athletic Trainer Mike Elliott, Strength Coach/Assistant Trainer Erik Phillips, Athletic Trainer Aaron Nelson, Equipment Managers Jay Gaspar and Rich Howell. **MIDDLE ROW:** Assistant Coach Phil Weber, Head Coach Mike D'Antoni, Eddie House, Leandro Barbosa, Raja Bell, Shawn Marion, Dijon Thompson, Steve Nash, Andre Barrett, Assistant Coach Alvin Gentry, Assistant Coach Marc Iavaroni, Assistant Coach Dan D'Antoni. **BACK ROW:** James Jones, Boris Diaw, Pat Burke, Nikoloz Tskitshvili, Amar'e Stoudemire, Kurt Thomas, Brian Grant, Tim Thomas.

DATE	OPPONENT	ATTEND.	SCORE	REC.	W/L	DATE	OPPONENT	ATTEND.	SCORE	REC.	W/L
11/1	DALLAS	17,961	108-111**	0-1	L	1/26	@MIAMI	20,025	107-98	27-15	W
11/3	@L.A. LAKERS	18,997	122-112	1-1	W	1/27	@ATLANTA	13,557	110-106	28-15	W
11/5	@UTAH	18,609	97-88	2-1	W	1/29	@CLEVELAND	20,562	106-113	28-16	L
11/6	SACRAMENTO	17,298	117-118	2-2	L	1/31	@PHILADELPHIA	15,732	123-99	29-16	W
11/10	DETROIT	17,663	104-111	2-3	L	2/1	@BOSTON	15,019	102-94	30-16	W
11/12	GOLDEN STATE	16,562	101-86	3-3	W	2/4	CHICAGO	18,422	118-101	31-16	W
11/16	MEMPHIS	15,808	103-115	3-4	L	2/6	MINNESOTA	17,912	101-103	31-17	L
11/18	UTAH	16,332	102-94	4-4	W	2/8	MEMPHIS	17,801	108-102	32-17	W
11/19	@SAN ANTONIO	18,797	91-97	4-5	L	2/10	SACRAMENTO	18,422	112-104	33-17	W
11/22	TORONTO	16,259	90-82	5-5	W	2/15	@DENVER	18,182	116-101	34-17	W
11/23	@HOUSTON	18,059	100-88	6-5	W	2/16	HOUSTON	18,327	109-75	35-17	W
11/25	NEW JERSEY	18,068	92-81	7-5	W	2/22	BOSTON	18,422	103-94	36-17	W
11/30	INDIANA	16,674	109-91	8-5	W	2/25	CHARLOTTE	18,422	136-121	37-17	W
12/2	DENVER	17,852	102-97	9-5	W	2/27	@HOUSTON	13,521	111-94	38-17	W
12/4	ATLANTA	16,992	112-94	10-5	W	3/1	MILWAUKEE	17,701	123-110	39-17	W
12/6	PORTLAND	15,102	130-85	11-5	W	3/3	ORLANDO	18,422	123-118	40-17	W
12/7	@GOLDEN STATE	17,389	118-110	12-5	W	3/5	@DALLAS	20,340	115-107	41-17	W
12/9	NEW YORK	18,207	85-81	13-5	W	3/6	@N.O./OKLA. CITY	19,207	101-88	42-17	W
12/10	@L.A. CLIPPERS	17,033	91-101	13-6	L	3/9	SAN ANTONIO	18,422	93-117	42-18	L
12/12	N.O./OKLA. CITY	15,547	87-91	13-7	L	3/11	MINNESOTA	18,422	110-102	43-18	W
12/14	@DALLAS	19,731	96-102	13-8	L	3/12	@PORTLAND	18,896	101-111	43-19	L
12/16	@N.O./OKLA. CITY	7,302	101-88	14-8	W	3/14	@SEATTLE	16,841	129-120	44-19	W
12/17	@MEMPHIS	16,375	87-91	14-9	L	3/15	L.A. CLIPPERS	18,422	126-95	45-19	W
12/20	SEATTLE	17,590	111-83	15-9	W	3/17	@SAN ANTONIO	18,797	102-108	45-20	L
12/23	WASHINGTON	18,265	111-112	15-10	L	3/21	@UTAH	18,948	99-107	45-21	L
12/26	@MINNESOTA	17,197	103-89	16-10	W	3/23	PORTLAND	18,422	125-108	46-21	W
12/28	@WASHINGTON	16,424	104-99	17-10	W	3/25	DENVER	18,422	107-96	47-21	W
12/30	@CHARLOTTE	18,201	110-100	18-10	W	3/27	@NEW JERSEY	18,467	72-110	47-22	L
12/31	@CHICAGO	22,165	107-98*	19-10	W	3/28	@MILWAUKEE	15,573	110-132	47-23	L
1/2	@NEW YORK	19,763	133-140***	19-11	L	3/30	@INDIANA	18,345	114-104	48-23	W
1/4	PHILADELPHIA	18,301	105-85	20-11	W	3/31	@TORONTO	19,800	140-126	49-23	W
1/6	MIAMI	18,422	111-93	21-11	W	4/2	@DETROIT	22,076	102-109	49-24	L
1/7	SAN ANTONIO	18,422	91-86	22-11	W	4/5	L.A. CLIPPERS	18,422	105-119	49-25	L
1/10	@DENVER	14,492	137-139***	22-12	L	4/7	L.A. LAKERS	18,422	107-96	50-25	W
1/12	GOLDEN STATE	18,037	112-99	23-12	W	4/9	@SEATTLE	16,861	114-116	50-26	L
1/14	CLEVELAND	18,422	115-106	24-12	W	4/11	@SACRAMENTO	17,317	123-110	51-26	W
1/17	@SACRAMENTO	17,317	90-119	24-13	L	4/13	DALLAS	18,422	117-104	52-26	W
1/18	@L.A. CLIPPERS	16,888	112-102	25-13	W	4/14	@GOLDEN STATE	18,618	102-110	52-27	L
1/20	L.A. LAKERS	18,422	106-93	26-13	W	4/16	@L.A. LAKERS	18,997	89-109	52-28	L
1/22	SEATTLE	18,294	149-152**	26-14	L	4/17	N.O./OKLA. CITY	18,422	115-78	53-28	W
1/24	@ORLANDO	15,791	102-111	26-15	L	4/19	@PORTLAND	19,272	106-96	54-28	W

*Overtime

05-06 Final Statistics

PLAYER	G	GS	MIN	3 PT				REBOUNDS				PF-DQ	STL	TO	BLK	PTS-AVG	
				FGM-FGA	PCT	FGM-FGA	PCT	FTM-FTA	PCT	OR-DR	TOT						
MARION	81	81	3263	716-1365	.525	96-290	.331	241-298	.809	249-710	959	143	223-2	160	125	137	1769-21.8
NASH	79	79	2796	541-1056	.512	150-342	.439	257-279	.921	47-286	333	826	120-1	61	276	12	1489-18.8
BELL	79	79	2959	425-930	.457	197-446	.442	115-146	.788	44-209	253	207	248-5	76	89	22	1162-14.7
DIAW	81	70	2874	449-853	.526	8-30	.267	174-238	.731	159-399	558	503	260-5	58	189	85	1080-13.3
BARBOSA	57	11	1592	273-567	.481	87-196	.444	111-147	.755	31-119	150	158	145-3	48	89	6	744-13.1
T. THOMAS (TOT)	29	10	665	113-262	.431	46-111	.414	28-42	.667	22-109	131	20	78-0	16	33	7	300-10.3
T. THOMAS (PHO)	26	10	634	107-246	.435	45-105	.429	28-42	.667	22-105	127	18	77-0	16	32	6	287-11.0
HOUSE	81	0	1421	320-759	.422	123-316	.389	33-41	.805	15-117	132	148	96-0	42	76	12	796-9.8
JONES	75	24	1772	243-581	.418	110-285	.386	103-121	.851	44-209	253	57	142-0	38	35	49	699-9.3
STOUDEMIRE	3	3	50	9-27	.333	0-1	.000	8-9	.889	6-10	16	2	4-0	1	1	3	26-8.7
K. THOMAS	53	50	1411	190-391	.486	0-0	---	75-92	.815	102-313	415	57	193-5	23	57	54	455-8.6
BARRETT	2	0	21	3-7	.429	0-1	.000	3-3	1.000	1-2	3	2	1-0	0	1	0	9-4.5
JACKSON	27	1	420	38-129	.295	14-63	.222	9-13	.692	11-53	64	31	46-0	10	30	6	99-3.7
BURKE	42	0	346	63-127	.496	2-7	.286	13-21	.619	21-52	73	16	62-2	6	33	13	141-3.4
GRANT	21	2	248	27-65	.415	0-0	---	7-8	.875	11-46	57	7	45-0	5	7	3	61-2.9
THOMPSON	10	0	43	11-25	.440	4-11	.364	2-2	1.000	4-7	11	1	6-0	3	2	1	28-2.8
TSKITSIVILI (TOT)	17	0	99	13-37	.351	1-3	.333	9-14	.643	9-13	22	3	8-0	1	6	2	36-2.1
TSKITSIVILI (PHO)	12	0	86	12-33	.364	1-3	.333	8-12	.667	9-11	20	3	8-0	1	4	2	33-2.8
FORD	3	0	13	2-3	.667	0-0	---	0-0	---	1-2	3	0	7-0	0	2	1	4-1.3
DAVIS (TOT)	6	0	17	2-7	.286	0-2	.000	2-3	.667	3-1	4	1	3-0	2	1	0	6-1.0
DAVIS (PHO)	1	0	5	1-3	.333	0-1	.000	2-3	.667	1-0	1	0	0-0	1	0	0	4-4.0

SUNS	82	-	19955	3430-7167	.479	837-2097	.399	1189-1475	.806	778-2650	3428	2179	1683-23	549	1088	412	8886-108.4
OPPONENTS	82	-	19955	3243-7141	.454	516-1423	.363	1429-1956	.731	1028-2735	3763	1546	1623-9	591	1218	282	8431-102.8

Season Review 06-07

RECORD

61-21

After making back-to-back trips to the Western Conference Finals, expectations for the 2006-07 Phoenix Suns were incredibly high, and the team did little to disappoint.

The Suns captured their third consecutive Pacific Division title (sixth in club history) and finished with the NBA's second-best record (61-21), marking the third 60-win season in franchise history (second since 2004). The season included two of the team's longest win streaks in franchise history (17, 15). In doing so, Phoenix became just the fifth team in NBA history to post two separate win streaks of 14 or more in a single season and the first team since the 1999-2000 Los Angeles Lakers.

Led by reigning two-time NBA MVP **Steve Nash**, who posted career highs in assists, field goal percentage and three-point field goal percentage, the Suns led the NBA in points per game, field goal percentage, free-throw percentage and three-point percentage for the second consecutive year. Phoenix clearly benefited from the healthy return of **Amar'e Stoudemire**, who joined Nash as a selection on the All-NBA First Team. Nash, Stoudemire and **Shawn Marion** represented the club at the 2007 NBA All-Star Game in Las Vegas, marking only the third time in franchise history the club has sent a trio of players to the All-Star Game. **Leandro Barbosa** became just the fourth player in team history to be named the NBA's Sixth Man of the Year after averaging a career-high 18.1 points. **Raja Bell** was named to the All-NBA Defensive First Team and his career-high 205 three-pointers made tied him with Gilbert Arenas for the league lead.

The Suns entered the postseason with the No. 2 seed in the Western Conference and easily dispatched Kobe Bryant and the Los Angeles Lakers in five games in a rematch of the 2006 first-round playoff series. With the top-seeded Dallas Mavericks getting eliminated in the first round of the playoffs against the Golden State Warriors, Phoenix was ensured of having home-court advantage throughout the remainder of the playoffs, but a difficult Western Conference Semifinals series against the San Antonio Spurs was looming. Phoenix earned a split in the first four games of the series, but the Suns were hamstrung by the controversial one-game suspensions of Stoudemire and **Boris Diaw** for Game 5 in Phoenix. They were suspended after leaving "the immediate vicinity of their bench" and responding to Robert Horry's hard foul on Nash with 18 seconds remaining in the fourth period of the Suns' 104-98 win over the Spurs in Game 4. A shorthanded Suns team nearly defeated the Spurs in Game 5 (88-85), but a late fourth-quarter rally fell just short in Game 6 in Alamo City. It marked the third time in the last five seasons the Spurs ended the Suns season and went on to win the NBA championship.



FRONT ROW: Athletic Trainer Aaron Nelson, Strength Coach/Assistant Trainer Erik Phillips, Assistant Athletic Trainer Mike Elliott, Equipment Manager Jay Gaspar, Assistant Video Coordinator Jason March, Video Coordinator Noel Gillespie. **MIDDLE ROW:** Assistant Coach Phil Weber, Head Coach Mike D'Antoni, Shawn Marion, Jalen Rose, Marcus Banks, Steve Nash, Leandro Barbosa, Raja Bell, Eric Piatkowski, Assistant Coach Marc Iavaroni, Assistant Coach Alvin Gentry, Assistant Coach Dan D'Antoni. **BACK ROW:** Pat Burke, Jumaine Jones, Kurt Thomas, Sean Marks, Amar'e Stoudemire, Boris Diaw, James Jones.

DATE	OPPONENT	ATTEND.	SCORE	REC.	W/L	DATE	OPPONENT	ATTEND.	SCORE	REC.	W/L
10/31	@L.A. LAKERS	18,997	106-114	0-1	L	1/24	@NEW YORK	19,763	112-107	34-8	W
11/1	L.A. CLIPPERS	18,422	112-104	1-1	W	1/26	@MILWAUKEE	18,717	98-90	35-8	W
11/3	UTAH	18,422	104-108	1-2	L	1/28	@CLEVELAND	20,562	115-100	36-8	W
11/4	@L.A. CLIPPERS	18,643	108-114	1-3	L	1/29	@MINNESOTA	16,221	112-121	36-9	L
11/8	@SAN ANTONIO	18,797	106-111*	1-4	L	2/1	SAN ANTONIO	18,422	103-87	37-9	W
11/9	DALLAS	18,422	112-119	1-5	L	2/3	UTAH	18,422	105-108	37-10	L
11/11	MEMPHIS	18,422	96-87	2-5	W	2/5	@DENVER	19,155	113-108	38-10	W
11/17	PHILADELPHIA	18,422	106-94	3-5	W	2/6	@PORTLAND	17,171	109-102	39-10	W
11/18	@UTAH	19,911	117-120*	3-6	L	2/9	ATLANTA	18,422	111-120	39-11	L
11/20	@GOLDEN STATE	18,078	113-110	4-6	W	2/11	CHICAGO	18,422	103-116	39-12	L
11/22	N.O./OKLA. CITY	18,422	92-83	5-6	W	2/14	@SEATTLE	16,809	90-114	39-13	L
11/24	NEW JERSEY	18,422	99-93	6-6	W	2/20	@L.A. CLIPPERS	19,898	115-90	40-13	W
11/26	@PORTLAND	16,710	119-101	7-6	W	2/21	BOSTON	18,422	118-108	41-13	W
11/29	HOUSTON	18,422	102-91	8-6	W	2/23	@MINNESOTA	20,196	116-104	42-13	W
12/1	MILWAUKEE	18,422	122-116	9-6	W	2/25	@ATLANTA	18,022	115-106	43-13	W
12/5	SACRAMENTO	18,422	127-102	10-6	W	2/27	@INDIANA	13,742	103-92	44-13	W
12/7	@NEW JERSEY	16,966	161-157**	11-6	W	2/28	PHILADELPHIA	15,914	94-99	44-14	L
12/8	@BOSTON	18,624	116-111	12-6	W	3/2	INDIANA	18,422	115-90	45-14	W
12/10	@CHARLOTTE	13,571	114-84	13-6	W	3/4	L.A. LAKERS	18,422	99-94	46-14	W
12/11	@ORLANDO	16,533	103-89	14-6	W	3/7	CHARLOTTE	18,422	115-106	47-14	W
12/13	@MIAMI	19,600	99-89	15-6	W	3/9	N.O./OKLA. CITY	18,422	104-103	48-14	W
12/15	GOLDEN STATE	18,422	105-101	16-6	W	3/12	HOUSTON	18,422	103-82	49-14	W
12/16	@SACRAMENTO	17,317	105-98	17-6	W	3/14	@DALLAS	20,525	129-127**	50-14	W
12/19	TORONTO	18,422	115-98	18-6	W	3/16	DETROIT	18,422	83-105	50-15	L
12/20	@DENVER - POSTPONED-SEVERE WEATHER CONDITIONS (MADE UP 2/5)					3/17	@DENVER	19,809	107-131	50-16	L
12/22	WASHINGTON	18,422	139-144*	18-7	L	3/20	MINNESOTA	18,422	108-90	51-16	W
12/26	PORTLAND	18,422	110-87	19-7	W	3/22	SACRAMENTO	18,422	118-100	52-16	W
12/28	@DALLAS	20,483	99-101	19-8	L	3/25	@SACRAMENTO	17,317	100-107	52-17	L
12/29	NEW YORK	18,422	108-86	20-8	W	3/26	MEMPHIS	18,422	105-87	53-17	W
12/31	@DETROIT	22,076	108-101	21-8	W	3/29	@GOLDEN STATE	19,596	119-124	53-18	L
1/2	@CHICAGO	22,853	97-96	22-8	W	3/30	DENVER	18,422	125-108	54-18	W
1/3	@TORONTO	20,063	100-98	23-8	W	4/1	DALLAS	18,422	126-104	55-18	W
1/5	MIAMI	18,422	108-80	24-8	W	4/3	@MEMPHIS	14,863	116-111	56-18	W
1/7	GOLDEN STATE	18,422	128-105	25-8	W	4/5	@SAN ANTONIO	18,797	85-92	56-19	L
1/9	SEATTLE	18,422	113-102	26-8	W	4/6	@N.O./OKLA. CITY	19,164	103-95	57-19	W
1/11	CLEVELAND	18,422	109-90	27-8	W	4/8	@L.A. LAKERS	18,997	115-107	58-19	W
1/13	ORLANDO	18,422	107-101	28-8	W	4/11	SEATTLE	18,422	109-91	59-19	W
1/15	@MEMPHIS	18,119	137-122	29-8	W	4/13	L.A. LAKERS	18,422	93-85	60-19	W
1/17	@HOUSTON	18,244	100-91	30-8	W	4/14	@UTAH	19,911	126-98	61-19	W
1/19	PORTLAND	18,422	106-101	31-8	W	4/16	@HOUSTON	18,375	117-120	61-20	L
1/21	MINNESOTA	18,422	131-102	32-8	W	4/17	L.A. CLIPPERS	18,422	99-103	61-21	L
1/23	@WASHINGTON	20,173	127-105	33-8	W						

*Overtime

06-07 Final Statistics

PLAYER	G	GS	MIN	3 PT				REBOUNDS				PF-DQ	STL	TO	BLK	PTS-AVG	
				FGM-FGA	PCT	FGM-FGA	PCT	FTM-FTA	PCT	OR-DR	TOT						
STOUDÉMIRE	82	78	2689	607-1055	.575	0-3	.000	457-585	.781	222-564	786	84	295-7	78	232	110	1671-20.4
NASH	76	76	2682	517-971	.532	156-343	.455	222-247	.899	30-239	269	884	117-0	57	287	6	1412-18.6
BARBOSA	80	18	2613	529-1111	.476	190-438	.434	196-232	.845	22-192	214	317	210-3	96	146	15	1444-18.1
MARION	80	80	3010	561-1071	.524	80-252	.317	201-248	.810	172-613	785	134	216-3	156	114	122	1403-17.5
BELL	78	78	2917	410-950	.432	205-496	.413	118-152	.776	48-203	251	196	233-5	50	83	22	1143-14.7
DIAW	73	59	2268	306-569	.538	15-45	.333	82-120	.683	91-226	317	352	177-6	28	154	38	709-9.7
JA. JONES	76	7	1376	162-440	.368	90-238	.378	71-81	.877	33-143	176	45	115-1	28	28	42	485-6.4
BANKS	45	1	503	84-196	.429	5-29	.172	48-60	.800	10-28	38	60	70-0	23	40	3	221-4.9
THOMAS	67	13	1208	126-259	.486	0-1	.000	56-71	.789	86-293	379	24	156-2	24	35	29	308-4.6
ROSE	29	0	246	38-86	.442	21-47	.447	11-12	.917	3-20	23	16	22-0	5	9	2	108-3.7
BURKE	23	0	164	23-65	.354	6-22	.273	8-13	.615	12-35	47	5	19-0	3	7	2	60-2.6
PIATKOWSKI	11	0	73	9-25	.360	7-18	.389	2-2	1.000	2-7	9	4	6-0	0	5	1	27-2.5
JU. JONES	18	0	138	14-51	.275	10-32	.313	2-2	1.000	6-17	23	1	19-0	5	7	1	40-2.2
MARKS	3	0	17	2-6	.333	0-1	.000	2-2	1.000	0-3	3	0	4-0	0	0	1	6-2.0
SUNS	82	-	19905	3388-6855	.494	785-1965	.399	1476-1827	.808	737-2583	3320	2122	1659-27	553	1189	394	9037-110.2
OPPONENTS	82	-	19905	3238-7087	.457	504-1387	.363	1458-1902	.767	1008-2504	3512	1548	1759-21	566	1242	304	8438-102.9

Season Review 07-08

RECORD**55-27**

The 2007-08 Phoenix Suns continued an era of unprecedented success in the franchise's history. Despite undergoing a 7-foot-1, 321-pound midseason makeover with the addition of four-time NBA Champion **Shaquille O'Neal**, the Suns won 55 games to complete the winningest four-season stretch in team history with 232 victories from 2004-05 to 2007-08.

With the offseason announcement of five-time NBA Champion **Steve Kerr** as the team's President of Basketball Operations and General Manager, and the free-agent signing of seven-time All-Star **Grant Hill**, the Suns won at least 54 games for the franchise-record fourth consecutive season. Phoenix was once again among the league's scoring leaders, averaging more than 110 points for the third time in the last four seasons.

The Suns were led by the All-Star tandem of **Steve Nash** and **Amar'e Stoudemire**, who earned their sixth and third berths, respectively. Among the league's greatest passers, Nash finished second in the NBA in assists (11.1) and continued to establish himself as one of the game's best shooters, setting a career-high in three-pointers (179, 6th-NBA) for the second-straight season and shooting a career-high three-point percentage (.470, 2nd-NBA). Stoudemire became the first NBA player since Tim Duncan in 2001-02 to average 25 points (team-high 25.2, 5th-NBA), nine rebounds (team-best 9.1, 19th-NBA) and two blocks (career-high and team-best 2.06, 6th-NBA).

The Suns rocked the NBA on Feb. 6, 2008, when they acquired 14-time All-Star O'Neal in exchange for **Shawn Marion** and **Marcus Banks**. Shaq made his Suns debut on Feb. 20 at US Airways Center in a nationally-televised tilt against the L.A. Lakers. The doubters grew loud after Phoenix went 3-6 in its first nine games with The Big Cactus, but the trade energized the Suns and the city of Phoenix as the club won 15 of its final 20 games to finish tied for the fourth-best record in the most competitive Western Conference in NBA history. Unfortunately, because of tiebreakers, Phoenix wound up with the West's sixth playoff seed without homecourt advantage and drew a first-round matchup with the San Antonio Spurs. The Suns came out on the wrong side of one of the most exciting games in NBA playoff history as the Spurs made two improbable last-second three-pointers in Game 1 of the series, one to send the game into overtime, one to force-double overtime. Phoenix won Game 3 in decisive fashion but the Spurs went on to win the series, 4-1, and eliminate the Suns from the playoffs for the third time in the last four seasons.



FRONT ROW: Athletic Trainer Aaron Nelson, Assistant Athletic Trainer Mike Elliot, Strength Coach/Assistant Trainer Erik Phillips, Equipment Manager Jay Gaspar, Assistant Video Coordinator Amin Elhassan. **MIDDLE ROW:** Video Coordinator Noel Gillespie, Assistant Coach Phil Weber, Head Coach Mike D'Antoni, D.J. Strawberry, Leandro Barbosa, Steve Nash, Raja Bell, Gordan Giricek, Assistant Coach Alvin Gentry, Assistant Coach Dan D'Antoni, Assistant Coach Jay Humphries. **BACK ROW:** Eric Piatkowski, Grant Hill, Amar'e Stoudemire, Shaquille O'Neal, Brian Skinner, Sean Marks, Boris Diaw.

DATE	OPPONENT	ATTEND.	SCORE	REC.	W/L	DATE	OPPONENT	ATTEND.	SCORE	REC.	W/L
11/1	@SEATTLE	17,072	106-99	1-0	W	1/22	@MILWAUKEE	14,503	114-105	30-12	W
11/2	L.A. LAKERS	18,422	98-119	1-1	L	1/23	@MINNESOTA	15,101	107-117	30-13	L
11/4	CLEVELAND	18,422	103-92	2-1	W	1/25	@CLEVELAND	20,562	110-108	31-13	W
11/6	@CHARLOTTE	12,408	115-83	3-1	W	1/27	@CHICAGO	22,245	88-77	32-13	W
11/7	@ATLANTA	19,855	96-105	3-2	L	1/29	ATLANTA	18,422	125-92	33-13	W
11/9	@MIAMI	19,800	106-101	4-2	W	1/31	SAN ANTONIO	18,422	81-84	33-14	L
11/10	@ORLANDO	17,519	106-96	5-2	W	2/4	CHARLOTTE	18,422	118-104	34-14	W
11/13	NEW YORK	18,422	113-102	6-2	W	2/6	NEW ORLEANS	18,422	130-132**	34-15	L
11/15	CHICAGO	18,422	112-102	7-2	W	2/8	SEATTLE	18,422	103-99	35-15	W
11/17	@HOUSTON	18,265	115-105	8-2	W	2/10	WASHINGTON	18,422	108-107	36-15	W
11/20	@SACRAMENTO	13,592	100-98	9-2	W	2/13	@GOLDEN STATE	19,754	118-120	36-16	L
11/21	SACRAMENTO	18,422	127-111	10-2	W	2/14	DALLAS	18,422	109-97	37-16	W
11/23	L.A. CLIPPERS	18,422	113-94	11-2	W	2/20	L.A. LAKERS	18,422	124-130	37-17	L
11/26	@GOLDEN STATE	19,596	114-129	11-3	L	2/22	BOSTON	18,422	85-77	38-17	W
11/28	HOUSTON	18,422	94-100	11-4	L	2/24	DETROIT	18,422	86-116	38-18	L
11/30	ORLANDO	18,422	110-106	12-4	W	2/26	@MEMPHIS	13,482	127-113	39-18	W
12/2	@NEW YORK	18,869	115-104	13-4	W	2/27	@NEW ORLEANS	17,931	103-120	39-19	L
12/4	@INDIANA	11,435	121-117	14-4	W	3/1	PHILADELPHIA	18,422	114-119	39-20	L
12/5	@TORONTO	19,800	136-123	15-4	W	3/4	@PORTLAND	20,595	97-92	40-20	W
12/7	@WASHINGTON	20,173	122-107	16-4	W	3/5	@DENVER	18,383	113-126	40-21	L
12/8	@MINNESOTA	19,356	93-100	16-5	L	3/7	UTAH	18,422	118-126	40-22	L
12/10	MIAMI	18,422	113-117	16-6	L	3/9	SAN ANTONIO	18,422	94-87	41-22	W
12/12	UTAH	18,422	103-98	17-6	W	3/11	MEMPHIS	18,422	132-111	42-22	W
12/15	@NEW ORLEANS	13,705	98-101	17-7	L	3/13	GOLDEN STATE	18,422	123-115	43-22	W
12/17	@SAN ANTONIO	18,797	100-95	18-7	W	3/15	SACRAMENTO	18,422	127-99	44-22	W
12/19	@DALLAS	20,316	105-108	18-8	L	3/18	@PORTLAND	20,580	111-98	45-22	W
12/22	TORONTO	18,422	122-103	19-8	W	3/19	@SEATTLE	17,072	110-98	46-22	W
12/25	@L.A. LAKERS	18,997	115-122	19-9	L	3/22	HOUSTON	18,422	122-113	47-22	W
12/27	@L.A. CLIPPERS	17,871	108-88	20-9	W	3/24	@DETROIT	22,076	105-110*	47-23	L
12/28	L.A. CLIPPERS	18,422	94-88	21-9	W	3/26	@BOSTON	18,624	97-117	47-24	L
12/30	@SACRAMENTO	15,962	117-102	22-9	W	3/28	@PHILADELPHIA	20,707	107-93	48-24	W
1/3	SEATTLE	18,422	104-96	23-9	W	3/29	@NEW JERSEY	19,990	110-104	49-24	W
1/5	NEW ORLEANS	18,422	113-118	23-10	L	3/31	DENVER	18,422	132-117	50-24	W
1/7	DENVER	18,422	137-115	24-10	W	4/1	@DENVER	18,870	120-126	50-25	L
1/9	INDIANA	18,422	129-122*	25-10	W	4/4	MINNESOTA	18,422	117-88	51-25	W
1/10	@UTAH	19,911	86-108	25-11	L	4/6	DALLAS	18,422	98-105	51-26	L
1/12	MILWAUKEE	18,422	122-114	26-11	W	4/8	@MEMPHIS	13,987	127-113	52-26	W
1/15	@L.A. CLIPPERS	16,063	90-97	26-12	L	4/9	@SAN ANTONIO	18,797	96-79	53-26	W
1/17	@L.A. LAKERS	18,997	106-98	27-12	W	4/11	@HOUSTON	18,489	90-101	53-27	L
1/18	MINNESOTA	18,422	115-95	28-12	W	4/14	GOLDEN STATE	18,422	122-116	54-27	W
1/20	NEW JERSEY	18,422	116-92	29-12	W	4/16	PORTLAND	18,422	100-91	55-27	W

*Overtime

07-08 Final Statistics

PLAYER	G	GS	MIN	3 PT				REBOUNDS				PF-DQ	STL	TO	BLK	PTS-AVG	
				FGM-FGA	PCT	FTM-FTA	PCT	OR-DR	TOT	AST							
STOUDMIRE	79	79	2677	714-1211	.590	5-31	.161	556-691	.805	178-541	719	118	294-1	64	174	163	1989-25.2
NASH	81	81	2780	485-962	.504	179-381	.470	222-245	.906	28-254	282	898	113-0	53	295	5	1371-16.9
MARION	47	47	1713	304-578	.526	58-167	.347	77-108	.713	86-378	464	98	117-0	95	49	70	743-15.8
BARBOSA	82	12	2421	472-1021	.462	164-422	.389	175-213	.822	40-191	231	216	195-1	75	117	18	1283-15.6
HILL	70	68	2222	358-712	.503	33-104	.317	170-196	.867	74-279	353	203	153-0	65	96	56	919-13.1
O'NEAL	28	28	803	140-229	.611	0-0	—	82-160	.513	67-229	296	48	94-0	13	83	34	362-12.9
BELL	75	75	2646	317-753	.421	176-439	.401	79-91	.868	47-227	274	168	220-2	54	65	27	889-11.9
DIAW	82	19	2308	308-646	.477	13-41	.317	96-129	.744	97-281	378	317	166-3	61	155	39	725-8.8
GIRICEK	22	0	442	79-159	.497	19-50	.380	16-17	.941	9-42	51	35	49-0	8	23	2	193-8.8
BANKS	24	1	310	44-109	.404	25-65	.385	12-16	.750	3-17	20	25	38-0	8	16	8	125-5.2
TUCKER	6	0	48	8-22	.364	1-4	.250	5-6	.833	4-4	8	0	2-0	0	0	1	22-3.7
SKINNER	66	0	844	92-198	.465	2-3	.667	33-63	.524	63-175	238	15	112-0	21	39	77	219-3.3
MARKS	19	0	130	23-43	.535	1-4	.250	12-19	.632	9-27	36	4	23-0	3	8	10	59-3.1
JOHNSON	6	0	53	7-14	.500	1-2	.500	0-0	—	5-8	13	3	10-0	0	2	1	15-2.5
PIATKOWSKI	16	0	113	12-33	.364	11-26	.423	4-4	1.000	1-11	12	10	11-0	0	6	1	39-2.4
STRAWBERRY	33	0	270	29-92	.315	6-25	.240	9-19	.474	9-19	28	30	36-0	12	11	6	73-2.2
SUNS	82	-	19780	3392-6782	.500	694-1764	.393	1548-1977	.783	720-2683	3403	2188	1633-7	532	1184	518	9026-110.1
OPPONENTS	82	-	19780	3368-7384	.456	469-1329	.353	1407-1879	.749	1101-2498	3599	1607	1731-13	601	1101	311	8612-105.0

Season Review 08-09

RECORD**46-36**

The Phoenix Suns missed the playoffs for the first time since 2003 despite winning 46 games, the second-most victories for a non-playoff team in the 25-year history of the NBA's 16-team playoff format. Phoenix had the league's 13th-best record in 2008-09.

An offseason coaching change brought in former Trail Blazers great **Terry Porter**, but inconsistency plagued the club's first half. Despite a Dec. 10 trade that resulted in the acquisition of scorer **Jason Richardson**, **Jared Dudley** and a 2010 second-round draft pick from Charlotte for Raja Bell, Boris Diaw and Sean Singletary, a Suns team with high expectations limped to the All-Star break losing 10 of 16 games. Porter was dismissed on Feb. 16 after a 28-23 first half and replaced by assistant **Alvin Gentry**, a member of the Suns' coaching staff since 2004.

An energized Suns team exploded out of the gates following the All-Star break, registering a 140-100 win over the L.A. Clippers, the largest margin of victory following a coaching change in NBA history. The scorching Suns tallied 140 or more points in each of their first three games under Gentry, the first such scoring streak in team history, and the first time the league had seen such prolific scoring since 1990-91. Just when it seemed like Phoenix was poised for a run through the Western Conference, leading scorer **Amar'e Stoudemire** underwent season-ending surgery to repair a detached retina in his right eye on Feb. 20, an injury that occurred in the team's second game following the break.

Despite the injury to Stoudemire and games missed by both **Steve Nash** and **Leandro Barbosa** due to injury, the Suns went 18-13 during Gentry's interim tenure. Phoenix won 12 of its final 17 games under Gentry, a stretch which included both the club's longest overall win streak (six games) and longest home win streak (nine games). A great deal of the team's success and the resulting fan excitement stemmed from its return to its high-scoring roots, and in 2008-09 Phoenix led the league in scoring for the fourth time in the last five seasons. The Suns removed the interim tag from Gentry's title following the season on May 9.

For the third time, the Suns and the city of Phoenix hosted the NBA All-Star Game. The weekend festivities took over US Airways Center from Feb. 13-15 along with the league's biggest stage and brightest stars, including Suns Stoudemire (voted a starter for the first time in his career) and **Shaquille O'Neal**, who was named the game's co-MVP with Kobe Bryant. For the season, Shaq averaged 17.8 points and led the league in field goal percentage for the NBA-record 10th time and earned All-NBA Third Team honors. O'Neal was dealt to the Cleveland Cavaliers in a three-player trade on June 25. Phoenix acquired Ben Wallace and Sasha Pavlovic, who each later agreed to buyouts.



FRONT ROW: Athletic Trainer Aaron Nelson, Equipment Manager Jay Gaspar, Assistant Athletic Trainer Mike Elliot, Strength Coach/Assistant Trainer Erik Phillips, Assistant Video Coordinator Elvis Valcarcel. **MIDDLE ROW:** Advance Scout Noel Gillespie, Assistant Coach Dan Majerle, Head Coach Alvin Gentry, Jared Dudley, Goran Dragic, Steve Nash, Leandro Barbosa, Assistant Coach Igor Kokoskov, Video Coordinator Anthony Houston, Assistant Coach Bill Cartwright. **BACK ROW:** Jason Richardson, Matt Barnes, Louis Amundson, Amar'e Stoudemire, Shaquille O'Neal, Robin Lopez, Stromile Swift, Grant Hill, Alando Tucker.

DATE	OPPONENT	ATTEND.	SCORE	REC.	W/L	DATE	OPPONENT	ATTEND.	SCORE	REC.	W/L
10/29	@SAN ANTONIO	18,797	103-98	1-0	W	1/25	@ATLANTA	19,153	104-99	24-18	W
10/30	NEW ORLEANS	18,422	95-108	1-1	L	1/26	@WASHINGTON	17,344	103-87	25-18	W
11/1	PORTLAND	18,422	107-96	2-1	W	1/29	SAN ANTONIO	18,422	104-114	25-19	L
11/4	@NEW JERSEY	15,230	114-86	3-1	W	1/31	CHICAGO	18,422	111-122	25-20	L
11/5	@INDIANA	11,660	113-103	4-1	W	2/2	SACRAMENTO	18,422	129-81	26-20	W
11/7	@CHICAGO	21,967	83-100	4-2	L	2/4	@GOLDEN STATE	19,596	112-124	26-21	L
11/8	@MILWAUKEE	17,935	104-96	5-2	W	2/6	GOLDEN STATE	18,422	115-105	27-21	W
11/10	MEMPHIS	18,422	107-102	6-2	W	2/8	@DETROIT	22,076	107-97	28-21	W
11/12	HOUSTON	18,422	82-94	6-3	L	2/9	@PHILADELPHIA	16,797	91-108	28-22	L
11/14	@SACRAMENTO	12,810	97-95*	7-3	W	2/11	@CLEVELAND	20,562	92-109	28-23	L
11/16	DETROIT	18,422	104-86	8-3	W	2/17	L.A. CLIPPERS	18,422	140-100	29-23	W
11/17	@UTAH	19,911	97-109	8-4	L	2/18	@L.A. CLIPPERS	18,169	142-119	30-23	W
11/20	L.A. LAKERS	18,422	92-105	8-5	L	2/20	OKLAHOMA CITY	18,422	140-118	31-23	W
11/22	PORTLAND	18,422	102-92	9-5	W	2/22	BOSTON	18,422	108-128	31-24	L
11/25	@OKLAHOMA	19,136	99-98	10-5	W	2/24	CHARLOTTE	18,422	112-102	32-24	W
11/26	@MINNESOTA	11,708	110-102	11-5	W	2/26	@L.A. LAKERS	18,997	106-132	32-25	L
11/28	MIAMI	18,422	92-107	11-6	L	2/27	TORONTO	18,422	133-113	33-25	W
11/30	NEW JERSEY	18,422	109-117	11-7	L	3/1	L.A. LAKERS	18,422	118-111	34-25	W
12/3	@NEW ORLEANS	15,804	91-104	11-8	L	3/3	@ORLANDO	17,461	99-111	34-26	L
12/4	@DALLAS	19,813	97-112	11-9	L	3/4	@MIAMI	19,600	129-135	34-27	L
12/6	UTAH	18,422	106-104	12-9	W	3/6	@HOUSTON	18,045	112-116	34-28	L
12/9	MILWAUKEE	18,422	125-110	13-9	W	3/8	@SAN ANTONIO	18,797	98-103	34-29	L
12/10	@L.A. LAKERS	18,997	110-115	13-10	L	3/10	DALLAS	18,422	112-117	34-30	L
12/12	ORLANDO	18,422	113-112	14-10	W	3/12	CLEVELAND	18,422	111-119	34-31	L
12/15	NEW YORK	18,422	111-103	15-10	W	3/14	OKLAHOMA CITY	18,422	106-95	35-31	W
12/18	@PORTLAND	20,650	119-124	15-11	L	3/15	@GOLDEN STATE	19,596	154-130	36-31	W
12/20	DENVER	18,422	108-101	16-11	W	3/18	PHILADELPHIA	18,422	126-116	37-31	W
12/25	SAN ANTONIO	18,422	90-91	16-12	L	3/21	WASHINGTON	18,422	128-96	38-31	W
12/29	@OKLAHOMA CITY	19,136	110-102	17-12	W	3/23	DENVER	18,422	118-115	39-31	W
12/30	@MEMPHIS	14,471	101-89	18-12	W	3/25	UTAH	18,422	118-114	40-31	W
1/2	L.A. CLIPPERS	18,422	106-98	19-12	W	3/26	@PORTLAND	20,628	109-129	40-32	L
1/7	INDIANA	18,422	110-113	19-13	L	3/28	@UTAH	19,911	99-104*	40-33	L
1/9	DALLAS	18,422	128-100	20-13	W	3/29	@SACRAMENTO	13,623	118-126	40-34	L
1/11	@L.A. CLIPPERS	17,307	109-103	21-13	W	4/1	HOUSTON	18,422	114-109	41-34	W
1/13	ATLANTA	18,422	107-102	22-13	W	4/3	SACRAMENTO	18,422	139-111	42-34	W
1/15	@DENVER	18,073	113-119*	22-14	L	4/5	@DALLAS	20,301	116-140	42-35	L
1/16	MINNESOTA	18,422	103-105	22-15	L	4/8	@NEW ORLEANS	17,781	105-100	43-35	W
1/18	@TORONTO	19,800	117-113	23-15	W	4/10	@MEMPHIS	15,908	89-106	43-36	L
1/19	@BOSTON	18,624	87-104	23-16	L	4/11	@MINNESOTA	18,478	110-97	44-36	W
1/21	@NEW YORK	19,256	109-114	23-17	L	4/13	MEMPHIS	18,422	119-110	45-36	W
1/23	@CHARLOTTE	19,104	76-98	23-18	L	4/15	GOLDEN STATE	18,422	119-110	46-36	W

*Overtime

08-09 Final Statistics

PLAYER	G	GS	MIN	3 PT				REBOUNDS				PF-DQ	STL	TO	BLK	PTS-AVG	
				FGM-FGA	PCT	FGM-FGA	PCT	FTM-FTA	PCT	OR-DR	TOT						
STOUDÉMIRE	53	53	1948	404-749	.539	3-7	.429	323-387	.835	116-314	430	104	163-1	49	150	57	1134-21.4
O'NEAL	75	75	2252	512-841	.609	0-1	.000	309-519	.595	187-446	633	126	253-7	49	168	108	1333-17.8
RICHARDSON (T)	72	71	2410	465-974	.477	129-325	.397	153-199	.769	77-242	319	146	146-2	76	95	28	1212-16.8
RICHARDSON (P)	58	57	1919	368-754	.488	102-266	.383	112-144	.778	64-197	261	110	103-1	62	71	25	950-16.4
NASH	74	74	2484	428-851	.503	108-246	.439	196-210	.933	19-204	223	717	108-0	55	248	10	1160-15.7
BARBOSA	70	11	1705	366-759	.482	90-240	.375	171-194	.881	34-147	181	162	115-0	82	93	7	993-14.2
HILL	82	68	2445	390-745	.523	24-76	.316	181-224	.808	64-341	405	186	182-0	90	126	54	985-12.0
BARNES	77	40	2082	285-674	.423	117-341	.343	101-136	.743	79-342	421	212	209-3	52	130	26	788-10.2
BELL	22	22	712	76-177	.429	44-94	.468	16-21	.762	8-56	64	29	57-1	13	18	2	212-9.6
DIAW	22	0	538	80-141	.567	5-14	.357	18-26	.692	24-60	84	46	39-0	11	37	9	183-8.3
DUDLEY (TOT)	68	7	1156	136-285	.477	29-74	.392	71-105	.676	82-123	205	56	105-1	57	43	8	372-5.5
DUDLEY (PHO)	48	0	728	91-189	.481	26-66	.394	56-81	.691	57-89	146	37	65-0	39	33	6	264-5.5
TUCKER	30	1	282	52-121	.430	8-23	.348	26-33	.788	19-12	31	12	14-0	5	14	1	138-4.6
DRAGIC	55	1	728	88-224	.393	20-54	.370	50-65	.769	33-70	103	111	87-0	29	73	3	246-4.5
AMUNDSON	76	0	1044	134-250	.536	0-1	.000	53-120	.442	128-142	270	28	154-0	32	56	65	321-4.2
SWIFT (TOT)	19	0	184	24-56	.429	1-1	1.000	13-26	.500	16-30	46	3	40-0	4	16	8	62-3.3
SWIFT (PHO)	13	0	121	15-41	.366	1-1	1.000	8-15	.533	11-22	33	2	25-0	4	9	6	39-3.0
LOPEZ	60	7	614	71-137	.518	0-1	.000	47-68	.691	52-66	118	8	97-0	11	28	41	189-3.2
SINGLETARY	13	1	122	12-37	.324	4-10	.400	6-6	1.000	5-11	16	12	14-0	6	5	0	34-2.6
BROWN (TOT)	19	11	261	18-49	.367	7-24	.292	3-5	.600	7-22	29	36	28-0	10	17	0	46-2.4
BROWN (PHO)	2	0	28	1-5	.200	1-4	.250	2-2	1.000	0-1	1	3	6-0	0	3	0	5-2.5
SIMS	1	0	2	0-0	—	0-0	—	0-0	—	0-0	0	0	0-0	0	1	0	0-0.0
SUNS	82	-	19755	3373-6695	.504	553-1445	.383	1675-2251	.744	900-2520	3420	1905	1691-13	589	1288	420	8974-109.4
OPPONENTS	82	-	19755	3278-7025	.467	626-1635	.383	1634-2108	.775	993-2352	3345	1741	1877-16	706	1165	369	8816-107.5

Season Review 09-10

RECORD**54-28**

A 2009-10 season that began with tempered expectations and a slew of vocal doubters saw the up-start Phoenix Suns make believers out of fans and pundits alike, and come within two victories of an NBA Finals berth. The club made its third Western Conference Finals appearance in six seasons after a 54-win regular season despite being picked by many to miss the playoffs entirely.

Behind **Alvin Gentry** in his first full season as the club's head coach, Phoenix opened the season with a franchise-record tying and NBA-best 14-3 record, earning the first of two NBA Western Conference Coach of the Month honors for Gentry, who finished fifth in league Coach of the Year voting. Despite inconsistencies in December and January that saw the club struggle to a 14-18 mark, the quick start was a source of confidence for the Suns, who rediscovered their swagger and won 23 of 29 games after the All-Star break, best of any West team. That record included a 12-2 mark in the month of March when Gentry won his second monthly honor.

The Suns were once again led by All-NBA Second Team teammates **Steve Nash** and **Amar'e Stoudemire**, who were both voted All-Star starters. Nash posted the greatest statistical season for a point guard over the age of 35 in league history and led the NBA in assists for the fourth time in six seasons since re-joining the Suns. But it was not just the stars who led Phoenix. Suns fans were treated to a deeper and more defensive-minded club. Planet Orange witnessed the development of a consistently productive 10-man rotation and the coming-of-age of the team's 2008 draft class, as **Robin Lopez** and **Goran Dragic** each became key contributors. The Suns led the league in scoring for the fifth time in six seasons and shot a franchise-record 41.2 percent from three-point range, the second-highest mark in NBA history.

After dropping their playoff opener against the Trail Blazers, Phoenix went on to win eight of its next nine postseason contests, defeating Portland 4-2 in the opening round to set up a semifinal grudge match with the rival San Antonio Spurs. Though the doubters returned, not only did the Suns erase a decade of playoff heartbreaks against the Spurs, they did so with a sweep of San Antonio that included an 18-point comeback in Game 3 and a series-clinching Game 4 victory in the Alamo City.

That set up a clash of Pacific Division foes in the conference finals and the Suns and Lakers split the series' first four games. But, in Game 5, Ron Artest's improbable rebound and put-back of a Kobe Bryant airball as time expired won that pivotal contest for the Lakers and eventually the series, 4-2.



FRONT ROW: Advance Scout Noel Gillespie, Equipment Manager Jay Gaspar, Assistant Athletic Trainer Tom Maystadt, Strength Coach/Assistant Athletic Trainer Mike Elliott, Video Coordinator Elvis Valcarcel, Assistant Video Coordinator Nick U'Ren. **MIDDLE ROW:** Assistant Coach Bill Cartwright, Assistant Coach Dan Majerle, Head Coach Alvin Gentry, Leandro Barbosa, Goran Dragic, Steve Nash, Jason Richardson, Jared Dudley, Assistant Coach John Shumate, Assistant Coach Igor Kokoskov, Athletic Trainer Aaron Nelson. **BACK ROW:** Grant Hill, Louis Amundson, Jarron Collins, Channing Frye, Robin Lopez, Amar'e Stoudemire, Earl Clark, Taylor Griffin.

DATE	OPPONENT	ATTEND.	SCORE	REC.	W/L	DATE	OPPONENT	ATTEND.	SCORE	REC.	W/L
10/28	@ L.A. CLIPPERS	15,974	109-107	1-0	W	1/18	@ MEMPHIS	18,119	118-125	24-18	L
10/30	GOLDEN STATE	18,422	123-101	2-0	W	1/20	NEW JERSEY	15,963	118-94	25-18	W
11/1	MINNESOTA	15,376	120-112	3-0	W	1/22	CHICAGO	18,422	104-115	25-19	L
11/3	@ MIAMI	15,105	104-96	4-0	W	1/23	GOLDEN STATE	17,792	112-103	26-19	W
11/4	@ ORLANDO	17,461	100-122	4-1	L	1/25	@ UTAH	19,911	115-124	26-20	L
11/6	@ BOSTON	18,624	110-103	5-1	W	1/26	CHARLOTTE	15,722	109-114*	26-21	L
11/8	@ WASHINGTON	14,143	102-90	6-1	W	1/28	DALLAS	17,855	112-106	27-21	W
11/9	@ PHILADELPHIA	10,205	119-115	7-1	W	1/31	@ HOUSTON	17,165	115-111*	28-21	W
11/11	NEW ORLEANS	16,517	124-104	8-1	W	2/1	@ NEW ORLEANS	13,874	109-100	29-21	W
11/12	@ L.A. LAKERS	18,997	102-121	8-2	L	2/3	@ DENVER	19,155	109-97	30-21	W
11/15	TORONTO	16,605	101-100	9-2	W	2/5	@ SACRAMENTO	14,922	114-102	31-21	W
11/17	@ HOUSTON	16,396	111-105	10-2	W	2/10	PORTLAND	18,190	101-108	31-22	L
11/19	@ NEW ORLEANS	14,520	103-110	10-3	L	2/16	@ MEMPHIS	11,508	109-95	32-22	W
11/22	DETROIT	18,422	117-91	11-3	W	2/17	@ DALLAS	19,974	97-107	32-23	L
11/25	MEMPHIS	18,284	126-111	12-3	W	2/19	ATLANTA	18,266	88-80	33-23	W
11/27	@ MINNESOTA	18,225	120-95	13-3	W	2/21	SACRAMENTO	17,369	104-88	34-23	W
11/29	@ TORONTO	17,721	113-94	14-3	W	2/23	@ OKLAHOMA CITY	18,203	104-102	35-23	W
12/1	@ NEW YORK	19,763	99-126	14-4	L	2/24	PHILADELPHIA	17,765	106-95	36-23	W
12/2	@ CLEVELAND	20,562	90-107	14-5	L	2/26	L.A. CLIPPERS	18,043	125-112	37-23	W
12/5	SACRAMENTO	17,747	115-107	15-5	W	2/28	@ SAN ANTONIO	18,581	110-113	37-24	L
12/6	@ L.A. LAKERS	18,997	88-108	15-6	L	3/1	DENVER	18,159	101-85	38-24	W
12/8	@ DALLAS	19,857	101-102	15-7	L	3/3	@ L.A. CLIPPERS	17,455	127-101	39-24	W
12/11	ORLANDO	18,216	106-103	16-7	W	3/4	UTAH	17,912	108-116	39-25	L
12/12	@ DENVER	19,155	99-105	16-8	L	3/6	INDIANA	18,180	113-105	40-25	W
12/15	SAN ANTONIO	17,964	116-104	17-8	W	3/12	L.A. LAKERS	18,422	96-102	40-26	L
12/17	@ PORTLAND	20,559	102-105	17-9	L	3/14	NEW ORLEANS	18,218	120-106	41-26	W
12/19	WASHINGTON	16,811	121-95	18-9	W	3/16	MINNESOTA	18,197	152-114	42-26	W
12/21	CLEVELAND	18,221	91-109	18-10	L	3/19	UTAH	18,422	110-100	43-26	W
12/23	OKLAHOMA CITY	15,953	113-117	18-11	L	3/21	PORTLAND	18,422	93-87	44-26	W
12/25	L.A. CLIPPERS	16,709	124-93	19-11	W	3/22	@ GOLDEN STATE	18,722	133-131	45-26	W
12/26	@ GOLDEN STATE	19,550	127-132	19-12	L	3/26	NEW YORK	18,422	132-96	46-26	W
12/28	L.A. LAKERS	18,422	118-103	20-12	W	3/28	@ MINNESOTA	16,668	111-105	47-26	W
12/30	BOSTON	18,422	116-98	21-12	W	3/30	@ CHICAGO	21,169	111-105	48-26	W
1/2	MEMPHIS	17,135	103-128	21-13	L	3/31	@ NEW JERSEY	14,734	116-105	49-26	W
1/5	@ SACRAMENTO	13,630	113-109	22-13	W	4/2	@ DETROIT	22,076	109-94	50-26	W
1/6	HOUSTON	15,811	118-110	23-13	W	4/3	@ MILWAUKEE	16,436	98-107	50-27	L
1/8	MIAMI	18,422	105-109	23-14	L	4/7	SAN ANTONIO	18,422	112-101	51-27	W
1/11	MILWAUKEE	15,116	105-101	24-14	W	4/9	@ OKLAHOMA CITY	18,334	91-96	51-28	L
1/13	@ INDIANA	10,858	114-122	24-15	L	4/11	HOUSTON	18,422	116-106	52-28	W
1/15	@ ATLANTA	17,605	101-102	24-16	L	4/13	DENVER	18,422	123-101	53-28	W
1/16	@ CHARLOTTE	17,574	99-125	24-17	L	4/14	@ UTAH	19,911	100-86	54-28	W

*Overtime

09-10 Final Statistics

PLAYER	G	GS	MIN	3 PT				REBOUNDS				PF-DQ	STL	TO	BLK	PTS-AVG	
				FGM-FGA	PCT	FGM-FGA	PCT	FTM-FTA	PCT	OR-DR	TOT						
STOUDÉMIRE	82	82	2838	704-1264	.557	1-6	.167	487-632	.771	230-502	732	82	281-2	52	213	83	1896-23.1
NASH	81	81	2660	499-985	.507	124-291	.426	211-225	.938	34-234	268	892	108-0	42	295	12	1333-16.5
RICHARDSON	79	76	2485	473-998	.474	157-400	.393	136-184	.739	81-323	404	143	169-0	66	92	33	1239-15.7
HILL	81	81	2430	336-703	.478	35-80	.438	205-251	.817	74-371	445	193	165-2	60	108	36	912-11.3
FRYE	81	41	2190	317-703	.451	172-392	.439	98-121	.810	66-361	427	113	263-3	64	73	74	904-11.2
BARBOSA	44	5	786	155-365	.425	44-136	.324	64-73	.877	11-58	69	64	71-0	23	46	12	418-9.5
LOPEZ	51	31	986	171-291	.588	0 —	—	88-125	.704	104-144	248	7	117-1	10	41	53	430-8.4
DUDLEY	82	1	1991	225-490	.459	120-262	.458	104-138	.754	99-182	281	115	162-1	81	68	16	674-8.2
DRAGIC	80	2	1442	222-491	.452	74-188	.394	117-159	.736	38-133	171	241	131-0	48	126	8	635-7.9
AMUNDSON	79	0	1168	152-276	.551	0-1	.000	67-123	.545	128-218	346	31	169-1	24	57	73	371-4.7
TUCKER	11	0	71	13-30	.433	1-7	.143	16-21	.762	5-2	7	3	5-0	0	4	0	43-3.9
CLARK	51	0	383	56-151	.371	2-5	.400	26-36	.722	18-44	62	21	25-0	7	23	13	140-2.7
GRIFFIN	8	0	32	4-10	.400	0-2	.000	2-4	.500	0-2	2	1	4-0	0	1	2	10-1.3
COLLINS	34	10	261	12-31	.387	0-0	—	10-25	.400	22-40	62	6	42-0	2	10	3	34-1.0
JONES	2	0	7	0-0	—	0-0	—	0-0	—	0-2	2	0	1-0	0	0	0	0-0.0
SUNS	82	-	19730	3339-6788	.492	730-1770	.412	1631-2117	.770	910-2616	3526	1912	1713-10	479	1210	418	9039-110.2
OPPONENTS	82	-	19730	3235-7165	.452	561-1582	.355	1606-2114	.760	1081-2391	3472	1704	1789-11	646	1065	365	8637-105.3

All-Time Roster

33	Alvan Adams					6'9"		222 lbs.		F/C	Oklahoma								
Acquired: 1st rd., 1975 NBA Draft (4th Overall).										Departed: Retired 4/29/88.									
YEAR	G	MIN	FGM	FGA	PCT	FTM	FTA	PCT	OR	DR	TR	AVG	AST	AVG	TO	STL	BLK	PTS	AVG
'75-76	80	33.2	629	1341	.469	261	355	.735	215	512	727	9.1	450	5.6	—	121	116	1516	19.0
'76-77	72	31.6	522	1102	.474	252	334	.754	180	472	652	9.1	322	4.5	—	95	87	1296	18.0
'77-78	70	27.3	434	895	.485	214	293	.730	158	407	565	8.1	225	3.2	234	86	63	1082	15.5
'78-79	77	30.7	569	1073	.530	231	289	.799	220	485	705	9.2	360	4.7	279	110	63	1369	17.8
'79-80	75	28.9	465	875	.531	188	236	.797	158	451	609	8.1	322	4.3	218	108	55	1118	14.9
'80-81	75	27.4	458	870	.526	199	259	.768	157	389	546	7.3	344	4.6	226	106	69	1115	14.9
'81-82	79	30.3	507	1027	.494	182	233	.781	138	448	586	7.4	356	4.5	196	114	78	1196	15.1
'82-83	80	30.6	477	981	.486	180	217	.829	161	387	548	6.9	376	4.7	242	114	74	1135	14.2
'83-84	70	20.7	269	582	.462	132	160	.825	118	201	319	4.6	219	3.1	117	73	32	670	9.6
'84-85	82	26.0	476	915	.520	250	283	.883	153	347	500	6.1	308	3.8	197	115	48	1202	14.7
'85-86	78	25.7	341	679	.502	159	203	.783	148	329	477	6.1	324	4.2	206	103	46	841	10.8
'86-87	68	24.9	311	618	.503	134	170	.788	91	247	338	5.0	223	3.3	139	62	37	756	11.1
'87-88	82	20.1	251	506	.496	108	128	.844	118	247	365	4.5	183	2.2	140	82	41	611	7.5
TOTALS	988	27.5	5709	11464	.498	2490	3160	.788	2015	4922	6937	7.0	4012	4.1	2194	1289	809	13907	14.1
PLAYOFFS																			
'75-76	19	35.2	137	303	.452	67	82	.817	54	137	191	10.0	98	5.2	—	24	20	341	17.9
'77-78	2	35.5	15	33	.455	2	2	1.000	8	8	16	8.0	4	2.0	9	2	1	32	16.0
'78-79	12	31.0	66	139	.475	22	31	.710	25	65	90	7.5	53	4.4	36	11	12	154	12.8
'79-80	8	31.4	56	99	.566	17	19	.895	18	59	77	9.6	46	5.8	24	7	10	129	16.1
'80-81	7	31.1	27	60	.450	20	28	.714	11	30	41	5.9	26	3.7	19	4	1	74	10.6
'81-82	7	33.3	48	92	.522	22	28	.786	19	32	51	7.3	26	3.7	21	14	10	118	16.9
'82-83	3	28.0	15	32	.469	5	7	.714	3	15	18	6.0	14	4.7	5	2	5	35	11.7
'83-84	17	18.4	53	126	.421	36	53	.679	27	60	87	5.1	42	2.5	34	17	11	142	8.4
'84-85	3	26.3	23	46	.500	5	6	.833	4	13	17	5.7	11	3.7	6	7	7	51	17.0
TOTALS	78	29.4	440	930	.473	196	256	.766	169	419	588	7.5	320	4.1	154	88	77	1076	13.8
12	Rafael Addison					6'7"		226 lbs.		G/F	Syracuse								
Acquired: 2nd rd., 1986 NBA Draft (39th Overall).										Departed: Waived 10/19/87.									
YEAR	G	MIN	FGM	FGA	PCT	FTM	FTA	PCT	OR	DR	TR	AVG	AST	AVG	TO	STL	BLK	PTS	AVG
'86-87	62	11.5	146	331	.441	51	64	.797	41	65	106	1.7	45	0.7	54	27	7	359	5.8
22	Danny Ainge					6'5"		195 lbs.		G	Brigham Young								
Acquired: Signed as free agent 7/3/92.										Departed: Retired 9/18/95.									
YEAR	G	MIN	FGM	FGA	PCT	FTM	FTA	PCT	OR	DR	TR	AVG	AST	AVG	TO	STL	BLK	PTS	AVG
'92-93	80	27.0	337	730	.462	123	145	.848	49	165	214	2.7	260	3.3	113	69	8	947	11.8
'93-94	68	22.9	224	537	.417	78	94	.830	28	103	131	1.9	180	2.6	81	57	8	606	8.9
'94-95	74	18.6	194	422	.460	105	130	.808	25	84	109	1.5	210	2.8	79	46	7	571	7.7
TOTALS	222	22.9	755	1689	.447	306	369	.829	102	352	454	2.05	650	2.9	273	172	23	2124	9.6
PLAYOFFS																			
'92-93	24	24.6	64	170	.376	34	39	.872	20	40	60	2.5	56	2.3	22	12	2	195	8.1
'93-94	10	23.0	27	59	.458	15	21	.714	7	16	23	2.3	21	2.1	5	6	1	86	8.6
'94-95	10	13.7	19	38	.500	10	11	.909	2	8	10	1.0	10	1.0	6	5	0	60	6.0
TOTALS	44	21.8	110	267	.412	59	71	.831	29	64	93	2.1	87	2.0	33	23	3	341	7.8
17	Louis Amundson					6'9"		238 lbs.		F	Nevada-Las Vegas								
Acquired: Signed as free agent 8/14/08.										Departed: Contract expired 6/30/10.									
YEAR	G	MIN	FGM	FGA	PCT	FTM	FTA	PCT	OR	DR	TR	AVG	AST	AVG	TO	STL	BLK	PTS	AVG
'08-09	76	13.7	134	250	.536	53	120	.442	128	142	270	3.6	28	0.4	56	32	65	321	4.2
'09-10	79	14.8	152	276	.551	67	123	.545	128	218	346	4.4	31	0.4	57	24	73	371	4.7
TOTALS	155	14.3	286	526	.544	120	243	.494	256	350	616	4.0	59	0.4	113	56	138	692	4.5
PLAYOFFS																			
'09-10	16	12.1	19	36	.528	9	21	.429	30	26	56	3.5	1	0.1	6	6	7	47	2.9
21	Robert Archibald					6'11"		250 lbs.		F	Illinois								
Acquired: From Memphis 9/30/03 with Brevin Knight, Cezary Trybanski for Bo Outlaw, Jake Tsakalidis.										Departed: To Orlando 12/26/03 for a conditional 2005 2nd rd. pick.									
YEAR	G	MIN	FGM	FGA	PCT	FTM	FTA	PCT	OR	DR	TR	AVG	AST	AVG	TO	STL	BLK	PTS	AVG
'03-04	1	6.0	0	1	.000	1	2	.500	0	1	1	1.0	1	1.0	1	0	0	1	1.0

21 Dennis Awtrey 6'10" 241 lbs. C Santa Clara

Acquired: From New Orleans Jazz 9/16/74 with Curtis Perry, Nate Hawthorne, 1st rd. pick for Neal Walk and 2nd rd. pick.
Departed: To Boston 10/11/78 for 2nd rd. pick and cash.

YEAR	G	MIN	FGM	FGA	PCT	FTM	FTA	PCT	OR	DR	TR	AVG	AST	AVG	TO	STL	BLK	PTS	AVG
74-75	82	34.6	339	722	.470	132	195	.677	242	462	704	8.6	342	4.2	—	60	52	810	9.9
75-76	74	18.6	142	304	.467	75	109	.688	93	200	293	4.0	159	2.1	—	21	22	359	4.9
76-77	72	24.4	160	373	.429	91	126	.722	111	245	356	4.9	182	2.5	—	23	31	411	5.7
77-78	81	20.0	112	264	.424	69	109	.633	97	205	302	3.7	163	2.0	127	19	25	293	3.6
TOTALS	309	24.6	753	1663	.453	367	539	.680	543	1112	1655	5.4	846	2.7	127	123	130	1873	6.1

PLAYOFFS

75-76	19	15.1	21	45	.467	18	33	.545	17	46	63	3.3	25	1.3	—	5	9	60	3.2
77-78	2	12.0	1	4	.250	1	1	1.000	2	0	2	1.0	3	1.5	1	1	0	3	1.5
TOTALS	21	14.8	22	49	.449	19	34	.559	19	46	65	3.1	28	1.3	1	6	9	63	3.0

2 James Bailey 6'9" 230 lbs. F Rutgers

Acquired: From Cleveland 10/29/87 for 2nd rd. pick. **Departed:** Contract expired on 6/30/88.

YEAR	G	MIN	FGM	FGA	PCT	FTM	FTA	PCT	OR	DR	TR	AVG	AST	AVG	TO	STL	BLK	PTS	AVG
87-88	65	13.4	109	241	.452	70	89	.787	73	137	210	3.2	42	0.6	70	17	28	298	4.4

12 Toby Bailey 6'6" 213 lbs. G UCLA

Acquired: From L.A. Lakers 6/24/98 for future consideration. **Departed:** Contract expired on 6/30/00.

YEAR	G	MIN	FGM	FGA	PCT	FTM	FTA	PCT	OR	DR	TR	AVG	AST	AVG	TO	STL	BLK	PTS	AVG
98-99	27	9.2	34	86	.395	9	13	.692	24	30	54	2.0	13	0.5	11	9	2	78	2.9
99-00	46	9.8	58	140	.414	45	65	.692	26	46	72	1.6	30	0.7	24	13	4	107	3.5
TOTALS	73	9.6	92	226	.407	54	78	.692	50	76	126	1.7	43	0.6	35	22	6	185	2.5

PLAYOFFS

99-00	5	12.0	1	4	.250	1	1	1.000	2	0	2	1.0	3	1.5	1	1	0	3	1.5
-------	---	------	---	---	------	---	---	-------	---	---	---	-----	---	-----	---	---	---	---	-----

2 Marcus Banks 6'2" 200 lbs. G Nevada-Las Vegas

Acquired: Signed as free agent 7/20/06. **Departed:** To Miami 2/6/08 with Shawn Marion for Shaquille O'Neal.

YEAR	G	MIN	FGM	FGA	PCT	FTM	FTA	PCT	OR	DR	TR	AVG	AST	AVG	TO	STL	BLK	PTS	AVG
06-07	45	11.2	84	196	.429	48	60	.800	10	28	38	0.8	60	1.3	40	23	3	221	4.9
07-08	24	12.9	44	109	.404	12	16	.789	3	17	20	0.8	25	1.0	16	8	8	125	5.2
TOTALS	69	11.8	128	305	.420	60	76	.789	13	45	58	0.8	85	1.2	56	31	11	346	5.0

PLAYOFFS

06-07	2	3.5	0	2	—	2	2	1.000	0	0	0	0.0	1	0.5	0	0	0	2	1.0
-------	---	-----	---	---	---	---	---	-------	---	---	---	-----	---	-----	---	---	---	---	-----

40 Mike Bantom 6'9" 210 lbs. F St. Joseph's

Acquired: 1st rd., 1973 NBA Draft (8th Overall). **Departed:** To Seattle 11/22/75.

YEAR	G	MIN	FGM	FGA	PCT	FTM	FTA	PCT	OR	DR	TR	AVG	AST	AVG	TO	STL	BLK	PTS	AVG
73-74	76	26.0	314	787	.399	141	213	.662	172	347	519	6.8	163	2.1	—	50	47	769	10.1
74-75	82	27.3	418	907	.461	185	259	.714	211	342	553	6.7	159	1.9	—	62	47	1021	12.5
75-76	7	9.7	8	26	.308	5	5	1.000	7	16	23	3.3	3	0.4	—	2	2	21	3.0
TOTALS	165	26.0	740	1720	.430	331	477	.694	390	705	1095	6.6	325	2.0	—	114	96	1811	11.0

10 Leandro Barbosa 6'3" 202 lbs. G Sao Paulo, Brazil

Acquired: Draft rights from San Antonio 6/26/03 for a future protected 1st rd. pick. **Departed:** To Toronto 7/14/10 with Dwayne Jones for Hedo Turkoglu.

YEAR	G	MIN	FGM	FGA	PCT	FTM	FTA	PCT	OR	DR	TR	AVG	AST	AVG	TO	STL	BLK	PTS	AVG
03-04	70	21.4	210	470	.447	47	61	.770	23	100	123	1.8	165	2.4	120	93	7	550	7.9
04-05	63	17.2	168	354	.475	55	69	.797	32	98	130	2.1	126	2.0	87	30	7	442	7.0
05-06	57	27.9	273	567	.481	111	147	.755	31	119	150	2.6	158	2.8	89	48	6	744	13.1
06-07	80	32.7	529	1111	.476	196	232	.845	22	192	214	2.7	317	4.0	146	96	15	1444	18.1
07-08	82	29.5	472	1021	.462	175	213	.822	40	191	231	2.8	216	2.6	117	75	18	1283	15.6
08-09	70	24.4	366	759	.482	171	194	.881	34	147	181	2.6	162	2.3	93	82	7	993	14.2
09-10	44	17.9	155	365	.425	64	73	.877	11	58	69	1.6	64	1.5	46	23	12	418	9.5
TOTALS	466	25.1	2173	4647	.468	819	989	.828	193	905	1098	2.4	1208	2.6	698	447	72	5874	12.6

PLAYOFFS

04-05	12	9.8	12	35	.343	2	4	.500	5	12	17	1.4	12	1.0	5	3	0	30	2.5
05-06	20	31.6	103	219	.470	50	58	.862	5	27	32	1.6	54	2.7	29	15	4	283	14.2
06-07	11	31.7	64	158	.405	28	39	.718	7	31	38	3.5	24	2.2	22	12	2	174	15.8
07-08	5	28.6	19	55	.345	10	11	.909	2	18	20	4.0	9	1.8	4	3	0	52	10.4
09-10	16	15.6	43	103	.417	17	24	.708	2	19	21	1.3	20	1.3	15	5	2	115	7.2
TOTALS	64	23.3	241	570	.423	107	136	.787	21	107	128	2.0	119	1.9	75	38	8	654	10.2

34 Charles Barkley 6'6" 252 lbs. F Auburn

Acquired: From Philadelphia 6/17/92 for Jeff Hornacek, Andrew Lang, Tim Perry. **Departed:** To Houston 8/19/96 with 2nd rd. pick for Chuckie Brown, Mark Bryant, Sam Cassell and Robert Horry.

YEAR	G	MIN	FGM	FGA	PCT	FTM	FTA	PCT	OR	DR	TR	AVG	AST	AVG	TO	STL	BLK	PTS	AVG
92-93	76	37.6	716	1376	.520	445	582	.765	237	691	928	12.2	385	5.1	233	119	74	1944	25.6
93-94	65	35.4	518	1056	.495	318	452	.704	198	452	727	11.2	296	4.6	206	101	37	1402	21.2
94-95	68	35.0	554	1141	.486	379	507	.748	203	553	756	11.1	276	4.1	150	110	45	1561	23.0
95-96	71	37.1	580	1160	.500	440	566	.777	243	578	821	11.6	262	3.7	218	114	56	1649	23.2
TOTALS	280	36.3	2368	4723	.501	1582	2107	.750	881	2351	3232	11.5	1219	4.4	807	444	212	6556	23.4

PLAYOFFS

92-93	24	43.2	230	482	.477	168	218	.771	93	233	326	14.4	102	4.2	50	39	25	638	26.6
93-94	10	42.5	110	216	.509	42	55	.764	34	96	130	13.0	48	4.8	27	25	9	276	27.6
94-95	10	39.0	91	182	.500	66	90	.733	39	95	134	13.4	32	3.7	25	13	11	257	25.7
95-96	4	41.0	31	70	.443	37	47	.787	18	36	54	13.5	15	3.8	6	4	4	102	25.5
TOTALS	48	42.0	462	950	.486	313	410	.763	184	460	644	13.4	197	4.1	108	81	49	1273	26.5

WELCOME TO PLANET ORANGE

22 Matt Barnes 6'7" 226 lbs. F UCLA

Acquired: Signed as a free agent 7/22/08. Departed: Contract expired 6/30/09.

YEAR	G	MIN	FGM	FGA	PCT	FTM	FTA	PCT	OR	DR	TR	AVG	AST	AVG	TO	STL	BLK	PTS	AVG
'08-09	77	27.0	285	674	.423	101	136	.743	79	342	421	5.5	212	2.8	130	52	26	788	10.2

12 Andre Barrett 5'10" 173 lbs. G Seton Hall

Acquired: Signed a 10-day contract 3/1/06. Departed: Released from his second 10-day contract 3/15/06.

YEAR	G	MIN	FGM	FGA	PCT	FTM	FTA	PCT	OR	DR	TR	AVG	AST	AVG	TO	STL	BLK	PTS	AVG
'05-06	2	10.5	3	7	.429	3	3	1.000	1	2	3	1.5	2	1.0	1	0	0	9	4.5

3 Kenny Battle 6'6" 211 lbs. F Illinois

Acquired: From Detroit following 1989 NBA Draft with Micheal Williams for Anthony Cook (24th Overall).

Departed: Waived 1/23/91.

YEAR	G	MIN	FGM	FGA	PCT	FTM	FTA	PCT	OR	DR	TR	AVG	AST	AVG	TO	STL	BLK	PTS	AVG
'89-90	59	12.4	93	170	.547	55	82	.671	44	80	124	2.1	38	0.6	32	35	11	242	4.1
'90-91	16	16.4	38	86	.442	20	29	.690	21	32	53	3.3	15	0.9	13	19	6	96	6.0
TOTALS	75	13.3	131	256	.512	75	111	.676	65	112	177	2.4	53	.71	45	54	17	338	4.5

PLAYOFFS

'89-90	8	4.3	4	13	.308	1	1	1.000	1	4	5	0.6	0	0.0	—	0	0	9	1.1
--------	---	-----	---	----	------	---	---	-------	---	---	---	-----	---	-----	---	---	---	---	-----

50 William Bedford 7'1" 235 lbs. C Memphis State

Acquired: 1st rd., 1986 NBA Draft (6th Overall). Departed: To Detroit 6/19/87 for 1st rd. pick.

YEAR	G	MIN	FGM	FGA	PCT	FTM	FTA	PCT	OR	DR	TR	AVG	AST	AVG	TO	STL	BLK	PTS	AVG
'86-87	50	19.6	142	358	.397	50	86	.581	79	167	246	4.9	57	1.1	85	18	37	334	6.7

14 Charlie Bell 6'3" 200 lbs. G Michigan State

Acquired: Signed as free agent 7/23/01. Departed: Waived 12/11/01.

YEAR	G	MIN	FGM	FGA	PCT	FTM	FTA	PCT	OR	DR	TR	AVG	AST	AVG	TO	STL	BLK	PTS	AVG
'01-02	5	8.4	3	11	.273	2	2	1.000	2	2	4	0.8	2	0.4	5	0	0	8	1.6

19 Raja Bell 6'5" 215 lbs. G Florida International

Acquired: Signed as a free agent on 8/3/05. Departed: Traded along with Boris Diaw and Sean Singletary to Charlotte on 12/10/08 in exchange for Jason Richardson, Jared Dudley and a 2010 second-round pick.

YEAR	G	MIN	FGM	FGA	PCT	FTM	FTA	PCT	OR	DR	TR	AVG	AST	AVG	TO	STL	BLK	PTS	AVG
'05-06	79	37.5	425	930	.457	115	146	.788	44	209	253	3.2	207	2.6	89	76	22	1162	14.7
'06-07	78	37.4	410	950	.432	118	152	.776	48	203	251	3.2	196	2.5	83	50	22	1143	14.7
'07-08	75	35.3	317	753	.421	79	91	.868	47	227	274	3.7	168	2.2	65	54	27	889	11.9
'08-09	22	32.4	76	177	.429	16	21	.762	8	56	64	2.9	29	1.3	18	13	2	212	9.6
TOTALS	254	36.4	1228	2810	.437	328	410	.800	147	695	842	3.3	600	2.4	255	193	73	3406	13.4

PLAYOFFS

'05-06	17	39.6	79	165	.479	34	41	.829	8	40	48	2.8	37	2.2	10	11	4	232	13.6
'06-07	11	39.8	40	87	.460	12	14	.857	6	27	33	3.0	20	1.8	15	10	2	112	10.2
'07-08	5	43.0	21	37	.568	13	16	.813	6	22	28	5.6	11	2.2	5	2	1	68	13.6
TOTALS	33	40.2	140	289	.484	59	71	.831	20	89	109	3.3	68	2.1	30	23	7	412	12.5

8 Mario Bennett 6'9" 235 lbs. F Arizona State

Acquired: 1st rd., 1995 NBA Draft (27th Overall). Departed: Waived 10/29/96.

YEAR	G	MIN	FGM	FGA	PCT	FTM	FTA	PCT	OR	DR	TR	AVG	AST	AVG	TO	STL	BLK	PTS	AVG
'95-96	19	12.1	29	64	.453	27	42	.643	21	28	49	2.6	6	0.3	11	11	11	85	4.5

12 Eddie Biedenbach 6'1" 175 lbs. G N.C. State

Acquired: Signed as free agent 10/18/68. Departed: Waived 11/21/68.

YEAR	G	MIN	FGM	FGA	PCT	FTM	FTA	PCT	OR	DR	TR	AVG	AST	AVG	TO	STL	BLK	PTS	AVG
'68-69	7	2.6	0	6	.000	4	6	.667	—	—	2	0.3	3	0.4	—	—	—	4	0.6

40 Corie Blount 6'10" 242 lbs. F Cincinnati

Acquired: Signed as free agent 9/9/99. Departed: To Golden State 1/26/01 with Ruben Garces, Paul McPherson for Vinny Del Negro.

YEAR	G	MIN	FGM	FGA	PCT	FTM	FTA	PCT	OR	DR	TR	AVG	AST	AVG	TO	STL	BLK	PTS	AVG
'99-00	38	11.7	44	89	.494	19	33	.576	52	61	113	3.0	10	0.3	15	7	28	107	2.8
'00-01	30	12.9	23	47	.489	8	15	.533	35	50	85	2.8	8	0.3	18	13	5	54	1.8
TOTALS	68	12.3	67	136	.493	27	48	.563	87	111	198	2.9	18	0.3	33	20	33	161	2.4

PLAYOFFS

'99-00	9	18.0	17	31	.548	10	18	.556	25	31	56	6.2	3	0.3	13	6	6	44	4.9
--------	---	------	----	----	------	----	----	------	----	----	----	-----	---	-----	----	---	---	----	-----

10 Dexter Boney 6'4" 220 lbs. G UNLV

Acquired: Signed as a free agent 1/31/97. Departed: Waived 2/20/97.

YEAR	G	MIN	FGM	FGA	PCT	FTM	FTA	PCT	OR	DR	TR	AVG	AST	AVG	TO	STL	BLK	PTS	AVG
'96-97	8	6.0	6	19	.316	6	8	.750	3	3	6	0.8	0	0.0	1	2	1	19	2.4

7 Dudley Bradley 6'6" 195 lbs. G North Carolina

Acquired: From Indiana 6/8/81 for two 2nd rd. picks. Departed: Waived 7/1/82.

YEAR	G	MIN	FGM	FGA	PCT	FTM	FTA	PCT	OR	DR	TR	AVG	AST	AVG	TO	STL	BLK	PTS	AVG
'81-82	64	14.6	125	281	.445	74	100	.740	30	57	87	1.4	80	1.3	71	78	10	325	5.1

PLAYOFFS

'81-82	7	3.4	2	8	.250	1	1	1.000	0	1	1	0.1	5	0.7	5	1	1	5	0.7
--------	---	-----	---	---	------	---	---	-------	---	---	---	-----	---	-----	---	---	---	---	-----

23 Mike Bratz 6'2" 185 lbs. G Stanford

Acquired: 3rd rd., 1977 NBA Draft (66th Overall). Departed: Waived 7/1/80.

YEAR	G	MIN	FGM	FGA	PCT	FTM	FTA	PCT	OR	DR	TR	AVG	AST	AVG	TO	STL	BLK	PTS	AVG
'77-78	80	11.7	159	395	.403	56	68	.824	42	73	115	1.4	123	1.5	89	39	5	374	4.7
'78-79	77	16.8	242	533	.454	139	170	.818	55	86	141	1.8	179	2.3	135	64	7	623	8.1
'79-80	82	19.4	269	687	.392	141	162	.870	50	117	167	2.0	223	2.7	135	93	9	700	8.5
TOTALS	239	16.0	670	1615	.415	336	400	.840	147	276	423	1.8	525	2.2	359	196	21	1697	7.1

PLAYOFFS

YEAR	G	MIN	FGM	FGA	PCT	FTM	FTA	PCT	OR	DR	TR	AVG	AST	AVG	TO	STL	BLK	PTS	AVG
'77-78	2	4.5	1	5	.200	0	0	.000	0	0	0	0.0	1	0.5	0	0	0	2	1.0
'78-79	15	19.5	57	115	.496	45	59	.763	10	11	21	1.4	30	2.0	29	15	3	159	10.6
'79-80	8	21.1	43	84	.512	9	10	.900	6	14	20	2.5	16	2.0	13	9	0	104	13.0
TOTALS	25	18.8	101	204	.495	54	69	.783	16	25	41	1.6	47	1.9	42	24	3	265	10.6

52 Chucky Brown 6'8" 215 lbs. F North Carolina State

Acquired: From Houston 8/19/96 with Mark Bryant, Sam Cassell and Robert Horry for Charles Barkley.
Departed: To Milwaukee 12/4/96 for Darrin Hancock and 2nd rd. pick.

YEAR	G	MIN	FGM	FGA	PCT	FTM	FTA	PCT	OR	DR	TR	AVG	AST	AVG	TO	STL	BLK	PTS	AVG
'96-97	10	8.3	13	26	.500	8	11	.727	0	13	16	1.6	4	0.4	4	0	2	34	3.4

11 Dee Brown 6'0" 181 lbs. G Illinois

Acquired: Signed as free agent 12/24/08. Departed: Released 1/6/09.

YEAR	G	MIN	FGM	FGA	PCT	FTM	FTA	PCT	OR	DR	TR	AVG	AST	AVG	TO	STL	BLK	PTS	AVG
'08-09	2	14.0	1	5	.200	2	2	1.000	0	1	1	0.5	3	1.5	3	0	0	5	2.5

4 Gerald Brown 6'4" 210 lbs. G Pepperdine

Acquired: Signed as free agent 1/25/99. Departed: Waived 12/21/99.

YEAR	G	MIN	FGM	FGA	PCT	FTM	FTA	PCT	OR	DR	TR	AVG	AST	AVG	TO	STL	BLK	PTS	AVG
'98-99	33	7.2	33	89	.371	11	14	.786	5	17	22	0.7	31	0.9	22	5	1	80	2.4

45 Mike Brown 6'10" 260 lbs. F George Washington

Acquired: Signed as free agent 4/5/97; 4/18/98. Departed: Contract expired on 6/30/97; 6/30/98.

YEAR	G	MIN	FGM	FGA	PCT	FTM	FTA	PCT	OR	DR	TR	AVG	AST	AVG	TO	STL	BLK	PTS	AVG
'96-97	6	13.8	5	12	.417	7	10	.600	9	16	25	4.2	5	0.8	2	1	1	16	2.7

PLAYOFFS

YEAR	G	MIN	FGM	FGA	PCT	FTM	FTA	PCT	OR	DR	TR	AVG	AST	AVG	TO	STL	BLK	PTS	AVG
'96-97	4	6.8	2	5	.400	7	8	.875	2	2	4	1.0	1	0.3	1	0	0	11	3.7
'97-98	1	1.0	0	0	—	0	0	—	0	0	0	0.0	0	0.0	0	0	0	0	0.0

0 Randy Brown 6'2" 190 lbs. G New Mexico State

Acquired: From Boston 2/20/02 with Joe Johnson, Milt Palacio, 2002 1st rd. pick (Casey Jacobsen) for Rodney Rogers and Tony Delk. Departed: Contract expired on 6/30/03.

YEAR	G	MIN	FGM	FGA	PCT	FTM	FTA	PCT	OR	DR	TR	AVG	AST	AVG	TO	STL	BLK	PTS	AVG
'02-03	32	8.2	16	43	.372	9	12	.750	3	23	26	0.8	35	1.1	17	17	2	41	1.3

2 Mark Bryant 6'9" 245 lbs. F Seton Hall

Acquired: From Houston 8/19/96 with Chucky Brown, Sam Cassell and Robert Horry for Charles Barkley.
Departed: To Chicago 1/23/99 with Martin Muursepp, Bubba Wells, 1st rd. pick for Luc Longley.

YEAR	G	MIN	FGM	FGA	PCT	FTM	FTA	PCT	OR	DR	TR	AVG	AST	AVG	TO	STL	BLK	PTS	AVG
'96-97	41	24.8	152	275	.553	76	108	.704	67	145	212	5.2	47	1.1	46	22	5	380	9.3
'97-98	70	15.9	109	225	.484	73	95	.768	92	152	244	3.5	46	.07	58	36	15	291	4.2
TOTALS	111	2128	261	500	.522	149	203	.734	159	297	456	4.1	93	.08	104	58	20	671	6.0

PLAYOFFS

YEAR	G	MIN	FGM	FGA	PCT	FTM	FTA	PCT	OR	DR	TR	AVG	AST	AVG	TO	STL	BLK	PTS	AVG
'96-97	4	9.0	4	10	.400	3	3	1.000	1	3	4	1.0	—	—	2	—	—	11	2.8
'97-98	4	23.3	17	34	.500	6	12	.500	9	14	23	5.8	1	0.3	3	4	2	40	10.0
TOTALS	8	16.1	21	44	.477	9	15	.600	10	17	27	3.4	1	0.1	5	4	2	51	6.4

26 Jud Buechler 6'6" 228 lbs. G/F Arizona

Acquired: From Detroit 7/18/01 with John Wallace for Clifford Robinson. Departed: To Orlando 11/16/01 in three-team trade with L.A. Clippers that also sent Vinny Del Negro to L.A. Clippers and brought Bo Outlaw and 1st rd. pick from Orlando.

YEAR	G	MIN	FGM	FGA	PCT	FTM	FTA	PCT	OR	DR	TR	AVG	AST	AVG	TO	STL	BLK	PTS	AVG
'01-02	6	9.0	2	6	.333	0	0	—	2	6	8	1.3	3	0.5	1	1	0	6	1.0

11 Pat Burke 6'11" 250 lbs. C Auburn

Acquired: Signed as free agent 8/18/05. Departed: Contract expired 6/30/07.

YEAR	G	MIN	FGM	FGA	PCT	FTM	FTA	PCT	OR	DR	TR	AVG	AST	AVG	TO	STL	BLK	PTS	AVG
'05-06	42	8.2	63	127	.496	13	21	.619	21	52	73	1.7	16	0.4	33	6	13	141	3.4
'06-07	23	7.1	23	65	.354	8	13	.615	12	35	47	2.0	5	0.2	7	3	2	60	2.6
TOTALS	65	7.8	86	192	.448	21	34	.618	33	87	120	1.8	21	0.3	40	9	15	201	3.1

PLAYOFFS

YEAR	G	MIN	FGM	FGA	PCT	FTM	FTA	PCT	OR	DR	TR	AVG	AST	AVG	TO	STL	BLK	PTS	AVG
'05-06	3	2.3	2	4	.500	0	1	.000	1	2	3	1.0	0	0.0	0	0	1	5	1.7
'06-07	3	2.3	1	2	.500	0	0	.000	0	1	1	0.3	0	0.0	0	0	1	2	0.7
TOTALS	6	2.3	3	6	.500	0	1	.000	1	3	4	0.7	0	0.0	0	0	2	7	1.2

15 Steve Burt 6'2" 195 lbs. G Iona

Acquired: Signed as free agent 2/14/92. Departed: Waived 7/2/92.

YEAR	G	MIN	FGM	FGA	PCT	FTM	FTA	PCT	OR	DR	TR	AVG	AST	AVG	TO	STL	BLK	PTS	AVG
'91-92	31	11.5	74	160	.463	38	54	.704	10	24	34	1.1	59	1.9	33	16	4	187	6.0

PLAYOFFS

YEAR	G	MIN	FGM	FGA	PCT	FTM	FTA	PCT	OR	DR	TR	AVG	AST	AVG	TO	STL	BLK	PTS	AVG
'91-92	8	13.0	16	38	.421	18	21	.857	3	9	12	1.5	14	1.8	8	5	0	50	6.3

WELCOME TO PLANET ORANGE

10	Don Buse										6'4"	192 lbs.		G	Evansville																								
Acquired: From Indiana 9/6/77 for Ricky Sobers.																				Departed: To Indiana 11/25/80 for two 2nd rd. picks.																			
YEAR	G	MIN	FGM	FGA	PCT	FTM	FTA	PCT	OR	DR	TR	AVG	AST	AVG	TO	STL	BLK	PTS	AVG																				
'77-78	82	31.1	287	626	.458	112	136	.824	59	190	249	3.0	391	4.8	124	185	14	686	8.4																				
'78-79	82	31.0	285	576	.495	70	91	.769	44	173	217	2.6	356	4.3	96	156	18	640	7.8																				
'79-80	81	30.9	261	589	.443	85	128	.664	70	163	233	2.9	320	4.0	91	132	10	626	7.7																				
TOTALS	245	31.0	833	1791	.465	267	355	.752	173	526	699	2.9	1067	4.4	311	473	42	1952	8.0																				

PLAYOFFS

YEAR	G	MIN	FGM	FGA	PCT	FTM	FTA	PCT	OR	DR	TR	AVG	AST	AVG	TO	STL	BLK	PTS	AVG
'77-78	2	38.0	4	11	.364	0	0	.000	0	5	5	2.5	4	2.0	1	4	0	8	4.0
'78-79	15	34.1	47	116	.405	24	33	.727	17	38	55	3.7	52	3.5	15	23	5	118	7.9
'79-80	8	29.5	28	64	.438	7	11	.636	8	13	21	2.6	44	7.3	13	6	0	68	8.5
TOTALS	25	32.9	79	191	.414	31	44	.705	25	56	81	3.2	100	4.0	29	33	5	194	7.8

45	Marty Byrnes					6'7"	218 lbs.		F	Syracuse									
----	--------------	--	--	--	--	------	----------	--	---	----------	--	--	--	--	--	--	--	--	--

Acquired: 1st rd., 1978 NBA Draft (19th Overall). Departed: To New Orleans Jazz 1/12/79 with Ron Lee, two 1st rd. picks for Leonard "Truck" Robinson.

YEAR	G	MIN	FGM	FGA	PCT	FTM	FTA	PCT	OR	DR	TR	AVG	AST	AVG	TO	STL	BLK	PTS	AVG
'78-79	43	17.1	109	223	.489	73	100	.730	49	48	97	2.3	61	1.4	79	15	2	291	6.8

11	Zarko Cabarkapa					6'11"	225 lbs.		F	Buducnost (Serbia)									
----	-----------------	--	--	--	--	-------	----------	--	---	--------------------	--	--	--	--	--	--	--	--	--

Acquired: 1st rd., 2003 NBA Draft (17th Overall). Departed: To Golden State 1/3/05 for two future 2nd rd. picks.

YEAR	G	MIN	FGM	FGA	PCT	FTM	FTA	PCT	OR	DR	TR	AVG	AST	AVG	TO	STL	BLK	PTS	AVG
'03-04	49	11.6	81	197	.411	35	53	.660	26	73	99	2.0	40	0.8	54	10	13	203	4.1
'04-05	3	3.7	4	7	.571	1	1	1.000	2	1	3	1.0	0	0.0	0	0	0	9	3.0
TOTALS	52	11.2	85	204	.417	36	54	.667	28	74	102	2.0	40	0.8	54	10	13	212	4.1

20	Corky Calhoun					6'7"	212 lbs.		F	Pennsylvania									
----	---------------	--	--	--	--	------	----------	--	---	--------------	--	--	--	--	--	--	--	--	--

Acquired: 1st rd., 1972 NBA Draft (4th Overall). Departed: To L.A. Lakers 11/27/74 for 2nd rd. and 3rd rd. picks.

YEAR	G	MIN	FGM	FGA	PCT	FTM	FTA	PCT	OR	DR	TR	AVG	AST	AVG	TO	STL	BLK	PTS	AVG
'72-73	82	24.7	211	450	.469	71	96	.740			338	4.1	76	0.9	—	—	—	493	6.0
'73-74	77	28.7	268	581	.461	98	129	.760	115	292	407	5.3	135	1.8	—	71	30	634	8.2
'74-75	13	8.3	12	32	.375	14	15	.933	14	19	33	2.5	4	0.3	—	6	2	38	2.9
TOTALS	172	25.3	491	1063	.462	183	240	.763	129	311	778	4.5	215	1.3	—	77	32	1165	6.8

43	Chris Carr					6'5"	207 lbs.		G	Southern Illinois									
----	------------	--	--	--	--	------	----------	--	---	-------------------	--	--	--	--	--	--	--	--	--

Acquired: 2nd rd., 1995 NBA Draft (56th Overall). Departed: Signed by Minnesota as free agent 7/19/96.

YEAR	G	MIN	FGM	FGA	PCT	FTM	FTA	PCT	OR	DR	TR	AVG	AST	AVG	TO	STL	BLK	PTS	AVG
'95-96	60	9.8	90	217	.415	49	60	.817	27	75	102	1.7	43	0.7	40	10	5	240	4.0

2	Joe Barry Carroll					7'1"	255 lbs.		C	Purdue									
---	-------------------	--	--	--	--	------	----------	--	---	--------	--	--	--	--	--	--	--	--	--

Acquired: Signed as free agent 1/26/91. Departed: Waived 10/30/91.

YEAR	G	MIN	FGM	FGA	PCT	FTM	FTA	PCT	OR	DR	TR	AVG	AST	AVG	TO	STL	BLK	PTS	AVG
'90-91	11	8.7	13	36	.361	11	12	.917	3	21	24	2.2	11	1.0	12	1	8	37	3.4

10	Sam Cassell					6'3"	185 lbs.		G	Florida State									
----	-------------	--	--	--	--	------	----------	--	---	---------------	--	--	--	--	--	--	--	--	--

Acquired: From Houston 8/19/96 with Chucky Brown, Mark Bryant and Robert Horry for Charles Barkley. Departed: To Dallas 12/26/96 with Michael Finley, A. C. Green and 2nd rd. pick for Jason Kidd, Loren Meyer and Tony Dumas.

YEAR	G	MIN	FGM	FGA	PCT	FTM	FTA	PCT	OR	DR	TR	AVG	AST	AVG	TO	STL	BLK	PTS	AVG
'96-97	22	24.5	100	241	.415	106	124	.855	12	38	50	2.3	99	4.5	60	23	6	325	14.8

23/1	Cedric Ceballos					6'7"	220 lbs.		F	Cal-State Fullerton									
------	-----------------	--	--	--	--	------	----------	--	---	---------------------	--	--	--	--	--	--	--	--	--

Acquired: 2nd rd., 1990 NBA Draft (48th Overall); From L.A. Lakers on 1/10/97 with Rumeal Robinson for Robert Horry and Joe Kleine. Departed: To L.A. Lakers 9/23/94 for 1995 1st rd. pick (Michael Finley); To Dallas 2/18/98 for Dennis Scott.

YEAR	G	MIN	FGM	FGA	PCT	FTM	FTA	PCT	OR	DR	TR	AVG	AST	AVG	TO	STL	BLK	PTS	AVG
'90-91	63	11.6	204	491	.417	110	166	.663	77	73	150	2.4	35	0.6	69	22	5	519	8.2
'91-92	64	11.2	176	365	.482	109	148	.736	60	92	152	2.4	50	0.8	71	16	11	462	7.2
'92-93	74	21.7	381	662	.576	187	258	.725	172	236	408	5.5	77	1.7	106	54	28	949	12.8
'93-94	53	30.2	425	795	.535	160	221	.724	153	191	344	6.5	91	1.7	93	59	23	1010	19.1
'96-97	38	28.2	221	492	.449	111	149	.745	80	176	256	6.7	47	1.2	64	25	17	569	15.0
'97-98	35	17.9	129	258	.500	60	84	.714	51	98	149	4.3	35	1.0	39	22	8	333	9.5
TOTALS	327	19.4	1536	3063	.501	737	1026	.718	593	866	1459	4.5	335	1.0	442	198	92	3842	11.7

PLAYOFFS

YEAR	G	MIN	FGM	FGA	PCT	FTM	FTA	PCT	OR	DR	TR	AVG	AST	AVG	TO	STL	BLK	PTS	AVG
'90-91	3	8.0	7	12	.583	2	3	.333	3	2	5	1.7	2	0.7	1	2	—	16	5.3
'91-92	8	23.5	44	80	.550	20	30	.667	20	31	51	6.4	12	1.5	11	6	6	108	13.5
'92-93	16	11.6	40	71	.571	16	22	.727	13	24	37	2.3	13	0.8	5	5	7	96	6.0
'93-94	10	21.2	43	93	.462	15	18	.833	16	20	44	4.4	8	0.8	11	8	2	101	10.1
'96-97	5	21.4	11	33	.333	8	8	1.000	9	17	26	5.2	26	0.6	8	4	3	33	6.6
TOTALS	42	17.0	145	289	.502	61	84	.726	61	94	163	3.9	61	1.5	36	25	18	354	8.4

24	Bill Chamberlain					6'6"	210 lbs.		F	North Carolina									
----	------------------	--	--	--	--	------	----------	--	---	----------------	--	--	--	--	--	--	--	--	--

Acquired: From Golden State 1/25/74 for 3rd rd. pick. Departed: Waived 9/24/74.

YEAR	G	MIN	FGM	FGA	PCT	FTM	FTA	PCT	OR	DR	TR	AVG	AST	AVG	TO	STL	BLK	PTS	AVG
'73-74	28	13.1	57	130	.438	39	56	.696	33	40	73	2.6	37	1.3	—	20	12	153	5.5

44 Jerry Chambers 6'5" 186 lbs. G Utah

Acquired: From Philadelphia 1/20/69 for George Wilson. Departed: Picked by Portland 5/11/70 in NBA Expansion Draft.

YEAR	G	MIN	FGM	FGA	PCT	FTM	FTA	PCT	OR	DR	TR	AVG	AST	AVG	TO	STL	BLK	PTS	AVG
'69-70	79	14.4	283	658	.430	91	125	.728	—	—	219	2.8	54	0.7	—	—	—	657	8.3

PLAYOFFS

'69-70	7	10.4	14	37	.378	5	8	.625	—	—	17	2.4	7	1.0	—	—	—	33	4.7
--------	---	------	----	----	------	---	---	------	---	---	----	-----	---	-----	---	---	---	----	-----

24 Tom Chambers 6'10" 230 lbs. F Utah

Acquired: Signed as first unrestricted free agent 7/8/88; Signed as free agent 8/22/97. Departed: Contract expired on 6/30/93; To Philadelphia 11/21/97 for Marko Milic.

YEAR	G	MIN	FGM	FGA	PCT	FTM	FTA	PCT	OR	DR	TR	AVG	AST	AVG	TO	STL	BLK	PTS	AVG
'88-89	81	37.1	774	1643	.471	509	598	.851	143	541	684	8.4	231	2.9	231	87	55	2085	25.7
'89-90	81	37.6	810	1617	.501	557	647	.861	121	450	571	7.0	190	2.3	218	88	47	2201	27.2
'90-91	76	32.6	556	1271	.437	379	459	.826	104	386	490	6.4	194	2.6	177	65	52	1511	19.9
'91-92	69	28.2	426	989	.431	258	311	.830	86	315	401	5.8	142	2.1	103	57	37	1128	16.3
'92-93	73	23.6	320	716	.447	241	288	.837	96	249	345	4.7	101	1.4	92	43	23	892	12.2
TOTALS	380	32.1	2886	6236	.463	1944	2303	.844	550	1941	2491	6.6	858	2.3	821	340	214	7817	20.6

PLAYOFFS

'88-89	12	41.3	118	257	.459	67	78	.859	22	109	131	10.9	46	3.8	39	13	15	312	26.0
'89-90	16	38.3	117	275	.425	116	132	.879	20	87	107	6.7	31	1.9	49	7	7	355	22.2
'90-91	4	35.5	27	66	.409	14	19	.737	2	21	23	5.8	10	2.5	12	7	5	68	17.0
'91-92	7	27.7	39	85	.459	27	32	.844	8	23	31	4.4	19	2.7	15	2	5	109	15.6
'92-93	24	15.7	64	165	.388	44	54	.815	23	42	65	2.7	12	0.5	26	6	10	174	7.3
TOTALS	63	28.9	365	848	.430	268	315	.851	75	282	357	5.7	118	1.9	141	35	42	1018	16.2

3 Rex Chapman 6'4" 195 lbs. G Kentucky

Acquired: Signed as free agent 10/13/96. Departed: Retired 11/20/00.

YEAR	G	MIN	FGM	FGA	PCT	FTM	FTA	PCT	OR	DR	TR	AVG	AST	AVG	TO	STL	BLK	PTS	AVG
'96-97	65	28.2	332	749	.443	124	149	.832	25	156	181	2.8	182	2.8	96	52	7	898	13.8
'97-98	68	33.3	408	956	.427	146	187	.781	30	143	173	2.5	203	2.0	71	71	14	1082	15.9
'98-99	38	31.1	165	459	.359	76	91	.835	12	92	104	2.7	109	2.9	54	34	9	459	12.1
'99-00	53	18.1	124	320	.388	59	78	.756	10	70	80	1.5	62	1.2	38	22	1	348	6.6
TOTALS	224	27.8	1029	2484	.414	405	505	.802	77	461	538	2.4	556	2.5	259	179	31	2787	12.4

PLAYOFFS

'96-97	5	38.2	41	83	.494	17	25	.680	2	14	16	3.2	13	2.6	15	2	0	121	24.2
'97-98	2	29.0	6	23	.261	6	7	.857	0	0	0	0.0	4	2.0	2	2	0	18	9.0
'98-99	3	19.0	6	21	.286	3	4	.750	2	4	6	2.0	6	2.0	4	1	0	17	5.7
TOTALS	10	30.6	53	127	.417	26	36	.722	4	18	22	2.2	23	2.3	21	5	0	156	15.6

31 Bob Christian 6'10" 255 lbs. F Grambling

Acquired: From Atlanta 10/9/73 for two undisclosed draft picks. Departed: Waived 7/31/74.

YEAR	G	MIN	FGM	FGA	PCT	FTM	FTA	PCT	OR	DR	TR	AVG	AST	AVG	TO	STL	BLK	PTS	AVG
'73-74	81	15.4	140	288	.486	106	151	.702	85	254	339	4.2	98	1.2	—	19	32	386	4.8

40 John Coker 7'0" 253 lbs. C Boise State

Acquired: Signed as free agent 9/25/95. Departed: Waived 10/29/96.

YEAR	G	MIN	FGM	FGA	PCT	FTM	FTA	PCT	OR	DR	TR	AVG	AST	AVG	TO	STL	BLK	PTS	AVG
'95-96	5	2.2	4	5	.800	0	0	—	2	0	2	0.4	1	0.2	0	0	1	8	1.6

20 Jarron Collins 6'11" 248 lbs. C Stanford

Acquired: Claimed off waivers 10/26/09. Departed: Contract expired 6/30/10.

YEAR	G	MIN	FGM	FGA	PCT	FTM	FTA	PCT	OR	DR	TR	AVG	AST	AVG	TO	STL	BLK	PTS	AVG
'09-10	34	7.7	12	31	.387	10	25	.400	22	40	62	1.8	6	0.2	10	2	3	34	1.0

PLAYOFFS

'09-10	11	10.5	5	15	.333	2	2	1.000	9	8	17	1.5	0	0.0	3	1	1	12	1.1
--------	----	------	---	----	------	---	---	-------	---	---	----	-----	---	-----	---	---	---	----	-----

45 Jeff Cook 6'10" 225 lbs. F Idaho State

Acquired: Signed as free agent 5/22/79; Signed as free agent 10/2/87. Departed: To Cleveland 2/8/83 for James Edwards & 3rd rd. pick; Contract expired on 6/30/88.

YEAR	G	MIN	FGM	FGA	PCT	FTM	FTA	PCT	OR	DR	TR	AVG	AST	AVG	TO	STL	BLK	PTS	AVG
'79-80	66	13.7	129	275	.469	104	129	.806	90	151	241	3.7	84	1.3	71	28	18	362	5.5
'80-81	79	27.7	286	616	.464	100	155	.645	170	297	467	5.9	201	2.5	146	82	54	672	8.5
'81-82	76	17.1	151	358	.422	89	134	.664	112	189	301	4.0	100	1.3	80	37	23	391	5.1
'82-83	45	12.2	61	142	.430	41	54	.759	44	85	129	2.9	58	1.3	56	12	13	163	3.6
'83-88	33	10.9	14	59	.237	23	28	.821	37	69	106	3.2	14	0.4	14	9	8	51	1.5
TOTALS	299	17.7	641	1450	.442	357	500	.714	453	791	1244	4.2	457	1.5	367	168	116	1639	5.5

PLAYOFFS

'79-80	7	14.0	16	24	.667	22	26	.846	5	16	21	3.0	7	1.0	5	4	2	54	7.7
'80-81	7	29.4	25	54	.463	14	19	.737	17	30	47	6.7	11	1.6	10	1	0	65	9.3
'81-82	7	6.4	4	8	.500	0	0	.000	6	3	9	1.3	7	1.0	2	2	2	8	1.1
TOTALS	21	16.6	45	86	.523	36	45	.800	28	49	77	3.7	25	1.2	17	7	4	127	6.0

10 Duane Cooper 6'1" 185 lbs. G USC

Acquired: Signed as free agent 11/10/93. Departed: Waived 10/13/94.

YEAR	G	MIN	FGM	FGA	PCT	FTM	FTA	PCT	OR	DR	TR	AVG	AST	AVG	TO	STL	BLK	PTS	AVG
'93-94	23	5.9	18	41	.439	11	15	.733	2	7	9	0.4	28	1.2	20	3	0	48	2.1

WELCOME TO PLANET ORANGE

23	Tyrone Corbin				6'6"		222 lbs.		F	DePaul									
Acquired: From Cleveland 2/25/88 with Kevin Johnson, Mark West, 1st & two 2nd rd. picks for Larry Nance, Mike Sanders and 1st rd. pick. Departed: Selected by Minnesota 6/15/89 in NBA Expansion Draft.																			
YEAR	G	MIN	FGM	FGA	PCT	FTM	FTA	PCT	OR	DR	TR	AVG	AST	AVG	TO	STL	BLK	PTS	AVG
'87-88	30	19.7	99	203	.488	33	40	.825	48	82	130	4.3	59	2.0	38	30	3	232	7.7
'88-89	77	21.5	245	454	.540	141	179	.788	176	222	398	5.2	118	1.5	92	82	13	631	8.2
TOTALS	107	21.0	344	657	.524	174	219	.795	224	304	528	4.9	177	1.7	120	112	16	863	8.1

PLAYOFFS

'88-89	12	25.8	45	86	.523	19	25	.760	43	42	85	7.1	26	2.2	14	24	4	109	9.1
--------	----	------	----	----	------	----	----	------	----	----	----	-----	----	-----	----	----	---	-----	-----

31	Mel Counts				7'0"	235 lbs.	C	Oregon State											
Acquired: From L.A. Lakers 5/20/70 for Gail Goodrich. Departed: To Philadelphia 10/10/72 for 2nd rd. pick.																			
YEAR	G	MIN	FGM	FGA	PCT	FTM	FTA	PCT	OR	DR	TR	AVG	AST	AVG	TO	STL	BLK	PTS	AVG
'70-71	80	20.9	365	799	.457	149	198	.753	—	—	503	6.3	136	1.7	—	—	—	879	11.0
'71-72	76	11.9	147	344	.427	101	140	.721	—	—	257	3.4	96	1.3	—	—	—	395	5.2
TOTALS	156	16.5	512	1143	.447	250	338	.740	—	—	760	4.9	232	1.5	—	—	—	1274	8.2

40	Joe Courtney					6'9"	235 lbs.	F	Southern Miss.										
Acquired: Signed as free agent 9/3/93. Departed: Waived 2/26/94.																			
YEAR	G	MIN	FGM	FGA	PCT	FTM	FTA	PCT	OR	DR	TR	AVG	AST	AVG	TO	STL	BLK	PTS	AVG
'93-94	33	5.1	40	78	.513	23	32	.719	14	13	27	0.8	9	0.3	10	3	6	103	3.1

11	Joe Crispin					6'0"	185 lbs.	G	Penn State										
Acquired: Signed as free agent 1/7/02. Departed: Contract expired on 6/30/02.																			
YEAR	G	MIN	FGM	FGA	PCT	FTM	FTA	PCT	OR	DR	TR	AVG	AST	AVG	TO	STL	BLK	PTS	AVG
'01-02	15	8.6	23	56	.411	8	8	1.000	2	8	10	0.7	24	1.6	9	4	0	69	4.6

12	Winston Crite					6'7"	233 lbs.	F	Texas A&M										
Acquired: 3rd rd., 1987 NBA Draft (53rd Overall).												Departed: Waived 12/27/88.							
YEAR	G	MIN	FGM	FGA	PCT	FTM	FTA	PCT	OR	DR	TR	AVG	AST	AVG	TO	STL	BLK	PTS	AVG
'87-88	29	8.9	34	68	.500	19	25	.760	27	37	64	2.2	15	0.5	—	5	8	87	3.0
'88-89	2	3.0	0	3	.000	0	0	.000	1	0	1	0.5	0	0.0	—	0	0	0	0.0
TOTALS	31	8.5	34	71	.479	19	25	.760	28	37	65	2.1	15	0.5	—	5	8	87	2.8

43	Ben Davis										6'8"	240 lbs.	F	Arizona						
Acquired: 2nd rd., 1996 NBA Draft (43rd Overall); Signed as free agent 12/23/99.																				
Departed: Contract expired on 6/30/97; Waived 1/5/00.																				
YEAR	G	MIN	FGM	FGA	PCT	FTM	FTA	PCT	OR	DR	TR	AVG	AST	AVG	TO	STL	BLK	PTS	AVG	
'96-97	20	4.9	10	26	.385	9	20	.450	12	15	27	1.4	0	0.0	3	4	1	29	1.5	
'99-00	5	4.4	2	6	.333	0	0	.000	3	6	9	1.8	2	0.4	3	1	1	4	0.8	
TOTALS	26	4.6	12	32	.375	9	20	.450	15	21	36	1.4	2	0.1	6	5	2	33	1.3	

15	Josh Davis				6'8"		235 lbs.		F	Wyoming									
Acquired: Signed a 10-day contract 1/9/06. Departed: Contract expired 1/19/06.																			
YEAR	G	MIN	FGM	FGA	PCT	FTM	FTA	PCT	OR	DR	TR	AVG	AST	AVG	TO	STL	BLK	PTS	AVG
'05-06	1	5.0	1	3	.333	2	3	.667	1	0	1	1.0	0	0.0	0	1	0	4	4.0

43	Mark Davis				6'5"		195 lbs.		G	Old Dominion											
Acquired: Signed as free agent 12/30/88.												Departed: Waived 1/14/89.									
YEAR	G	MIN	FGM	FGA	PCT	FTM	FTA	PCT	OR	DR	TR	AVG	AST	AVG	TO	STL	BLK	PTS	AVG		
'88-89	2	3.5	1	5	.200	2	2	1.000	1	0	1	0.5	0	0.0	—	0	0	4	2.0		

6	Walter Davis				6'6"	220 lbs.	G	North Carolina															
Acquired: 1st rd., 1977 NBA Draft (5th Overall).												Departed: Signed by Denver as free agent 7/6/88.											
YEAR	G	MIN	FGM	FGA	PCT	FTM	FTA	PCT	OR	DR	TR	AVG	AST	AVG	TO	STL	BLK	PTS	AVG				
'77-78	81	32.0	786	1494	.526	387	466	.830	158	326	484	6.0	273	3.4	283	113	20	1959	24.2				
'78-79	79	30.8	764	1362	.561	340	409	.831	111	262	373	4.7	339	4.3	293	147	26	1868	23.6				
'79-80	75	30.8	657	1166	.563	299	365	.819	75	197	272	3.6	337	4.5	242	114	19	1613	21.5				
'80-81	78	28.0	593	1101	.539	209	250	.836	63	137	200	2.6	302	3.8	222	97	12	1402	18.0				
'81-82	55	21.5	350	669	.523	91	111	.820	21	82	103	1.9	162	2.9	112	46	3	794	14.4				
'82-83	80	31.1	665	1289	.516	184	225	.818	63	134	197	2.5	397	5.0	188	117	12	1521	19.0				
'83-84	78	32.6	652	1274	.512	233	270	.863	38	164	202	2.6	429	5.5	213	107	12	1557	20.0				
'84-85	23	24.8	139	309	.450	64	73	.877	6	29	35	1.5	98	4.3	50	18	0	345	15.0				
'85-86	70	32.0	624	1287	.485	257	305	.843	54	149	203	2.9	361	5.2	219	99	3	1523	21.0				
'86-87	79	33.5	779	1515	.514	288	334	.862	90	154	244	3.1	364	4.6	226	96	5	1867	23.6				
'87-88	68	28.7	488	1031	.473	205	231	.887	32	127	159	2.3	278	4.1	126	86	3	1217	17.9				
TOTALS	766	30.2	6497	12497	.520	2557	3039	.841	711	1761	2472	3.2	3340	4.4	2174	1040	115	15666	20.5				

PLAYOFFS

'77-78	2	33.0	19	40	.475	12	16	.750	4	13	17	8.5	8	4.0	6	3	0	50	25.0
'78-79	15	32.7	127	244	.520	78	96	.813	24	45	69	4.6	79	5.3	66	26	5	332	22.1
'79-80	8	30.6	69	137	.504	28	38	.737	9	14	23	2.9	35	4.4	20	4	1	166	20.8
'80-81	7	28.4	51	106	.481	10	17	.588	7	12	19	2.7	22	3.1	7	7	1	112	16.0
'81-82	7	24.7	52	116	.448	22	24	.917	5	17	22	3.1	30	4.3	12	5	1	127	18.1
'82-83	3	37.7	30	69	.435	17	21	.810	5	10	15	5.0	13	4.3	5	6	5	78	26.0
'83-84	17	36.6	175	327	.535	70	78	.897	15	31	46	2.7	109	6.4	43	29	3	423	24.9
TOTALS	59	32.3	523	1039	.503	237	290	.817	69	142	211	3.6	296	5.0	169	80	16	1288	21.8

11	Todd Day				6'6"				195 lbs.				G				Arkansas			
----	----------	--	--	--	------	--	--	--	----------	--	--	--	---	--	--	--	----------	--	--	--

Acquired: Signed as free agent 10/4/99. **Departed:** Contract expired on 6/30/00.

YEAR	G	MIN	FGM	FGA	PCT	FTM	FTA	PCT	OR	DR	TR	AVG	AST	AVG	TO	STL	BLK	PTS	AVG
'99-00	58	16.2	130	330	.394	72	108	.667	31	98	129	2.2	65	1.1	50	44	22	396	6.8
PLAYOFFS																			
'99-00	9	11.1	16	35	.457	5	10	.500	6	4	10	1.1	4	0.4	4	4	1	42	4.7

15/8	Vinny Del Negro				6'4"				200 lbs.				G				North Carolina State			
------	-----------------	--	--	--	------	--	--	--	----------	--	--	--	---	--	--	--	----------------------	--	--	--

Acquired: From Golden State 1/26/01 for Corie Blount, Ruben Garces and Paul McPherson. **Departed:** To L.A. Clippers on 11/16/01 in three-team trade with Orlando that also sent Jud Buechler to Orlando and brought Bo Outlaw, 1st rd. pick from Orlando.

YEAR	G	MIN	FGM	FGA	PCT	FTM	FTA	PCT	OR	DR	TR	AVG	AST	AVG	TO	STL	BLK	PTS	AVG
'00-01	36	14.6	76	144	.528	25	28	.893	8	43	51	1.4	64	1.8	19	20	3	177	4.9
'01-02	2	3.0	1	4	.250	0	0	—	0	0	0	0.0	2	1.0	0	0	0	2	1.0
TOTALS	38	14.0	77	148	.520	25	28	.893	8	43	51	1.3	66	1.7	19	20	3	179	4.7

PLAYOFFS																			
'00-01	3	8.7	4	7	.571	0	0	—	0	2	2	0.7	5	1.7	0	0	0	8	2.7

00	Tony Delk				6'2"				189 lbs.				G				Kentucky			
----	-----------	--	--	--	------	--	--	--	----------	--	--	--	---	--	--	--	----------	--	--	--

Acquired: Signed as free agent 8/2/00. **Departed:** To Boston 2/20/02 with Rodney Rogers for Joe Johnson, Randy Brown, Milt Palacio and 2002 1st rd. pick (Casey Jacobsen).

YEAR	G	MIN	FGM	FGA	PCT	FTM	FTA	PCT	OR	DR	TR	AVG	AST	AVG	TO	STL	BLK	PTS	AVG
'00-01	82	27.9	383	923	.415	158	235	.787	76	185	261	3.2	160	2.0	101	75	17	1005	12.3
'01-02	41	21.4	166	416	.399	56	67	.836	38	86	124	3.0	81	2.0	40	31	4	435	10.6
TOTALS	123	25.7	549	1339	.410	214	302	.709	114	271	385	3.1	241	2.0	141	106	21	1440	11.7

PLAYOFFS																			
'00-01	4	25.6	18	43	.419	7	11	.636	5	11	16	4.0	4	1.0	5	3	0	47	11.8

3	Boris Diaw				6'8"				235 lbs.				F/C				Pau Orthez (France)			
---	------------	--	--	--	------	--	--	--	----------	--	--	--	-----	--	--	--	---------------------	--	--	--

Acquired: From Atlanta 8/19/05 with two future first-round picks in sign-and-trade deal for Joe Johnson.

Departed: Traded along with Raja Bell and Sean Singletary to Charlotte on 12/10/08 in exchange for Jason Richardson, Jared Dudley and a 2010 second-round pick.

YEAR	G	MIN	FGM	FGA	PCT	FTM	FTA	PCT	OR	DR	TR	AVG	AST	AVG	TO	STL	BLK	PTS	AVG
'05-06	81	35.5	449	853	.526	174	238	.731	159	399	558	6.9	503	6.2	189	58	85	1080	13.3
'06-07	73	31.1	306	569	.538	82	120	.683	91	226	317	4.3	352	4.8	154	28	38	709	9.7
'07-08	82	28.1	308	646	.477	96	129	.744	97	281	378	4.6	317	3.9	155	61	39	725	8.8
'08-09	22	24.5	80	141	.567	18	26	.692	24	60	84	3.8	46	2.1	37	11	9	183	8.3
TOTALS	258	31.0	1143	2209	.517	370	513	.721	371	966	1337	5.2	1218	4.7	535	158	171	2697	10.5

PLAYOFFS																			
'05-06	20	39.8	152	289	.526	67	88	.761	39	94	133	6.7	104	5.2	55	18	22	374	18.7
'06-07	10	23.5	28	59	.475	10	15	.667	13	19	32	3.2	30	3.0	17	7	2	66	6.6
'07-08	5	35.6	35	64	.547	3	6	.500	7	21	28	5.6	23	4.6	11	3	4	73	14.6
TOTALS	35	34.5	215	412	.522	80	109	.734	59	134	193	5.5	157	4.5	83	28	28	513	14.7

14	Chris Dudley				6'11"				260 lbs.				C				Yale			
----	--------------	--	--	--	-------	--	--	--	----------	--	--	--	---	--	--	--	------	--	--	--

Acquired: From New York 9/20/00 with 1st rd. pick and cash for Luc Longley in four-team deal with Seattle, Lakers that included Patrick Ewing, Glen Rice, Horace Grant. **Departed:** To New Jersey 7/18/01 with Jason Kidd for Stephon Marbury, Soumaila Samake, Johnny Newman.

YEAR	G	MIN	FGM	FGA	PCT	FTM	FTA	PCT	OR	DR	TR	AVG	AST	AVG	TO	STL	BLK	PTS	AVG
'00-01	53	11.6	29	73	.397	14	36	.389	64	119	183	3.5	18	0.3	26	14	29	72	1.4
PLAYOFFS																			
'00-01	3	8.7	1	2	.500	0	0	.000	3	4	7	2.3	0	0.0	4	1	1	2	0.7

21	Richard Dumas				6'7"				210 lbs.				F				Oklahoma State			
----	---------------	--	--	--	------	--	--	--	----------	--	--	--	---	--	--	--	----------------	--	--	--

Acquired: 2nd rd., 1991 NBA Draft (46th Overall). **Departed:** Waived 5/17/95.

YEAR	G	MIN	FGM	FGA	PCT	FTM	FTA	PCT	OR	DR	TR	AVG	AST	AVG	TO	STL	BLK	PTS	AVG
'92-93	48	27.5	320	576	.556	152	215	.707	100	123	223	4.6	60	1.3	92	85	39	757	15.8
'93-94	DNP — SUSPENDED																		
'94-95	15	11.1	37	73	.507	8	16	.500	18	11	29	1.9	7	0.5	9	10	2	82	5.5
TOTALS	63		357	649	.550	160	231	.693	118	134	252	4.0	67	1.1	101	95	41	839	13.3

PLAYOFFS																			
'92-93	23	21.7	107	204	.525	37	49	.755	36	29	65	2.8	24	1.0	27	21	13	251	10.9

27	Tony Dumas				6'6"				190 lbs.				F				Missouri-KC			
----	------------	--	--	--	------	--	--	--	----------	--	--	--	---	--	--	--	-------------	--	--	--

Acquired: From Dallas 12/26/96 with Jason Kidd and Loren Meyer for Sam Cassell, Michael Finley, A.C. Green and a 2nd rd. pick (1997 or '98). **Departed:** To Cleveland 10/1/97 with Wesley Person in three-team deal with Denver. Suns received Antonio McDyess from Denver for two 1st rd. picks (1998; Milwaukee's in '98 or '99); two 2nd rd. picks (2000-02) and cash. Cleveland also sent a future 1st rd. pick to Denver.

YEAR	G	MIN	FGM	FGA	PCT	FTM	FTA	PCT	OR	DR	TR	AVG	AST	AVG	TO	STL	BLK	PTS	AVG
'96-97	6	8.5	6	19	.316	1	2	.500	0	2	2	0.3	3	0.5	1	0	1	14	2.3

25	T.R. Dunn				6'4"				195 lbs.				G				Alabama			
----	-----------	--	--	--	------	--	--	--	----------	--	--	--	---	--	--	--	---------	--	--	--

Acquired: Signed as free agent 1/16/89. **Departed:** Contract expired on 6/30/89.

YEAR	G	MIN	FGM	FGA	PCT	FTM	FTA	PCT	OR	DR	TR	AVG	AST	AVG	TO	STL	BLK	PTS	AVG
'88-89	34	9.4	12	35	.343	9	12	.750	30	30	60	1.8	25	0.7	6	12	1	33	1.0
PLAYOFFS																			
'88-89	8	9.9	3	7	.429	1	2	.500	7	8	15	1.9	1	0.1	2	5	0	7	0.9

WELCOME TO PLANET ORANGE

17 Devin Durrant 6'7" 200 lbs. F Brigham Young

Acquired: Signed as free agent 10/8/85. Departed: Waived 11/4/85.

YEAR	G	MIN	FGM	FGA	PCT	FTM	FTA	PCT	OR	DR	TR	AVG	AST	AVG	TO	STL	BLK	PTS	AVG
'85-86	4	12.8	8	21	.381	1	4	.250	2	6	8	2.0	5	1.3	4	3	0	17	4.3

35 Craig Dykema 6'8" 198 lbs. F Long Beach State

Acquired: 3rd rd., 1981 NBA Draft (66th Overall). Departed: Waived 12/21/82.

YEAR	G	MIN	FGM	FGA	PCT	FTM	FTA	PCT	OR	DR	TR	AVG	AST	AVG	TO	STL	BLK	PTS	AVG
'81-82	32	3.2	17	37	.459	7	9	.778	3	9	12	0.4	15	0.5	7	2	0	43	1.3

53 James Edwards 7'1" 252 lbs. C Washington

Acquired: From Cleveland 2/8/83 with 3rd rd. pick & cash for Jeff Cook. Departed: To Detroit 2/24/88 for Ron Moore and 2nd rd. pick.

YEAR	G	MIN	FGM	FGA	PCT	FTM	FTA	PCT	OR	DR	TR	AVG	AST	AVG	TO	STL	BLK	PTS	AVG
'82-83	31	21.5	128	263	.487	69	108	.639	56	99	155	5.0	40	1.3	49	12	19	325	10.5
'83-84	72	26.3	438	817	.536	183	254	.720	108	240	348	4.8	184	2.6	146	23	30	1059	14.7
'84-85	70	25.5	384	766	.501	276	370	.746	95	292	387	5.5	153	2.2	162	26	52	1044	14.9
'85-86	52	25.3	318	587	.542	212	302	.702	79	222	301	5.8	74	1.4	128	23	29	848	16.3
'86-87	14	21.7	57	110	.518	54	70	.771	20	40	60	4.3	19	1.4	15	6	7	168	12.0
'87-88	43	32.0	254	542	.469	165	260	.635	97	238	335	7.6	73	1.7	108	14	42	673	15.7
TOTALS	282	26.0	1579	3085	.512	959	1364	.703	455	1131	1586	5.6	543	1.9	608	104	179	4117	14.6

PLAYOFFS

'82-83	3	18.0	11	26	.423	6	6	1.000	6	12	18	6.0	4	1.3	5	1	1	28	9.3
'83-84	17	27.2	93	189	.492	48	68	.706	22	69	91	5.4	27	1.6	31	4	11	234	13.8
TOTALS	20	25.8	104	215	.484	54	74	.730	28	81	109	5.5	31	1.6	36	5	12	262	13.1

12 Howard Eisley 6'2" 185 lbs. G Boston College

Acquired: From New York 1/5/04 with Antonio McDyess, Maciej Lampe, Charlie Ward, the draft rights to Milos Vujanic, two first-round draft picks and cash for Stephon Marbury, Anfernee Hardaway and Cezary Trybanski. Departed: Agreed to a contract buyout and waived 10/29/04.

YEAR	G	MIN	FGM	FGA	PCT	FTM	FTA	PCT	OR	DR	TR	AVG	AST	AVG	TO	STL	BLK	PTS	AVG
'03-04	34	21.4	86	249	.345	44	53	.830	13	50	63	1.9	117	3.4	48	26	2	240	7.1

17 Mario Elie 6'5" 225 lbs. G American Int'l

Acquired: Signed as free agent 9/16/00. Departed: Contract expired on 6/30/01.

YEAR	G	MIN	FGM	FGA	PCT	FTM	FTA	PCT	OR	DR	TR	AVG	AST	AVG	TO	STL	BLK	PTS	AVG
'00-01	68	22.1	104	246	.423	55	69	.797	38	117	155	2.3	131	1.9	60	58	12	299	4.4

PLAYOFFS

'00-01	4	25.8	14	31	.452	6	8	.750	2	11	13	3.3	7	1.8	2	3	1	36	9.0
--------	---	------	----	----	------	---	---	------	---	----	----	-----	---	-----	---	---	---	----	-----

14 Scott English 6'6" 220 lbs. F Texas-El Paso

Acquired: 3rd rd., 1972 NBA Draft (33rd Overall). Departed: Waived 9/18/73.

YEAR	G	MIN	FGM	FGA	PCT	FTM	FTA	PCT	OR	DR	TR	AVG	AST	AVG	TO	STL	BLK	PTS	AVG
'72-73	29	6.8	36	93	.387	21	29	.724	—	—	44	1.5	15	0.5	—	—	—	93	3.2

14 Keith Erickson 6'5" 195 lbs. F UCLA

Acquired: From L.A. Lakers 10/30/73 with 2nd rd. pick for Connie Hawkins. Departed: Retired 6/6/77.

YEAR	G	MIN	FGM	FGA	PCT	FTM	FTA	PCT	OR	DR	TR	AVG	AST	AVG	TO	STL	BLK	PTS	AVG
'73-74	66	30.8	393	824	.477	177	221	.801	94	320	414	6.3	205	3.1	—	63	20	963	14.6
'74-75	49	30.0	237	557	.425	130	156	.833	70	173	243	5.0	170	3.5	—	50	12	604	12.3
'75-76	74	25.0	305	649	.470	134	157	.854	106	226	332	4.5	185	2.5	—	79	6	744	10.1
'76-77	50	19.0	142	294	.483	37	50	.740	36	108	144	2.9	104	2.1	—	30	7	321	6.4
TOTALS	239	26.4	1077	2324	.463	478	584	.818	306	827	1133	4.7	664	2.8	—	222	45	2632	11.0

PLAYOFFS

'75-76	19	22.4	80	173	.462	55	68	.809	15	52	67	3.5	35	1.8	—	11	4	215	11.3
--------	----	------	----	-----	------	----	----	------	----	----	----	-----	----	-----	---	----	---	-----	------

7 Butch Fehr 6'4" 195 lbs. G Vanderbilt

Acquired: From Seattle 3/18/77 for 2nd rd. pick & cash. Departed: Waived 10/17/77.

YEAR	G	MIN	FGM	FGA	PCT	FTM	FTA	PCT	OR	DR	TR	AVG	AST	AVG	TO	STL	BLK	PTS	AVG
'76-77	48	10.1	86	162	.531	76	99	.768	18	56	74	1.5	36	0.8	—	11	7	248	5.2

4 Michael Finley 6'7" 215 lbs. G/F Wisconsin

Acquired: 1st rd., 1995 NBA Draft (21st Overall). Departed: To Dallas 12/26/96 with Sam Cassell, A.C. Green and 2nd rd. pick for Jason Kidd, Loren Meyer and Tony Dumas.

YEAR	G	MIN	FGM	FGA	PCT	FTM	FTA	PCT	OR	DR	TR	AVG	AST	AVG	TO	STL	BLK	PTS	AVG
'95-96	82	39.2	465	976	.476	242	323	.749	139	235	374	4.6	289	3.5	133	85	31	1233	15.0
'96-97	27	29.5	141	297	.475	56	69	.812	34	86	120	4.4	68	2.5	44	18	4	352	13.0
TOTALS	109	36.8	606	1273	.476	298	392	.760	173	321	494	4.5	357	3.3	177	103	35	1585	14.5

4 Alton Ford 6'9" 280 lbs. F Houston

Acquired: 2nd rd., 2001 NBA Draft (51st Overall). Departed: Contract expired on 6/30/03.

YEAR	G	MIN	FGM	FGA	PCT	FTM	FTA	PCT	OR	DR	TR	AVG	AST	AVG	TO	STL	BLK	PTS	AVG
'01-02	53	8.5	61	118	.517	42	57	.737	32	75	107	2.0	7	0.1	32	6	7	164	3.1
'02-03	11	2.8	3	9	.333	1	3	.333	0	6	6	0.5	1	0.1	2	0	0	7	0.6
TOTALS	64	7.5	64	127	.504	43	60	.717	32	81	113	1.8	8	0.1	34	6	7	171	2.7

23 Sharrod Ford 6'9" 225 lbs. F Clemson

Acquired: Signed as free agent 11/2/05. Departed: Waived 12/24/05.

YEAR	G	MIN	FGM	FGA	PCT	FTM	FTA	PCT	OR	DR	TR	AVG	AST	AVG	TO	STL	BLK	PTS	AVG
'05-06	3	4.3	2	3	.667	0	0	-	1	2	3	1.0	0	0.0	2	0	1	4	1.3

35 Bayard Forrest 6'10" 237 lbs. F Grand Canyon

Acquired: 2nd rd., 1976 NBA Draft (33rd Overall). Departed: Retired 9/7/80.

YEAR	G	MIN	FGM	FGA	PCT	FTM	FTA	PCT	OR	DR	TR	AVG	AST	AVG	TO	STL	BLK	PTS	AVG
'77-78	64	13.9	111	238	.466	49	103	.476	84	166	250	3.9	129	2.0	84	23	34	271	4.2
'78-79	75	16.6	118	272	.434	62	115	.539	110	205	315	4.2	167	2.2	107	29	37	298	4.0
TOTALS	139	15.4	229	510	.449	111	218	.509	194	371	565	4.1	296	2.1	191	52	71	569	4.1

PLAYOFFS

'77-78	1	3.0	1	1	1.000	0	0	.000	0	0	0	0.0	0	0.0	0	0	0	2	2.0
'78-79	14	7.9	10	18	.556	2	10	.200	9	20	29	2.1	11	0.8	10	4	2	22	1.6
TOTALS	15	7.6	11	19	.579	2	10	.200	9	20	29	1.9	11	0.7	10	4	2	24	1.6

10 Rod Foster 6'1" 162 lbs. G UCLA

Acquired: 2nd rd., 1983 NBA Draft (28th Overall). Departed: Waived 6/8/86.

YEAR	G	MIN	FGM	FGA	PCT	FTM	FTA	PCT	OR	DR	TR	AVG	AST	AVG	TO	STL	BLK	PTS	AVG
'83-84	80	17.8	260	580	.448	122	155	.787	39	81	120	1.5	172	2.2	108	54	9	664	8.3
'84-85	79	16.7	286	636	.450	83	110	.755	27	53	80	1.0	186	2.4	117	61	0	696	8.0
'85-86	48	14.7	85	218	.390	23	32	.719	9	49	58	1.2	121	2.5	61	22	1	202	4.1
TOTALS	207	16.7	631	1434	.440	228	297	.768	75	183	258	1.2	479	2.3	286	137	10	1562	7.5

PLAYOFFS

'83-84	16	8.0	10	39	.256	9	9	1.000	6	7	13	0.8	18	1.1	13	5	1	29	1.8
'84-85	3	18.7	7	25	.280	6	8	.750	0	3	3	1.0	7	2.3	5	5	0	20	6.7
TOTALS	19	9.7	17	64	.266	15	17	.882	6	10	16	0.8	25	1.3	18	10	1	49	2.6

31 Jim Fox 6'10" 230 lbs. F South Carolina

Acquired: From Detroit 12/17/68 with 3rd rd. pick for McCoy McLemore. Departed: To Chicago 4/23/70 with future draft pick for Clem Haskins.

YEAR	G	MIN	FGM	FGA	PCT	FTM	FTA	PCT	OR	DR	TR	AVG	AST	AVG	TO	STL	BLK	PTS	AVG
'68-69	51	38.8	273	581	.470	157	214	.734	—	—	679	13.3	143	2.8	—	—	—	703	13.8
'69-70	81	25.2	413	788	.524	118	283	.770	—	—	570	7.0	93	1.1	—	—	—	1044	12.9
TOTALS	132	32.0	686	1369	.501	375	497	.754	—	—	1249	9.5	236	1.8	—	—	—	1747	13.2

PLAYOFFS

'69-70	6	29.0	25	69	.362	17	24	.708	—	—	64	10.7	8	1.3	—	—	—	67	11.2
--------	---	------	----	----	------	----	----	------	---	---	----	------	---	-----	---	---	---	----	------

21 Ruben Garces 6'9" 245 lbs. F Providence

Acquired: Signed as free agent 8/3/00. Departed: To Golden State 1/26/01 with Corie Blount, Paul McPherson for Vinny Del Negro.

YEAR	G	MIN	FGM	FGA	PCT	FTM	FTA	PCT	OR	DR	TR	AVG	AST	AVG	TO	STL	BLK	PTS	AVG
'00-01	10	6.2	7	15	.467	2	8	.250	12	10	22	2.2	4	0.4	5	2	1	16	1.6

8 Pat Garrity 6'9" 231 lbs. F Notre Dame

Acquired: From Dallas 6/24/98 with Martin Muursepp, Bubba Wells and 1st rd. pick (Shawn Marion) for Steve Nash.

Departed: To Orlando 8/5/99 with Danny Manning, two 1st rd. picks for Anfernee "Penny" Hardaway.

YEAR	G	MIN	FGM	FGA	PCT	FTM	FTA	PCT	OR	DR	TR	AVG	AST	AVG	TO	STL	BLK	PTS	AVG
'98-99	39	13.8	85	170	.500	40	56	.714	26	49	75	1.9	18	0.5	20	8	3	217	5.6

PLAYOFFS

'98-99	3	17.3	9	17	.529	6	6	1.000	6	3	9	3.0	1	0.3	3	1	1	27	9.0
--------	---	------	---	----	------	---	---	-------	---	---	---	-----	---	-----	---	---	---	----	-----

44 Kenny Gattison 6'8" 252 lbs. F Old Dominion

Acquired: 3rd rd., 1986 NBA Draft (55th Overall). Departed: Waived 9/21/89.

YEAR	G	MIN	FGM	FGA	PCT	FTM	FTA	PCT	OR	DR	TR	AVG	AST	AVG	TO	STL	BLK	PTS	AVG
'86-87	77	14.3	148	311	.476	108	171	.632	87	183	270	3.5	36	0.5	88	24	33	404	5.2
'87-88	DID NOT PLAY — INJURED LIST																		
'88-89	2	4.5	0	1	.000	1	2	.500	0	1	1	0.5	0	0.0	0	0	0	1	0.5
TOTALS	79	9.4	148	312	.474	109	173	.630	87	184	271	3.4	36	0.5	88	24	33	405	5.1

35 Armon Gilliam 6'9" 245 lbs. F UNLV

Acquired: 1st rd., 1987 NBA Draft (2nd Overall). Departed: To Charlotte Hornets 12/13/89 for Kurt Rambis and two 2nd rd. picks.

YEAR	G	MIN	FGM	FGA	PCT	FTM	FTA	PCT	OR	DR	TR	AVG	AST	AVG	TO	STL	BLK	PTS	AVG
'87-88	55	32.9	342	720	.475	131	193	.679	134	300	434	7.9	72	1.3	123	58	29	815	14.8
'88-89	74	28.6	468	930	.503	240	323	.743	165	376	541	7.3	52	0.7	140	54	27	1176	15.9
'89-90	16	16.7	52	121	.430	39	56	.696	26	44	70	4.4	8	0.5	17	6	5	143	8.9
TOTALS	145	28.9	862	1771	.487	410	572	.717	325	720	1045	7.2	132	0.9	280	118	61	2134	14.7

PLAYOFFS

'88-89	9	14.0	27	51	.529	19	22	.864	18	27	45	5.0	2	0.2	10	1	2	73	8.1
--------	---	------	----	----	------	----	----	------	----	----	----	-----	---	-----	----	---	---	----	-----

2 Gordon Giricek 6'6" 220 lbs. G Zagreb, Croatia

Acquired: Signed as free agent 3/4/08. Departed: Contract expired on 6/30/08.

YEAR	G	MIN	FGM	FGA	PCT	FTM	FTA	PCT	OR	DR	TR	AVG	AST	AVG	TO	STL	BLK	PTS	AVG
'07-08	22	20.5	80	162	.497	16	17	.941	9	43	52	2.3	37	1.6	23	8	2	195	8.8

PLAYOFFS

'07-08	5	16.0	6	18	.333	4	4	1.000	0	7	7	1.4	2	0.4	3	2	0	17	3.4
--------	---	------	---	----	------	---	---	-------	---	---	---	-----	---	-----	---	---	---	----	-----

WELCOME TO PLANET ORANGE

16 Georgi Glouchkov 6'8" 235 lbs. F Ad. Varna, Bulgaria

Acquired: 7th rd., 1985 NBA Draft (148th Overall). Departed: Signed as free agent 9/2/86 by Caserta (Italy).

YEAR	G	MIN	FGM	FGA	PCT	FTM	FTA	PCT	OR	DR	TR	AVG	AST	AVG	TO	STL	BLK	PTS	AVG
'85-86	49	15.8	84	209	.402	70	122	.574	31	132	163	3.3	32	0.7	76	26	25	239	4.9

3 Grant Gondrezick 6'5" 205 lbs. G Pepperdine

Acquired: 4th rd., 1985 NBA Draft (77th Overall). Departed: Waived 10/13/87.

YEAR	G	MIN	FGM	FGA	PCT	FTM	FTA	PCT	OR	DR	TR	AVG	AST	AVG	TO	STL	BLK	PTS	AVG
'86-87	64	13.1	135	300	.450	75	107	.701	47	63	110	1.7	81	1.3	56	25	4	349	5.5

25 Gail Goodrich 6'1" 175 lbs. G UCLA

Acquired: 1968 NBA Expansion Draft from L.A. Lakers. Departed: To L.A. Lakers 5/20/70 for Mel Counts.

YEAR	G	MIN	FGM	FGA	PCT	FTM	FTA	PCT	OR	DR	TR	AVG	AST	AVG	TO	STL	BLK	PTS	AVG
'68-69	81	40.0	718	1746	.411	495	663	.747	—	—	437	5.4	518	6.4	—	—	—	1931	23.8
'69-70	81	39.9	568	1251	.454	488	604	.808	—	—	340	4.2	605	7.5	—	—	—	1624	20.0
TOTALS	162	40.0	1286	2997	.429	983	1267	.776	—	—	777	4.8	1123	6.9	—	—	—	3555	21.9

PLAYOFFS

'69-70	7	37.9	56	118	.475	30	35	.857	—	—	32	4.6	38	5.4	—	—	—	142	20.3
--------	---	------	----	-----	------	----	----	------	---	---	----	-----	----	-----	---	---	---	-----	------

55 Brian Grant 6'9" 254 lbs. F/C Xavier (Ohio)

Acquired: Signed as free agent 8/18/05. Departed: To Boston 6/28/06 along with the draft rights to Rajon Rondo (21st Overall) for a future 1st rd. pick (via Cleveland).

YEAR	G	MIN	FGM	FGA	PCT	FTM	FTA	PCT	OR	DR	TR	AVG	AST	AVG	TO	STL	BLK	PTS	AVG
'05-06	21	11.8	27	65	.415	7	8	.875	11	46	57	2.7	7	0.3	7	5	3	61	2.9

PLAYOFFS

'05-06	5	12	1	3	.333	0	2	.000	2	0	2	0.4	0	0.0	0	0	0	2	0.4
--------	---	----	---	---	------	---	---	------	---	---	---	-----	---	-----	---	---	---	---	-----

10 Greg Grant 5'7" 145 lbs. G Trenton State

Acquired: 2nd rd., 1989 NBA Draft (52nd Overall). Departed: Contract expired on 6/30/90.

YEAR	G	MIN	FGM	FGA	PCT	FTM	FTA	PCT	OR	DR	TR	AVG	AST	AVG	TO	STL	BLK	PTS	AVG
'89-90	67	10.1	83	216	.384	39	59	.661	16	43	59	0.9	168	2.5	77	36	1	208	3.1

PLAYOFFS

'89-90	7	6.7	9	20	.450	0	0	.000	2	4	6	0.9	10	1.4	5	2	0	19	2.7
--------	---	-----	---	----	------	---	---	------	---	---	---	-----	----	-----	---	---	---	----	-----

45 A.C. Green 6'9" 245 lbs. F Oregon State

Acquired: Signed as free agent 9/28/93. Departed: To Dallas 12/26/96 with Sam Cassell, Michael Finley and 2nd rd. pick for Jason Kidd, Loren Meyer and Tony Dumas.

YEAR	G	MIN	FGM	FGA	PCT	FTM	FTA	PCT	OR	DR	TR	AVG	AST	AVG	TO	STL	BLK	PTS	AVG
'93-94	82	34.5	465	926	.502	266	362	.735	275	478	753	9.2	137	1.7	100	70	38	1204	14.7
'94-95	82	32.8	311	617	.504	251	343	.732	194	475	669	8.2	127	1.5	114	55	31	916	11.2
'95-96	82	25.8	215	444	.484	168	237	.709	166	388	554	6.8	72	0.9	79	45	23	612	7.5
'96-97	27	20.3	61	128	.477	31	48	.646	33	105	138	5.1	17	0.6	20	18	1	153	5.7
TOTALS	273	29.9	1052	2115	.497	716	990	.723	668	1446	2114	7.7	353	1.3	313	188	93	2885	10.6

PLAYOFFS

'93-94	10	35.0	40	83	.482	38	62	.613	29	55	84	8.4	13	1.3	7	10	2	125	12.5
'94-95	10	36.8	36	78	.462	55	63	.873	38	82	120	12.0	13	1.3	10	6	2	128	12.8
'95-96	4	21.8	6	17	.353	7	8	.875	6	12	18	4.5	2	0.5	2	1	0	19	4.8
TOTALS	24	33.5	82	178	.460	100	133	.751	74	149	223	9.3	28	1.2	19	17	4	272	11.3

16 Lamar Green 6'8" 220 lbs. F Morehead State

Acquired: 3rd rd., 1969 NBA Draft (33rd Overall). Departed: 1974 NBA Expansion Draft by New Orleans Jazz.

YEAR	G	MIN	FGM	FGA	PCT	FTM	FTA	PCT	OR	DR	TR	AVG	AST	AVG	TO	STL	BLK	PTS	AVG
'69-70	58	12.1	101	234	.432	41	70	.586	—	—	276	4.8	17	0.3	—	—	—	243	4.2
'70-71	68	19.5	167	369	.453	64	106	.604	—	—	466	6.9	53	0.8	—	—	—	398	5.9
'71-72	67	14.8	133	298	.446	66	90	.733	—	—	348	5.2	45	0.7	—	—	—	332	5.0
'72-73	80	25.6	224	520	.431	89	118	.754	—	—	746	9.3	89	1.1	—	—	—	537	6.7
'73-74	72	15.3	129	317	.407	38	68	.559	85	265	350	4.9	43	0.6	—	32	38	296	4.1
TOTALS	345	17.9	754	1738	.434	298	452	.659	85	265	1816	6.3	247	0.7	—	32	38	1806	5.2

PLAYOFFS

'69-70	6	11.5	8	28	.286	2	5	.400	—	—	23	3.8	5	0.8	—	—	—	18	3.0
--------	---	------	---	----	------	---	---	------	---	---	----	-----	---	-----	---	---	---	----	-----

44 Gary Gregor 6'7" 235 lbs. F South Carolina

Acquired: 1st rd., 1968 NBA Draft (8th Overall). Departed: To Atlanta 5/8/69 for Paul Silas.

YEAR	G	MIN	FGM	FGA	PCT	FTM	FTA	PCT	OR	DR	TR	AVG	AST	AVG	TO	STL	BLK	PTS	AVG
'68-69	80	27.3	400	963	.415	85	131	.649	—	—	711	8.9	96	1.2	—	—	—	885	11.1

12 Greg Griffin 6'7" 190 lbs. F Idaho State

Acquired: 4th rd., 1977 NBA Draft (71st Overall). Departed: Waived 10/1/79.

YEAR	G	MIN	FGM	FGA	PCT	FTM	FTA	PCT	OR	DR	TR	AVG	AST	AVG	TO	STL	BLK	PTS	AVG
'77-78	36	11.7	61	169	.361	23	36	.639	44	59	103	2.9	24	0.7	39	16	0	145	4.0

32 Taylor Griffin 6'7" 238 lbs. F Oklahoma

Acquired: 2nd rd., 2009 NBA Draft (48th overall). Departed: Waived 7/26/10.

YEAR	G	MIN	FGM	FGA	PCT	FTM	FTA	PCT	OR	DR	TR	AVG	AST	AVG	TO	STL	BLK	PTS	AVG
'09-10	8	4.0	4	10	.400	2	4	.500	0	2	2	0.3	1	0.1	1	0	2	10	1.3

24 Tom Gugliotta 6'10" 250 lbs. F North Carolina State

Acquired: Signed as free agent 1/24/99. **Departed:** To Utah 2/19/04 with two conditional 1st rd. picks, 2005 2nd rd. pick for Keon Clark, Ben Handlogten.

YEAR	G	MIN	FGM	FGA	PCT	FTM	FTA	PCT	OR	DR	TR	AVG	AST	AVG	TO	STL	BLK	PTS	AVG
98-99	43	36.1	277	573	.483	173	218	.794	131	250	381	8.9	121	2.8	88	59	31	729	17.0
99-00	54	32.7	310	645	.481	117	151	.775	141	284	425	7.9	124	2.3	106	47	21	738	13.7
00-01	57	20.3	149	380	.392	61	77	.792	76	179	255	4.5	55	1.0	51	47	21	362	6.4
01-02	44	25.7	127	301	.422	28	37	.757	59	162	221	5.0	77	1.8	61	39	30	285	6.5
02-03	27	16.6	60	132	.455	9	9	1.000	25	75	100	3.7	31	1.1	31	14	5	129	4.8
03-04	30	10.1	31	99	.313	6	8	.750	15	41	56	1.9	21	0.7	20	14	4	68	2.3
TOTALS	255	25.0	954	2130	.448	394	500	.788	447	991	1438	5.6	429	1.7	357	253	112	2311	9.1

PLAYOFFS

YEAR	G	MIN	FGM	FGA	PCT	FTM	FTA	PCT	OR	DR	TR	AVG	AST	AVG	TO	STL	BLK	PTS	AVG
98-99	3	39.3	13	35	.371	6	8	.750	6	19	25	8.3	10	3.3	8	4	3	32	10.7
00-01	4	21.5	8	26	.308	7	9	.778	4	11	15	3.8	3	0.8	5	8	1	23	5.8
02-03	2	5.0	2	4	.500	1	2	.500	0	2	2	1.0	0	0.0	0	0	0	5	2.5
TOTALS	9	23.8	23	65	.354	14	19	.713	10	32	42	4.7	13	1.4	13	12	4	60	6.7

1 Anfernee Hardaway 6'7" 215 lbs. G Memphis

Acquired: From Orlando 8/5/99 for Danny Manning, Pat Garrity and two future 1st rd. picks. **Departed:** To New York 1/5/04 with Stephon Marbury, Cezary Trybanski for Antonio McDyess, Howard Eisley, Charlie Ward, Maciej Lampe, the draft rights to Milos Vujanovic, two future 1st rd. picks and cash.

YEAR	G	MIN	FGM	FGA	PCT	FTM	FTA	PCT	OR	DR	TR	AVG	AST	AVG	TO	STL	BLK	PTS	AVG
99-00	60	37.6	378	798	.474	226	286	.790	91	256	347	5.8	315	5.3	226	94	38	1015	16.9
00-01	4	28.0	15	36	.459	7	11	.636	5	13	18	4.5	15	3.8	3	6	1	39	9.8
01-02	80	30.8	389	931	.418	158	195	.810	98	252	324	4.4	324	4.1	189	122	32	959	12.0
02-03	58	30.6	256	573	.447	77	97	.794	66	192	258	4.4	235	4.1	145	66	26	615	10.6
03-04	34	25.6	120	271	.443	42	49	.857	27	71	98	2.9	97	2.9	42	28	8	296	8.7
TOTALS	236	31.2	1158	2609	.444	510	638	.799	287	784	1071	4.5	986	4.2	605	316	105	2924	12.4

PLAYOFFS

YEAR	G	MIN	FGM	FGA	PCT	FTM	FTA	PCT	OR	DR	TR	AVG	AST	AVG	TO	STL	BLK	PTS	AVG
99-00	9	42.9	67	145	.462	44	62	.710	14	30	44	4.9	51	5.7	25	14	9	183	20.3
02-03	6	40.7	27	70	.386	13	18	.722	9	27	36	6.0	26	4.3	13	13	5	76	12.7
TOTALS	15	42.0	94	215	.437	57	80	.713	23	57	80	5.3	77	5.1	38	27	14	259	17.3

23 Art Harris 6'4" 185 lbs. G Stanford

Acquired: From Seattle 10/26/69 for Dick Snyder. **Departed:** Waived 9/29/72.

YEAR	G	MIN	FGM	FGA	PCT	FTM	FTA	PCT	OR	DR	TR	AVG	AST	AVG	TO	STL	BLK	PTS	AVG
69-70	81	19.2	285	723	.394	86	134	.642	—	—	161	2.0	233	2.9	—	—	—	656	8.1
70-71	56	17.0	199	484	.411	69	113	.611	—	—	100	1.8	132	2.4	—	—	—	467	8.3
71-72	21	6.9	23	70	.329	9	21	.429	—	—	13	0.6	18	0.9	—	—	—	55	2.6
TOTALS	158	16.8	507	1277	.397	164	268	.612	—	—	274	1.7	383	2.4	—	—	—	1178	7.5

PLAYOFFS

YEAR	G	MIN	FGM	FGA	PCT	FTM	FTA	PCT	OR	DR	TR	AVG	AST	AVG	TO	STL	BLK	PTS	AVG
69-70	7	12.7	15	42	.357	0	2	.000	—	—	13	1.9	12	1.7	—	—	—	30	4.3

4 Donnell Harvey 6'8" 220 lbs. F Florida

Acquired: From Orlando 12/23/03 for 2004 2nd rd. pick. **Departed:** Contract expired 6/30/04.

YEAR	G	MIN	FGM	FGA	PCT	FTM	FTA	PCT	OR	DR	TR	AVG	AST	AVG	TO	STL	BLK	PTS	AVG
03-04	36	12.2	53	112	.473	35	44	.795	19	73	92	2.6	13	0.4	23	14	16	141	3.9

11 Clem Haskins 6'4" 195 lbs. G Western Kentucky

Acquired: From Chicago 4/23/70 for Jim Fox and undisclosed pick. **Departed:** To Washington 9/6/74 for Dave Stallworth and 2nd rd. pick.

YEAR	G	MIN	FGM	FGA	PCT	FTM	FTA	PCT	OR	DR	TR	AVG	AST	AVG	TO	STL	BLK	PTS	AVG
70-71	82	33.7	562	1277	.440	338	431	.784	—	—	324	4.0	383	4.7	—	—	—	1462	17.8
71-72	79	31.1	509	1054	.483	220	258	.853	—	—	270	3.4	290	3.7	—	—	—	1238	15.7
72-73	77	20.5	339	731	.464	130	156	.833	—	—	173	2.2	203	2.6	—	—	—	808	10.5
73-74	81	22.5	364	792	.460	171	203	.842	78	144	222	2.7	259	3.2	81	16	—	899	11.1
TOTALS	319	27.0	1774	3854	.460	859	1048	.820	78	144	989	3.1	1135	3.6	81	16	—	4407	13.8

42 Connie Hawkins 6'8" 201 lbs. F Iowa

Acquired: Signed as free agent 6/20/69. **Departed:** To L.A. Lakers 10/30/73 for Keith Erickson and 2nd rd. pick.

YEAR	G	MIN	FGM	FGA	PCT	FTM	FTA	PCT	OR	DR	TR	AVG	AST	AVG	TO	STL	BLK	PTS	AVG
69-70	81	40.9	709	1447	.490	577	741	.779	—	—	846	10.4	391	4.8	—	—	—	1995	24.6
70-71	71	37.5	512	1181	.434	457	560	.816	—	—	643	9.1	322	4.5	—	—	—	1481	20.9
71-72	76	36.8	571	1244	.459	456	565	.807	—	—	633	8.3	296	3.9	—	—	—	1598	21.0
72-73	75	36.9	441	920	.479	322	404	.797	—	—	641	8.5	304	4.1	—	—	—	1204	16.1
73-74	8	27.9	36	74	.486	18	27	.667	14	29	43	5.4	28	3.5	—	8	3	90	11.3
TOTALS	311	37.8	2269	4866	.466	1830	2297	.797	14	29	2806	9.0	1341	4.3	—	8	3	6368	20.5

PLAYOFFS

YEAR	G	MIN	FGM	FGA	PCT	FTM	FTA	PCT	OR	DR	TR	AVG	AST	AVG	TO	STL	BLK	PTS	AVG
69-70	7	32.8	62	150	.413	54	66	.818	—	—	97	13.9	41	5.9	—	—	—	178	25.4

32 Nate Hawthorne 6'4" 190 lbs. G Southern Illinois

Acquired: From New Orleans Jazz 9/16/74 with Curtis Perry, Dennis Awtrrey and 1st rd. pick for Neal Walk and 2nd rd. pick. **Departed:** Waived 10/15/76.

YEAR	G	MIN	FGM	FGA	PCT	FTM	FTA	PCT	OR	DR	TR	AVG	AST	AVG	TO	STL	BLK	PTS	AVG
74-75	50	12.4	118	287	.411	61	94	.649	34	58	92	1.8	39	0.8	—	30	21	297	5.9
75-76	79	14.5	182	423	.430	115	170	.676	86	123	209	2.6	46	0.6	—	33	15	479	6.1
TOTALS	129	13.7	300	710	.420	176	264	.663	120	181	301	2.2	85	0.7	—	66	36	776	6.0

PLAYOFFS

YEAR	G	MIN	FGM	FGA	PCT	FTM	FTA	PCT	OR	DR	TR	AVG	AST	AVG	TO	STL	BLK	PTS	AVG
75-76	18	5.3	10	33	.303	12	16	.750	7	11	18	1.0	6	0.3	—	6	2	32	1.8

WELCOME TO PLANET ORANGE

24 Garfield Heard			6'6"			220 lbs.			F			Oklahoma							
Acquired: From Buffalo 2/1/76 with 2nd rd. pick for John Shumate.										Departed: Signed as free agent by San Diego Clippers 2/3/81.									
YEAR	G	MIN	FGM	FGA	PCT	FTM	FTA	PCT	OR	DR	TR	AVG	AST	AVG	TO	STL	BLK	PTS	AVG
'75-76	36	33.9	185	409	.452	76	113	.673	109	249	358	9.9	64	1.8	—	51	41	446	12.4
'76-77	46	29.6	173	457	.379	100	138	.725	120	320	440	9.6	89	1.9	—	55	55	446	9.7
'77-78	80	26.2	265	625	.424	90	147	.612	166	486	652	8.2	132	1.7	120	129	101	620	7.8
'78-79	63	19.3	162	367	.441	71	103	.689	98	253	351	5.6	60	1.0	60	53	57	395	6.3
'79-80	82	17.1	171	410	.411	64	86	.744	118	262	380	4.6	97	1.2	88	84	49	406	5.0
TOTALS	307	24.9	956	2268	.422	401	587	.683	611	1570	2181	7.1	442	1.4	268	372	303	2313	7.5

PLAYOFFS																			
YEAR	G	MIN	FGM	FGA	PCT	FTM	FTA	PCT	OR	DR	TR	AVG	AST	AVG	TO	STL	BLK	PTS	AVG
'75-76	19	37.9	105	238	.441	55	81	.679	53	144	197	10.4	33	1.7	—	39	37	265	13.9
'77-78	2	31.0	6	17	.353	1	2	.500	4	12	16	8.0	5	2.5	2	2	4	13	6.5
'78-79	15	21.3	32	86	.372	18	30	.600	24	82	106	7.1	13	0.9	21	12	26	82	5.5
'79-80	8	27.9	22	56	.393	11	15	.733	19	32	51	6.4	12	1.5	8	9	11	55	6.9
TOTALS	44	30.1	165	397	.416	85	128	.664	100	270	370	8.4	63	1.4	31	62	78	415	9.4

4			Herman Henry			6'7"			190 lbs.			F			Oklahoma				
Acquired: Signed as free agent 4/15/94. Departed: Waived 7/22/94.																			
YEAR	G	MIN	FGM	FGA	PCT	FTM	FTA	PCT	OR	DR	TR	AVG	AST	AVG	TO	STL	BLK	PTS	AVG
'93-94	4	3.8	1	5	.200	2	4	.500	0	2	2	0.5	4	1.0	1	0	0	4	1.0

11/12 Johnny High				6'3"			186 lbs.		G		Nevada-Reno									
Acquired: 2nd rd., 1979 NBA Draft (24th Overall).										Departed: Waived 2/1/84.										
YEAR	G	MIN	FGM	FGA	PCT	FTM	FTA	PCT	OR	DR	TR	AVG	AST	AVG	TO	STL	BLK	PTS	AVG	
'79-80	82	13.7	144	323	.446	120	178	.674	69	104	173	2.1	119	1.5	123	71	15	409	5.0	
'80-81	81	21.6	246	576	.427	183	264	.693	89	139	228	2.8	202	2.5	188	129	26	677	8.4	
'82-83	82	14.1	100	217	.461	63	136	.463	45	105	150	1.8	153	1.9	106	85	34	264	3.2	
'83-84	29	17.7	18	52	.346	10	29	.345	16	50	66	2.3	51	1.8	38	40	11	46	1.6	
TOTALS	274	16.6	508	1168	.435	376	607	.544	219	398	617	2.3	525	1.9	455	325	86	1396	4.6	

PLAYOFFS																			
'79-80	8	15.0	12	31	.387	8	16	.500	10	15	25	3.1	20	2.5	7	6	2	32	4.0
'80-81	7	16.7	14	33	.424	9	14	.643	9	10	19	2.7	6	0.9	6	6	2	37	5.3
'82-83	3	15.0	5	11	.455	0	2	.000	7	3	10	3.3	6	2.0	1	3	1	10	3.3
TOTALS	18	15.7	30	75	.400	17	32	.531	26	28	54	3.0	32	1.8	14	15	5	79	4.4

25	Craig Hodges			6'3"			195 lbs.			G	Long Beach State																												
Acquired: From Milwaukee 2/25/88 with 2nd rd. pick for Jay Humphries.																				Departed: To Chicago 12/14/88 for Ed Nealy and 2nd rd. pick.																			
YEAR	G	MIN	FGM	FGA	PCT	FTM	FTA	PCT	OR	DR	TR	AVG	AST	AVG	TO	STL	BLK	PTS	AVG																				
'87-88	23	20.1	87	178	.489	27	32	.844	7	25	32	1.4	44	1.9	28	16	2	232	10.1																				
'88-89	10	9.2	16	36	.444	3	4	.750	2	3	5	0.5	8	0.8	5	2	0	39	3.9																				
TOTALS	33	14.7	103	214	.467	30	36	.800	9	28	37	0.9	52	1.4	33	18	2	271	7.0																				

15		Michael Holton				6'4"		198 lbs.		G		UCLA							
Acquired: Signed as free agent 9/24/84.										Departed: Waived 11/4/85.									
YEAR	G	MIN	FGM	FGA	PCT	FTM	FTA	PCT	OR	DR	TR	AVG	AST	AVG	TO	STL	BLK	PTS	AVG
'84-85	74	23.8	257	576	.446	96	118	.814	30	102	132	1.8	198	2.7	123	59	6	624	8.4
'85-86	4	16.3	4	20	.200	4	6	.667	1	2	3	0.8	7	1.8	4	2	0	12	3.0
TOTALS	78	20.0	261	596	.323	100	124	.740	31	104	135	1.3	205	2.3	127	61	6	636	5.7

14	Jeff Hornacek			6'4"			190 lbs.			G	Iowa State								
Acquired: 2nd rd., 1986 NBA Draft (46th Overall).										Departed: To Philadelphia 6/17/92 with Andrew Lang and Tim Perry for Charles Barkley.									
YEAR	G	MIN	FGM	FGA	PCT	FTM	FTA	PCT	OR	DR	TR	AVG	AST	AVG	TO	STL	BLK	PTS	AVG
'86-87	80	19.5	159	350	.454	94	121	.777	41	143	184	2.3	361	4.5	153	70	5	424	5.3
'87-88	82	27.4	306	605	.506	152	185	.822	71	191	262	3.2	540	6.6	156	107	10	781	9.5
'88-89	78	31.9	440	889	.495	147	178	.826	75	191	266	3.4	465	6.0	111	129	8	1054	13.5
'89-90	67	34.0	483	901	.536	173	202	.856	86	227	313	4.7	337	5.0	125	117	14	1179	17.6
'90-91	80	34.2	544	1051	.518	201	224	.897	74	247	321	4.0	409	5.1	130	111	16	1350	16.9
'91-92	81	38.0	635	1240	.512	279	315	.886	106	301	407	5.0	411	5.1	170	158	31	1632	20.1
TOTALS	468	30.7	2567	5036	.510	1046	1225	.854	453	1300	1753	3.7	2523	5.4	845	692	84	6420	13.7

		PLAYOFFS																	
'88-89	12	31.2	74	149	.497	21	25	.840	25	44	69	5.8	62	5.2	18	16	3	169	14.1
'89-90	16	36.4	112	219	.511	68	73	.932	13	49	62	3.9	73	4.6	34	24	0	298	18.6
'90-91	4	36.3	22	51	.431	26	28	.929	3	22	25	6.3	8	2.0	3	3	2	73	18.3
'91-92	8	42.9	62	128	.484	31	34	.912	12	39	51	6.4	42	5.3	19	14	2	163	20.4
TOTALS	40	36.1	270	547	.494	146	160	.913	53	154	207	5.2	185	4.6	74	57	7	703	17.6

25	Robert Horry	6'10"		220 lbs.		F	Alabama													
Acquired: From Houston 8/19/96 with Chucky Brown, Mark Bryant, Sam Cassell for Charles Barkley. Departed: To L.A. Lakers 1/10/97 with Joe Kleine for Cedric Ceballos and Rumeal Robinson.																				
YEAR	G	MIN	FGM	FGA	PCT	FTM	FTA	PCT	OR	DR	TR	AVG	AST	AVG	TO	STL	BLK	PTS	AVG	
'96-97	32	22.5	82	195	.421	32	50	.640	40	79	119	3.7	54	1.7	46	28	26	220	6.9	

50		Eddie House				6'1"				175 lbs.		G		Arizona State							
Acquired: Signed as free agent 9/12/05.										Departed: Contract expired on 6/30/06.											
YEAR	G	MIN	FGM	FGA	PCT	FTM	FTA	PCT	OR	DR	TR	AVG	AST	AVG	TO	STL	BLK	PTS	AVG		
'05-06	81	17.5	320	759	.422	33	41	.805	15	117	132	1.6	148	1.8	76	42	12	796	9.8		
PLAYOFFS																					
'05-06	14	9.3	19	52	.365	3	4	.750	0	9	9	0.6	6	0.4	5	1	2	44	3.1		

44	Greg Howard				6'9"	215 lbs.	F	New Mexico			
----	-------------	--	--	--	------	----------	---	------------	--	--	--

Acquired: 1st rd., 1970 NBA Draft (10th Overall). Departed: To Cleveland 8/31/71 for two 3rd rd. picks.

YEAR	G	MIN	FGM	FGA	PCT	FTM	FTA	PCT	OR	DR	TR	AVG	AST	AVG	TO	STL	BLK	PTS	AVG
'70-71	44	9.7	68	173	.393	37	58	.638	—	—	119	2.7	26	0.6	—	—	—	173	3.9

24	Jay Humphries				6'3"	199 lbs.	G	Colorado			
----	---------------	--	--	--	------	----------	---	----------	--	--	--

Acquired: 1st rd., 1984 NBA Draft (13th Overall). Departed: To Milwaukee 2/25/88 for Craig Hodges & 2nd rd. pick.

YEAR	G	MIN	FGM	FGA	PCT	FTM	FTA	PCT	OR	DR	TR	AVG	AST	AVG	TO	STL	BLK	PTS	AVG
'84-85	80	25.8	279	626	.446	141	170	.829	32	132	164	2.1	350	4.4	167	107	8	703	8.8
'85-86	82	33.3	352	735	.479	197	257	.767	56	204	260	3.2	526	6.4	190	132	9	905	11.0
'86-87	82	31.5	359	753	.477	200	260	.769	62	198	260	3.2	632	7.7	195	112	9	923	11.3
'87-88	50	31.1	264	484	.545	103	139	.741	44	107	151	3.0	354	7.1	108	61	4	634	12.7
TOTALS	294	30.4	1254	2598	.483	641	826	.776	194	641	835	2.8	1862	6.3	660	412	30	3165	10.8

PLAYOFFS

'84-85	3	30.0	20	31	.645	9	12	.750	1	4	5	1.7	16	5.3	—	2	0	49	16.3
--------	---	------	----	----	------	---	----	------	---	---	---	-----	----	-----	---	---	---	----	------

45	Steven Hunter				7'0"	240 lbs.	C	DePaul			
----	---------------	--	--	--	------	----------	---	--------	--	--	--

Acquired: Signed as free agent 8/20/04. Departed: Contract expired on 6/30/05.

YEAR	G	MIN	FGM	FGA	PCT	FTM	FTA	PCT	OR	DR	TR	AVG	AST	AVG	TO	STL	BLK	PTS	AVG
'04-05	76	13.8	135	220	.614	78	163	.479	98	129	227	3.0	13	0.2	44	4	102	348	4.6

PLAYOFFS

'04-05	15	14.2	24	43	.558	12	20	.600	17	21	38	2.5	3	0.2	8	1	18	60	4.0
--------	----	------	----	----	------	----	----	------	----	----	----	-----	---	-----	---	---	----	----	-----

24	Greg Jackson				6'1"	180 lbs.	G	Guilford			
----	--------------	--	--	--	------	----------	---	----------	--	--	--

Acquired: Signed as free agent 1/2/75. Departed: To Washington 9/17/75 for future draft considerations.

YEAR	G	MIN	FGM	FGA	PCT	FTM	FTA	PCT	OR	DR	TR	AVG	AST	AVG	TO	STL	BLK	PTS	AVG
'74-75	44	17.6	69	166	.416	36	62	.581	17	50	67	1.5	93	2.1	—	23	9	174	4.0

21	Jim Jackson				6'6"	220 lbs.	G/F	Ohio State			
----	-------------	--	--	--	------	----------	-----	------------	--	--	--

Acquired: From New Orleans 1/21/05 with a 2005 2nd rd. pick (via Dallas) for Casey Jacobsen, Maciej Lampe, Jackson Vroman. Departed: Waived 3/1/06.

YEAR	G	MIN	FGM	FGA	PCT	FTM	FTA	PCT	OR	DR	TR	AVG	AST	AVG	TO	STL	BLK	PTS	AVG
'04-05	40	24.9	130	299	.435	24	25	.960	23	131	154	3.9	97	2.4	154	12	4	352	8.8
'05-06	27	15.6	38	129	.295	9	13	.692	11	53	64	2.4	31	1.1	30	10	6	99	3.7
TOTALS	67	21.1	168	428	.393	33	38	.868	34	184	218	3.3	128	1.9	184	22	10	451	6.7

PLAYOFFS

'04-05	15	31.6	63	129	.488	7	8	.875	13	48	61	4.1	22	1.5	10	10	8	165	11.0
--------	----	------	----	-----	------	---	---	------	----	----	----	-----	----	-----	----	----	---	-----	------

23	Casey Jacobsen				6'6"	215 lbs.	G	Stanford			
----	----------------	--	--	--	------	----------	---	----------	--	--	--

Acquired: 1st rd. (22nd overall) 2002 NBA Draft. Departed: To New Orleans 1/21/05 with Maciej Lampe, Jackson Vroman for Jim Jackson and a 2005 2nd rd. draft pick (via Dallas).

YEAR	G	MIN	FGM	FGA	PCT	FTM	FTA	PCT	OR	DR	TR	AVG	AST	AVG	TO	STL	BLK	PTS	AVG
'02-03	72	15.9	122	327	.373	72	105	.686	29	55	83	1.2	73	1.0	55	35	6	368	5.1
'03-04	78	23.4	150	360	.417	91	111	.820	42	159	201	2.6	98	1.3	68	48	9	466	6.0
'04-05	40	19.2	65	157	.414	48	62	.774	17	50	67	1.7	37	0.9	27	11	1	212	5.3
TOTALS	190	19.7	337	844	.399	211	268	.759	88	264	351	1.8	208	1.1	150	94	16	1046	5.5

PLAYOFFS

'02-03	6	6.5	2	10	.200	0	2	.000	0	2	3	0.5	2	0.3	0	1	3	6	1.0
--------	---	-----	---	----	------	---	---	------	---	---	---	-----	---	-----	---	---	---	---	-----

24	Dennis Johnson				6'4"	202 lbs.	G	Pepperdine			
----	----------------	--	--	--	------	----------	---	------------	--	--	--

Acquired: From Seattle 6/3/80 for Paul Westphal. Departed: To Boston 6/27/83 with 1st, 3rd rd. picks for Rick Robey and two 2nd rd. picks.

YEAR	G	MIN	FGM	FGA	PCT	FTM	FTA	PCT	OR	DR	TR	AVG	AST	AVG	TO	STL	BLK	PTS	AVG
'80-81	79	33.1	532	1220	.436	411	501	.820	160	203	363	4.6	291	3.7	208	136	61	1486	18.8
'81-82	80	36.7	577	1228	.470	399	495	.806	142	268	410	5.1	369	4.6	233	105	55	1561	19.5
'82-83	77	33.1	398	861	.462	292	369	.791	92	243	335	4.1	388	5.0	204	97	39	1093	14.2
TOTALS	236	34.3	1507	3309	.455	1102	1365	.810	394	714	1108	4.7	1048	4.4	645	338	155	4140	17.5

PLAYOFFS

'80-81	7	38.1	52	110	.473	32	42	.762	7	26	33	4.7	20	2.9	19	9	9	137	19.6
'81-82	7	38.7	63	132	.477	30	39	.769	13	18	31	4.4	32	4.6	25	15	4	156	22.3
'82-83	3	36.0	22	48	.458	10	12	.833	6	17	23	7.7	17	5.7	8	5	2	54	18.0
TOTALS	17	38.0	137	290	.472	72	93	.774	26	61	87	5.1	69	4.1	52	29	15	347	20.4

8	Eddie Johnson				6'7"	215 lbs.	F	Illinois			
---	---------------	--	--	--	------	----------	---	----------	--	--	--

Acquired: From Sacramento 6/19/87 for Ed Pinckney and 2nd rd. pick. Departed: To Seattle 12/7/90 with two 1st rd. picks for Xavier McDaniel.

YEAR	G	MIN	FGM	FGA	PCT	FTM	FTA	PCT	OR	DR	TR	AVG	AST	AVG	TO	STL	BLK	PTS	AVG
'87-88	73	29.8	533	1110	.480	204	240	.850	121	197	318	4.4	180	2.5	139	33	9	1294	17.7
'88-89	70	29.2	608	1224	.497	217	250	.868	91	215	306	4.4	162	2.3	122	47	7	1504	21.5
'89-90	64	28.3	411	907	.453	188	205	.917	69	177	246	3.8	107	1.7	108	32	10	1080	16.9
'90-91	15	20.8	88	186	.473	21	29	.724	16	30	46	3.1	17	1.1	24	9	2	203	13.5
TOTALS	222	28.6	1640	3427	.478	630	724	.870	297	619	916	4.1	466	2.1	393	121	28	4081	18.4

PLAYOFFS

'88-89	12	32.7	85	206	.413	30	39	.769	28	59	87	7.3	25	2.1	18	12	2	213	17.8
'89-90	16	21.1	72	160	.450	37	47	.787	15	42	57	3.6	17	1.1	20	10	4	196	12.3
TOTALS	28	26.1	157	366	.429	67	86	.779	43	101	144	5.1	42	1.5	38	22	6	409	14.6

WELCOME TO PLANET ORANGE

3	Frank Johnson					6'1"		185 lbs.		G	Wake Forest									
Acquired: Signed as free agent 11/5/92.										Departed: Retired following 1993-94 season.										
YEAR	G	MIN	FGM	FGA	PCT	FTM	FTA	PCT	OR	DR	TR	AVG	AST	AVG	TO	STL	BLK	PTS	AVG	
'92-93	77	14.6	136	312	.436	59	76	.776	41	72	113	1.5	186	2.4	80	60	7	332	4.3	
'93-94	70	12.5	134	299	.448	54	69	.783	29	53	82	1.2	148	2.1	65	41	1	324	4.6	
TOTALS	147	13.6	270	611	.442	113	145	.779	70	125	195	1.3	334	2.3	145	101	8	656	4.5	
PLAYOFFS																				
YEAR	G	MIN	FGM	FGA	PCT	FTM	FTA	PCT	OR	DR	TR	AVG	AST	AVG	TO	STL	BLK	PTS	AVG	
'92-93	22	7.8	22	50	.440	25	29	.862	3	8	11	0.5	17	0.8	7	6	0	70	3.2	
'93-94	7	6.6	1	12	.083	1	2	.500	2	2	4	0.6	5	0.7	3	2	0	3	0.4	
TOTALS	29	7.5	23	62	.371	26	31	.839	5	10	15	0.5	22	0.8	10	8	0	73	2.5	

13	Gus Johnson										6'6"		235 lbs.		F	Idaho						
Acquired: From Baltimore 4/10/72 for 2nd rd. pick.										Departed: Waived 12/1/72.												
YEAR	G	MIN	FGM	FGA	PCT	FTM	FTA	PCT	OR	DR	TR	AVG	AST	AVG	TO	STL	BLK	PTS	AVG			
'72-73	21	19.9	69	181	.381	25	36	.694	—	—	136	6.5	31	1.5	—	—	—	163	7.8			

2	Joe Johnson										6'7"		230 lbs.		G	Arkansas									
Acquired: From Boston 2/20/02 with Randy Brown, Milt Palacio, 2002 1st rd. pick (Casey Jacobsen) for Rodney Rogers and Tony Delk.																									
Departed: To Atlanta 8/19/05 in sign-and-trade for Boris Diaw and two future conditional 1st rd. picks.																									
Year	G	MIN	FGM	FGA	PCT	FTM	FTA	PCT	OR	DR	TR	AVG	AST	AVG	TO	STL	BLK	PTS	AVG						
'01-02	29	31.5	121	288	.420	21	27	.778	35	83	118	4.1	105	3.6	43	26	11	277	9.6						
'02-03	82	27.5	316	796	.397	96	124	.774	57	207	264	3.2	210	2.6	108	62	19	803	9.8						
'03-04	82	40.6	555	1291	.430	174	232	.750	80	305	385	4.7	362	4.4	199	93	26	1367	16.7						
'04-05	82	39.5	544	1179	.461	135	180	.750	120	302	422	5.1	291	3.5	148	79	24	1400	17.1						
TOTALS	275	35.4	1536	3554	.432	426	563	.757	292	897	1189	4.3	968	3.5	498	260	80	3847	14.0						
PLAYOFFS																									
'02-03	6	27.3	14	51	.275	2	5	.400	6	20	26	4.3	8	1.3	12	4	2	32	5.3						
'04-05	9	39.4	63	125	.504	23	33	.697	7	32	39	4.3	30	3.3	10	10	4	169	18.8						
TOTALS	15	34.6	77	176	.438	25	38	.658	13	52	65	4.3	38	2.5	22	14	6	201	13.4						

7	Kevin Johnson										6'1"		190 lbs.		G	California									
Acquired: From Cleveland 2/25/88 with Mark West, Ty Corbin, three draft picks for Larry Nance, Mike Sanders, 1st rd. pick; Signed as free agent 3/25/00. Departed: Contract expired on 6/30/98; Contract expired on 6/30/00.																									
YEAR	G	MIN	FGM	FGA	PCT	FTM	FTA	PCT	OR	DR	TR	AVG	AST	AVG	TO	STL	BLK	PTS	AVG						
'87-88	28	31.8	132	285	.463	85	99	.859	26	93	119	4.3	244	8.7	—	43	7	352	12.6						
'88-89	81	39.2	570	1128	.505	508	576	.882	46	294	340	4.2	991	12.2	322	135	24	1650	20.4						
'89-90	74	37.6	578	1159	.499	501	598	.838	42	228	270	3.6	846	11.4	263	95	14	1665	22.5						
'90-91	77	36.0	591	1145	.516	519	616	.843	54	217	271	3.5	781	10.1	269	163	11	1710	22.2						
'91-92	78	37.2	539	1125	.479	448	555	.807	61	231	292	3.7	836	10.7	272	116	23	1536	19.7						
'92-93	49	33.5	282	565	.499	226	276	.819	30	74	104	2.1	384	7.8	151	85	19	791	16.1						
'93-94	67	36.6	477	980	.487	380	464	.819	55	112	167	2.5	637	9.5	235	125	10	1340	20.0						
'94-95	47	28.6	246	523	.470	234	289	.810	32	83	115	2.4	360	7.7	105	47	18	730	15.5						
'95-96	56	35.8	342	674	.507	342	398	.857	42	179	221	3.9	517	9.2	170	82	13	1047	18.7						
'96-97	70	38.0	441	890	.496	439	515	.852	54	199	253	3.6	653	9.3	217	102	12	1410	20.1						
'97-98	50	25.8	155	347	.447	162	186	.871	35	129	164	3.3	245	4.9	101	27	8	476	9.5						
'99-00	6	18.8	16	28	.571	7	7	1.000	0	16	16	2.7	24	4.0	7	2	0	40	6.7						
TOTALS	683	35.2	4369	8849	.494	3851	4579	.841	477	1855	2332	3.4	6518	9.5	2335	1022	159	12747	18.7						
PLAYOFFS																									
'88-89	12	41.2	90	182	.495	102	110	.927	12	39	51	4.3	147	12.3	55	19	5	285	23.8						
'89-90	16	36.4	123	257	.479	92	112	.821	9	44	53	3.3	170	10.6	62	25	0	340	21.3						
'90-91	4	36.5	16	53	.302	18	30	.600	2	11	13	3.3	39	9.8	12	2	1	51	12.8						
'91-92	8	41.9	62	128	.484	62	72	.861	8	25	33	4.1	93	11.6	25	12	2	189	23.6						
'92-93	23	39.7	143	298	.480	124	156	.795	10	52	62	2.7	182	7.9	84	35	13	410	17.8						
'93-94	10	42.7	97	212	.458	69	81	.852	10	25	35	3.5	96	9.6	34	10	1	266	26.6						
'94-95	10	37.1	86	150	.573	71	84	.845	7	34	41	4.1	93	9.3	34	9	4	248	24.8						
'95-96	4	37.8	27	57	.474	14	17	.824	2	15	17	4.3	43	10.8	11	2	2	69	17.3						
'96-97	5	41.6	26	88	.295	29	33	.879	8	14	22	4.4	30	6.0	18	13	0	84	16.8						
'97-98	4	30.5	23	42	.548	8	12	.667	2	7	9	2.3	19	4.8	6	2	1	55	13.8						
'99-00	9	14.3	12	37	.324	5	6	.833	0	13	13	1.4	23	2.6	13	3	1	29	3.2						
TOTALS	105	36.9	705	1504	.469	594	713	.833	70	279	349	3.3	935	8.9	354	132	30	2026	19.3						

43	Linton Johnson										6'8"		205 lbs.		F	Tulane						
Acquired: Signed 10-day contracts on 2/22/08 and 3/3/08; Signed for the remainder of the season on 4/16/08.																						
Departed: 10-day contract expired 3/14/08; Contract expired on 6/30/08.																						
YEAR	G	MIN	FGM	FGA	PCT	FTM	FTA	PCT	OR	DR	TR	AVG	AST	AVG	TO	STL	BLK	PTS	AVG			
'07-08	6	8.8	7	14	.500	0	0	—	5	8	13	2.2	3	0.5	2	0	1	15	2.5			

11	Neil Johnson										6'7"		220 lbs.		F	Creighton					
Acquired: 1968 NBA Expansion Draft from New York.										Departed: Waived 7/27/70.											
YEAR	G	MIN	FGM	FGA	PCT	FTM	FTA	PCT	OR	DR	TR	AVG	AST	AVG	TO	STL	BLK	PTS	AVG		
'68-69	80	16.5	177	368	.481	110	177	.621	—	—	396	5.0	134	1.7	—	—	—	464	5.8		
'69-70	28	4.9	20	60	.333	8	12	.667	—	—	47	1.7	12	0.4	—	—	—	48	1.4		
TOTALS	108	13.5	197	428	.460	118	189	.624	—	—	443	4.1	146	1.4	—	—	—	512	4.8		
PLAYOFFS																					
'69-70	2	3.5	1	3	.333	0	0	.000	—	—	4	2.0	0	0.0	—	—	—	2	1.0		

34	Charles Jones				6'8"				220 lbs.				F		Louisville					
Acquired: 2nd rd., 1984 NBA Draft (36th Overall). Departed: Waived 10/28/86.																				
YEAR	G	MIN	FGM	FGA	PCT	FTM	FTA	PCT	OR	DR	TR	AVG	AST	AVG	TO	STL	BLK	PTS	AVG	
'84-85	78	20.1	236	454	.520	182	281	.648	139	255	394	5.1	128	1.6	143	45	61	654	8.4	
'85-86	43	17.3	75	164	.457	50	98	.510	65	128	193	4.5	52	1.2	57	32	25	200	4.7	
TOTALS	121	19.1	311	618	.503	232	379	.612	204	383	587	4.9	180	1.5	200	77	86	854	7.1	
PLAYOFFS																				
'84-85	2	17.0	3	5	.600	6	6	1.000	1	2	3	1.5	3	1.5	3	0	3	12	6.0	
21	Dwayne Jones				6'11"				251 lbs.				F/C		St. Joseph's (PA)					
Acquired: Signed as a free agent 4/5/10. Departed: To Toronto 7/14/10 with Leandro Barbosa for Hedo Turkoglu.																				
YEAR	G	MIN	FGM	FGA	PCT	FTM	FTA	PCT	OR	DR	TR	AVG	AST	AVG	TO	STL	BLK	PTS	AVG	
'09-10	2	3.5	0	0	.000	0	0	.000	0	2	2	1.0	0	0.0	0	0	0	0	0.0	
PLAYOFFS																				
'09-10	2	5.0	1	2	.500	3	4	.750	1	4	5	2.5	0	0.0	1	0	0	5	2.5	
22	James Jones				6'8"				220 lbs.				F		Miami (FL)					
Acquired: From Indiana 8/25/05 for a 2008 2nd rd. pick. Departed: To Portland 7/11/07 along with the draft rights to Rudy Fernandez (24th Overall) for cash considerations.																				
YEAR	G	MIN	FGM	FGA	PCT	FTM	FTA	PCT	OR	DR	TR	AVG	AST	AVG	TO	STL	BLK	PTS	AVG	
'05-06	75	23.6	243	581	.418	103	121	.851	44	209	253	3.4	57	0.8	35	38	49	699	9.3	
'06-07	76	18.1	162	440	.368	71	81	.877	33	143	176	2.3	45	0.6	28	28	42	485	6.4	
TOTALS	151	20.8	405	1021	.397	174	202	.861	77	352	429	2.8	102	0.7	63	66	91	1184	7.8	
PLAYOFFS																				
'05-06	20	17.7	28	82	.341	22	26	.846	16	56	72	3.6	5	0.3	9	5	18	86	4.3	
'06-07	11	15.5	19	36	.528	9	11	.818	3	12	15	1.4	3	0.3	4	2	2	55	5.0	
TOTALS	31	16.9	47	118	.398	31	37	.838	19	68	87	2.8	8	0.3	13	7	20	141	4.5	
20	Jumaine Jones				6'8"				240 lbs.				F		Georgia					
Acquired: Signed as free agent 8/31/06. Departed: Contract expired 6/30/07.																				
YEAR	G	MIN	FGM	FGA	PCT	FTM	FTA	PCT	OR	DR	TR	AVG	AST	AVG	TO	STL	BLK	PTS	AVG	
'06-07	18	7.7	14	51	.275	2	2	1.000	6	17	23	1.3	1	0.1	7	5	1	40	2.2	
53	Rich Kelley				7'0"				240 lbs.				C		Stanford					
Acquired: From New Jersey 2/15/80 for 1st rd. & 2nd rd. pick. Departed: To Denver 6/21/82 for 1st rd. pick.																				
YEAR	G	MIN	FGM	FGA	PCT	FTM	FTA	PCT	OR	DR	TR	AVG	AST	AVG	TO	STL	BLK	PTS	AVG	
'79-80	23	16.2	43	85	.506	47	60	.783	44	74	118	5.1	50	2.2	46	28	17	133	5.8	
'80-81	81	20.8	196	387	.506	175	231	.758	131	310	441	5.4	282	3.5	209	79	63	567	7.0	
'81-82	81	23.4	236	505	.467	167	223	.749	168	329	497	6.1	293	3.6	244	64	71	639	7.9	
TOTALS	185	21.4	475	977	.486	389	514	.757	343	713	1056	5.7	625	3.4	499	171	151	1339	7.2	
PLAYOFFS																				
'79-80	8	18.3	19	44	.432	9	10	.900	14	22	36	4.5	22	2.8	10	9	7	47	5.9	
'80-81	7	16.1	10	25	.400	9	14	.643	13	22	35	5.0	13	1.9	14	6	3	29	4.1	
TOTALS	15	17.3	29	69	.420	18	24	.750	27	44	71	4.7	35	2.3	24	15	10	76	5.1	
8	Tim Kempton				6'10"				255 lbs.				F		Notre Dame					
Acquired: Signed as free agent 8/18/92. Departed: Waived 1/21/94.																				
YEAR	G	MIN	FGM	FGA	PCT	FTM	FTA	PCT	OR	DR	TR	AVG	AST	AVG	TO	STL	BLK	PTS	AVG	
'92-93	30	5.6	19	48	.396	18	31	.581	12	27	39	1.3	19	0.6	16	4	4	56	1.9	
4	Steve Kerr				6'3"				175 lbs.				G		Arizona					
Acquired: 2nd rd., 1988 NBA Draft (50th Overall). Departed: To Cleveland 9/5/89 for 2nd rd. pick.																				
YEAR	G	MIN	FGM	FGA	PCT	FTM	FTA	PCT	OR	DR	TR	AVG	AST	AVG	TO	STL	BLK	PTS	AVG	
'88-89	26	6.0	20	46	.435	6	9	.667	3	14	17	0.7	24	0.9	6	7	0	54	2.1	
32	Jason Kidd				6'4"				212 lbs.				G		California					
Acquired: From Dallas 12/26/96 with Tony Dumas, Loren Meyer for Sam Cassell, Michael Finley, A.C. Green, 2nd rd. pick. Departed: To New Jersey 7/18/01 with Chris Dudley for Stephon Marbury, Soumaila Samake, Johnny Newman.																				
YEAR	G	MIN	FGM	FGA	PCT	FTM	FTA	PCT	OR	DR	TR	AVG	AST	AVG	TO	STL	BLK	PTS	AVG	
'96-97	33	35.5	138	326	.423	66	96	.688	34	125	159	4.8	296	9.0	76	86	12	382	11.6	
'97-98	82	38.0	357	859	.416	167	209	.799	108	402	510	6.2	745	9.1	162	26	261	954	11.6	
'98-99	50	41.2	310	698	.444	181	239	.757	87	252	339	6.8	539	10.8	114	19	150	846	16.9	
'99-00	67	39.0	350	855	.409	203	245	.829	96	387	483	7.2	678	10.1	134	28	226	959	14.3	
'00-01	77	39.8	451	1097	.411	328	403	.814	91	403	494	6.4	753	9.8	166	23	286	1299	16.9	
TOTALS	309	38.9	1606	3835	.419	945	1192	.793	386	1509	1895	6.1	3011	9.7	655	158	999	4440	14.4	
PLAYOFFS																				
'96-97	5	41.4	21	53	.396	10	19	.526	4	26	30	6.0	49	9.8	11	2	13	60	12.0	
'97-98	4	42.8	22	58	.379	13	16	.813	5	18	23	5.8	31	7.8	16	2	12	57	14.3	
'98-99	3	42.0	18	43	.419	5	7	.714	1	6	7	2.3	31	10.3	5	1	9	45	15.0	
'99-00	6	38.2	22	55	.400	7	9	.778	8	32	40	6.7	53	8.8	11	1	23	59	9.8	
'00-01	4	41.5	22	69	.319	9	12	.750	9	15	24	6.0	53	13.3	8	0	12	57	14.3	
TOTALS	22	40.9	105	278	.405	44	63	.756	27	97	124	5.6	217	9.9	51	6	69	278	12.6	

WELCOME TO PLANET ORANGE

35	Joe Kleine				7'0"				270 lbs.				C	Arkansas			
----	------------	--	--	--	------	--	--	--	----------	--	--	--	---	----------	--	--	--

Acquired: Signed as free agent 8/13/93; 1/22/99. **Departed:** To L.A. Lakers 1/10/97 with Robert Horry for Cedric Ceballos and Rumeal Robinson; Contract expired on 6/30/99.

YEAR	G	MIN	FGM	FGA	PCT	FTM	FTA	PCT	OR	DR	TR	AVG	AST	AVG	TO	STL	BLK	PTS	AVG
'93-94	74	11.5	125	256	.488	30	39	.769	50	143	193	2.6	45	0.6	35	14	19	285	3.9
'94-95	75	12.9	119	265	.449	42	49	.857	82	177	259	3.5	39	0.5	35	14	18	280	3.7
'95-96	56	11.8	71	169	.420	20	25	.800	36	96	132	2.4	44	0.8	37	13	6	164	2.9
'96-97	23	15.9	32	80	.400	13	18	.722	21	59	80	3.5	12	0.5	20	9	6	78	3.4
'98-99	31	12.1	30	74	.405	8	12	.667	27	40	67	2.2	12	0.4	10	8	1	68	2.2
TOTALS	259	12.5	377	844	.447	113	143	.790	216	515	731	2.8	152	0.6	137	59	50	875	3.4

PLAYOFFS

YEAR	G	MIN	FGM	FGA	PCT	FTM	FTA	PCT	OR	DR	TR	AVG	AST	AVG	TO	STL	BLK	PTS	AVG
'93-94	8	10.1	12	28	.429	4	6	.667	5	12	17	2.1	3	0.4	2	1	4	28	3.5
'94-95	10	16.7	31	54	.574	0	0	—	8	23	31	3.1	8	0.8	6	5	3	63	6.3
'95-96	2	4.0	0	2	.000	0	0	—	1	0	1	0.5	0	0.0	1	1	0	0	0.0
'98-99	1	5.0	1	2	.500	0	0	—	0	1	1	1.0	0	0.0	0	1	1	2	2.0
TOTALS	21	12.4	44	86	.512	4	6	.667	14	36	50	2.4	11	0.5	9	8	8	93	4.4

22	Brevin Knight				5'10"				170 lbs.				G	Stanford			
----	---------------	--	--	--	-------	--	--	--	----------	--	--	--	---	----------	--	--	--

Acquired: From Memphis 9/30/03 with Robert Archibald, Cezary Trybanski for Jake Tsakalidis, Bo Outlaw. **Departed:** To Washington 11/5/03 for Jahidi White.

YEAR	G	MIN	FGM	FGA	PCT	FTM	FTA	PCT	OR	DR	TR	AVG	AST	AVG	TO	STL	BLK	PTS	AVG
'03-04	3	6.3	1	3	.333	0	0	—	—	3	3	1.0	4	1.3	3	3	1	2	0.7

32	Negele Knight				6'1"				182 lbs.				G	Dayton			
----	---------------	--	--	--	------	--	--	--	----------	--	--	--	---	--------	--	--	--

Acquired: 2nd rd., 1990 NBA Draft (31st Overall). **Departed:** To San Antonio 11/10/93 for 2nd rd. pick.

YEAR	G	MIN	FGM	FGA	PCT	FTM	FTA	PCT	OR	DR	TR	AVG	AST	AVG	TO	STL	BLK	PTS	AVG
'90-91	64	12.4	131	308	.425	71	118	.602	20	51	71	1.1	191	3.0	76	20	7	339	5.3
'91-92	42	15.0	103	217	.475	33	48	.688	16	30	46	1.1	112	2.7	58	24	3	243	5.8
'92-93	52	1.7	124	317	.391	67	86	.779	28	36	64	1.2	145	2.8	73	23	4	315	6.1
'93-94	1	8.0	1	4	.250	0	0	—	0	0	0	—	0	—	0	0	1	2	2.0
TOTALS	159	14.6	359	846	.424	171	252	.679	64	117	181	1.1	448	2.8	207	67	15	899	5.7

PLAYOFFS

YEAR	G	MIN	FGM	FGA	PCT	FTM	FTA	PCT	OR	DR	TR	AVG	AST	AVG	TO	STL	BLK	PTS	AVG
'90-91	4	14.0	13	26	.500	5	7	.714	1	3	4	1.0	9	2.3	4	1	0	32	8.0
'92-93	9	3.8	9	16	.563	0	0	—	1	2	3	.333	7	0.8	3	0	1	18	2.0
TOTALS	13	6.9	22	42	.524	5	7	.714	2	5	7	0.5	16	1.2	7	1	1	50	3.8

16	Rodney Knowles				6'9"				215 lbs.				F	Davidson			
----	----------------	--	--	--	------	--	--	--	----------	--	--	--	---	----------	--	--	--

Acquired: 6th rd., 1968 NBA Draft (77th Overall). **Departed:** Waived 11/6/68.

YEAR	G	MIN	FGM	FGA	PCT	FTM	FTA	PCT	OR	DR	TR	AVG	AST	AVG	TO	STL	BLK	PTS	AVG
'68-69	8	5.0	4	14	.286	1	3	.333	—	—	9	1.1	0	0.0	—	—	—	9	1.1

50	Joel Kramer				6'7"				215 lbs.				F	San Diego State			
----	-------------	--	--	--	------	--	--	--	----------	--	--	--	---	-----------------	--	--	--

Acquired: 3rd rd., 1978 NBA Draft (63rd Overall). **Departed:** Signed as free agent 9/12/83 by Maccabi, Israel.

YEAR	G	MIN	FGM	FGA	PCT	FTM	FTA	PCT	OR	DR	TR	AVG	AST	AVG	TO	STL	BLK	PTS	AVG
'78-79	82	17.1	181	370	.489	125	176	.710	134	203	337	4.1	92	1.1	98	45	23	487	5.9
'79-80	54	13.2	67	143	.469	56	70	.800	49	102	151	2.8	75	1.4	51	26	5	190	3.5
'80-81	82	13.0	136	258	.527	63	91	.692	77	155	232	2.8	88	1.1	67	35	17	335	4.1
'81-82	56	9.8	55	133	.414	33	42	.786	36	72	108	1.9	51	0.9	26	19	11	143	2.6
'82-83	54	8.5	44	104	.423	14	16	.875	41	47	88	1.6	37	0.7	22	15	6	102	1.9
TOTALS	328	12.8	483	1008	.479	291	395	.737	337	579	916	2.8	343	1.0	264	140	62	1257	3.8

PLAYOFFS

YEAR	G	MIN	FGM	FGA	PCT	FTM	FTA	PCT	OR	DR	TR	AVG	AST	AVG	TO	STL	BLK	PTS	AVG
'78-79	15	17.1	32	59	.542	26	36	.722	21	36	57	3.8	19	1.3	16	9	7	90	6.0
'80-81	7	14.4	13	25	.520	1	2	.500	2	14	16	2.3	4	0.6	1	2	2	27	3.9
'81-82	4	5.0	5	7	.714	2	3	.667	2	3	5	1.3	1	0.3	1	1	0	12	3.0
'82-83	2	3.0	0	2	.000	0	0	.000	0	0	0	0.0	0	0.0	0	0	0	0	0.0
TOTALS	28	13.7	50	93	.538	29	41	.707	25	53	78	2.8	24	0.9	18	12	9	129	4.6

30	Maciej Lampe				6'11"				275 lbs.				F/C	Universidad Complutense (Spain)			
----	--------------	--	--	--	-------	--	--	--	----------	--	--	--	-----	---------------------------------	--	--	--

Acquired: From New York 1/5/04 with Antonio McDyess, Howard Easley, Charlie Ward, the draft rights to Milos Vujanic, two first-round draft picks and cash for Stephon Marbury, Anfernee Hardaway, Cezary Trybanski. **Departed:** To New Orleans 1/21/05 with Casey Jacobsen and Jackson Vroman for Jim Jackson and a 2005 2nd rd. pick (via Dallas).

YEAR	G	MIN	FGM	FGA	PCT	FTM	FTA	PCT	OR	DR	TR	AVG	AST	AVG	TO	STL	BLK	PTS	AVG
'03-04	21	10.7	43	88	.489	10	13	.769	9	35	44	2.1	9	0.4	15	3	3	96	4.6
'04-05	16	7.4	17	49	.347	8	12	.667	9	23	32	2.0	1	0.1	10	1	2	44	2.8
TOTALS	37	9.3	60	137	.438	18	25	.720	18	58	76	2.1	10	0.3	25	4	5	140	3.8

28	Andrew Lang				6'11"				250 lbs.				C	Arkansas			
----	-------------	--	--	--	-------	--	--	--	----------	--	--	--	---	----------	--	--	--

Acquired: 2nd rd., 1988 NBA Draft (28th Overall). **Departed:** To Philadelphia 6/17/92 with Jeff Hornacek and Tim Perry for Charles Barkley.

YEAR	G	MIN	FGM	FGA	PCT	FTM	FTA	PCT	OR	DR	TR	AVG	AST	AVG	TO	STL	BLK	PTS	AVG
'88-89	62	8.5	60	117	.513	39	60	.650	54	93	147	2.4	9	0.1	28	17	48	159	2.6
'89-90	74	13.7	97	174	.557	64	98	.653	83	188	271	3.7	21	0.3	41	22	133	258	3.5
'90-91	63	18.3	109	189	.577	93	130	.715	113	190	303	4.8	27	0.4	45	17	127	311	4.9
'91-92	81	24.3	248	475	.522	126	164	.768	170	376	546	6.7	43	0.5	87	48	201	622	7.7
TOTALS	280	16.7	514	955	.538	322	452	.712	420	847	1267	4.5	100	0.4	201	104	509	1350	4.8

PLAYOFFS

YEAR	G	MIN	FGM	FGA	PCT	FTM	FTA	PCT	OR	DR	TR	AVG	AST	AVG	TO	STL	BLK	PTS	AVG
'88-89	4	2.0	0	2	.000	0	0	.000	3	3	6	1.5	1	0.3	3	0	0	0	0.0
'89-90	12	7.8	6	9	.667	4	7	.571	4	16	20	1.7	2	0.2	5	3	10	16	1.3
'90-91	4	13.8	6	11	.545	14	17	.824	4	14	18	4.5	1	0.3	2	1	3	26	6.5
'91-92	8	24.0	15	40	.375	15	19	.789	15	17	32	4.0	2	0.3	8	3	15	45	5.6
TOTALS	28	12.5	27	62	.435	33	43	.767	26	50	76	2.7	6	0.2	18	7	28	87	3.1

21 Antonio Lang 6'8" 230 lbs. F Central Michigan

Acquired: 2nd rd., 1994 NBA Draft (29th Overall). Departed: To Cleveland 10/7/95 with Dan Majerle, 1st rd. pick for John "Hot Rod" Williams.

YEAR	G	MIN	FGM	FGA	PCT	FTM	FTA	PCT	OR	DR	TR	AVG	AST	AVG	TO	STL	BLK	PTS	AVG
94-95	12	53	4	10	.400	3	4	.750	3	1	4		1		0	2	5	11	0.9

14 Dan Langhi 6'11" 220 lbs. F Vanderbilt

Acquired: Signed as free agent 9/30/02. Departed: Contract expired on 6/30/03.

YEAR	G	MIN	FGM	FGA	PCT	FTM	FTA	PCT	OR	DR	TR	AVG	AST	AVG	TO	STL	BLK	PTS	AVG
02-03	60	9.0	81	202	.401	12	20	.730	19	68	87	1.5	21	0.4	16	15	6	183	3.1

43 David Lattin 6'7" 230 lbs. F Texas-El Paso

Acquired: 1968 NBA Expansion Draft from San Francisco. Departed: Waived 10/1/69.

YEAR	G	MIN	FGM	FGA	PCT	FTM	FTA	PCT	OR	DR	TR	AVG	AST	AVG	TO	STL	BLK	PTS	AVG
68-69	68	14.5	150	366	.410	109	172	.634	—	—	323	4.8	48	0.7	—	—	—	409	6.0

1 Dennis Layton 6'0" 180 lbs. G USC

Acquired: 3rd rd., 1971 NBA Draft (48th Overall). Departed: Waived 9/18/73.

YEAR	G	MIN	FGM	FGA	PCT	FTM	FTA	PCT	OR	DR	TR	AVG	AST	AVG	TO	STL	BLK	PTS	AVG
71-72	80	23.1	304	717	.424	122	165	.739	—	—	164	2.1	247	3.1	—	—	—	730	9.1
72-73	65	15.2	187	434	.431	90	119	.756	—	—	77	1.2	139	2.1	—	—	—	464	7.1
TOTALS	145	19.6	491	1151	.427	212	284	.746	—	—	241	1.7	386	2.7	—	—	—	1194	8.2

30 Ron Lee 6'4" 204 lbs. G Oregon

Acquired: 1st rd., 1976 NBA Draft (10th Overall). Departed: To New Orleans Jazz 1/12/79 with Marty Byrnes, two 1st rd. picks for Leonard "Truck" Robinson.

YEAR	G	MIN	FGM	FGA	PCT	FTM	FTA	PCT	OR	DR	TR	AVG	AST	AVG	TO	STL	BLK	PTS	AVG
76-77	82	22.5	347	786	.441	142	210	.676	49	200	249	3.6	263	3.2	—	156	33	836	10.2
77-78	82	23.5	417	950	.439	170	228	.746	95	159	254	3.1	305	3.7	221	225	17	1004	12.2
78-79	43	22.0	173	383	.452	74	104	.712	42	71	113	2.6	132	3.1	116	69	4	420	9.8
TOTALS	207	22.8	937	2119	.442	386	542	.712	186	430	616	3.0	700	3.4	337	450	54	2260	10.9

PLAYOFFS

77-78	2	20.5	5	16	.313	2	2	1.000	2	4	6	3.0	3	1.5	4	4	0	12	6.0
-------	---	------	---	----	------	---	---	-------	---	---	---	-----	---	-----	---	---	---	----	-----

23 Tim Legler 6'4" 195 lbs. G La Salle

Acquired: Signed as free agent 3/21/90. Departed: Second 10-day contract expired on 4/9/90.

YEAR	G	MIN	FGM	FGA	PCT	FTM	FTA	PCT	OR	DR	TR	AVG	AST	AVG	TO	STL	BLK	PTS	AVG
89-90	11	7.5	11	29	.379	6	6	1.000	4	4	8	0.7	6	0.5	—	2	0	28	2.5

2 Randy Livingston 6'5" 209 lbs. G Louisiana State

Acquired: Signed as free agent 5/2/99. Departed: Waived 8/31/00.

YEAR	G	MIN	FGM	FGA	PCT	FTM	FTA	PCT	OR	DR	TR	AVG	AST	AVG	TO	STL	BLK	PTS	AVG
89-99	1	22.0	5	8	.625	2	2	1.000	0	2	2	2.0	3	3.0	1	2	0	12	12.0
99-00	79	13.7	155	373	.416	52	62	.839	25	105	130	1.6	170	2.2	92	49	13	381	4.8
TOTALS	80	13.8	160	381	.420	54	64	.844	25	107	132	1.7	172	2.2	93	51	13	393	12.4

PLAYOFFS

98-99	3	8.0	6	15	.400	4	4	1.000	5	2	7	2.3	2	0.7	2	1	0	16	5.3
99-00	7	9.0	6	27	.222	0	0	—	2	5	7	1.0	4	0.6	4	4	1	14	2.0
TOTALS	10	8.7	12	42	.286	4	4	1.000	7	7	14	1.4	6	0.6	6	5	1	30	3.0

17 Horacio Llamas 6'11" 285 lbs. C Grand Canyon

Acquired: Signed as free agent 2/20/97. Departed: Contract expired on 6/30/99.

YEAR	G	MIN	FGM	FGA	PCT	FTM	FTA	PCT	OR	DR	TR	AVG	AST	AVG	TO	STL	BLK	PTS	AVG
96-97	20	5.1	15	28	.536	4	8	.500	4	14	18	0.9	4	0.2	11	10	5	34	1.7
97-98	8	5.3	8	21	.381	7	10	.700	4	14	18	2.3	1	0.1	9	1	3	24	3.0
98-99	— MISSED SEASON DUE TO FOOT INJURY —																		
TOTALS	28	5.1	23	49	.469	11	18	.611	8	28	36	1.3	5	0.2	20	11	8	58	2.1

51 Ian Lockhart 6'8" 240 lbs. F Tennessee

Acquired: Signed as free agent 3/21/90. Departed: Signed as free agent 8/6/91 by Cholet, France.

YEAR	G	MIN	FGM	FGA	PCT	FTM	FTA	PCT	OR	DR	TR	AVG	AST	AVG	TO	STL	BLK	PTS	AVG
90-91	1	2.0	1	1	1.000	2	2	1.000	0	0	0	0.0	0	0.0	—	0	0	4	4.0

13 Luc Longley 7'2" 260 lbs. C Australia

Acquired: From Chicago 1/23/99 for Mark Bryant, Martin Muirsepp, Bubba Wells and 1st rd. pick. Departed: To New York 9/20/00 for Chris Dudley, 1st rd. pick and cash in four-team trade with L.A. Lakers, Seattle.

YEAR	G	MIN	FGM	FGA	PCT	FTM	FTA	PCT	OR	DR	TR	AVG	AST	AVG	TO	STL	BLK	PTS	AVG
98-99	39	23.9	140	290	.483	59	76	.776	59	162	221	5.7	45	1.2	53	23	21	339	8.7
99-00	72	19.7	186	399	.466	80	97	.825	100	223	323	4.5	77	1.1	136	22	42	452	6.3
TOTALS	111	21.2	326	689	.473	139	173	.803	159	385	544	4.9	122	1.1	189	45	63	791	7.1

PLAYOFFS

98-99	3	17.0	2	12	.167	0	0	—	2	7	9	3.0	1	0.3	2	3	0	4	1.3
99-00	9	18.0	18	51	.333	2	3	.667	12	18	30	3.3	8	0.9	10	4	4	38	4.2
TOTALS	12	17.8	20	63	.317	2	3	.667	14	25	39	3.3	9	0.8	12	7	4	42	3.5

20 Maurice Lucas 6'9" 235 lbs. F Marquette

Acquired: From New York 7/7/82 for Leonard "Truck" Robinson. Departed: To L.A. Lakers 8/19/85 for two 2nd rd. picks.

YEAR	G	MIN	FGM	FGA	PCT	FTM	FTA	PCT	OR	DR	TR	AVG	AST	AVG	TO	STL	BLK	PTS	AVG
'82-83	77	33.6	495	1045	.474	278	356	.781	201	598	799	10.4	219	2.8	221	56	43	1269	16.5
'83-84	75	30.8	451	908	.497	293	383	.765	208	517	725	9.7	203	2.7	177	55	39	1195	15.9
'84-85	63	26.5	346	727	.476	150	200	.750	138	419	557	8.8	145	2.3	151	39	17	842	13.4
TOTALS	215	30.5	1292	2680	.482	721	939	.768	547	1534	2081	9.7	567	2.6	549	150	99	3306	15.4

PLAYOFFS

'82-83	2	28.5	12	21	.571	2	4	.500	5	7	12	6.0	8	4.0	4	3	0	26	13.0
'83-84	17	33.5	116	227	.511	63	78	.808	42	127	169	9.9	61	3.6	29	12	8	295	17.4
'84-85	3	28.0	22	47	.468	15	19	.789	12	21	33	11.0	10	3.3	8	2	2	59	19.7
TOTALS	22	32.3	150	295	.508	80	101	.792	59	155	214	9.7	79	3.6	41	17	10	380	17.3

10 Phil Lumpkin 6'0" 167 lbs. G Miami (Ohio)

Acquired: From Portland 6/9/75 for 2nd rd. pick. Departed: Waived 10/15/76.

YEAR	G	MIN	FGM	FGA	PCT	FTM	FTA	PCT	OR	DR	TR	AVG	AST	AVG	TO	STL	BLK	PTS	AVG
'75-76	34	10.9	22	65	.338	26	30	.867	7	16	23	0.7	48	1.4	—	15	0	70	2.1

PLAYOFFS

'75-76	17	8.0	10	30	.333	11	14	.786	5	8	13	0.8	21	1.2	—	2	0	31	1.8
--------	----	-----	----	----	------	----	----	------	---	---	----	-----	----	-----	---	---	---	----	-----

27 Malcolm Mackey 6'9" 248 lbs. F Georgia Tech

Acquired: 1st rd., 1993 NBA Draft (27th Overall). Departed: Waived 11/2/94.

YEAR	G	MIN	FGM	FGA	PCT	FTM	FTA	PCT	OR	DR	TR	AVG	AST	AVG	TO	STL	BLK	PTS	AVG
'93-94	22	3.1	14	37	.378	4	8	.500	12	12	24	1.1	1	.04	2	0	3	32	1.5

25 Don MacLean 6'10" 235 lbs. F UCLA

Acquired: Signed as free agent 3/13/00. Departed: Contract expired on 6/30/00.

YEAR	G	MIN	FGM	FGA	PCT	FTM	FTA	PCT	OR	DR	TR	AVG	AST	AVG	TO	STL	BLK	PTS	AVG
'99-00	16	8.9	18	49	.367	4	6	.667	6	17	23	1.4	8	0.5	8	2	1	42	2.6

4 Kyle Macy 6'3" 195 lbs. G Kentucky

Acquired: 1st rd., 1979 NBA Draft (22nd Overall). Departed: Signed as free agent by Chicago 10/4/85; Suns waived right of first refusal for two 2nd rd. picks.

YEAR	G	MIN	FGM	FGA	PCT	FTM	FTA	PCT	OR	DR	TR	AVG	AST	AVG	TO	STL	BLK	PTS	AVG
'80-81	82	17.9	272	532	.511	107	119	.899	44	88	132	1.6	160	2.0	95	76	5	663	8.1
'81-82	82	34.7	486	945	.514	152	169	.899	78	183	261	3.2	384	4.7	125	143	9	1163	14.2
'82-83	82	22.4	328	634	.517	129	148	.872	41	124	165	2.0	278	3.4	90	64	8	808	9.9
'83-84	82	29.3	357	713	.501	95	114	.833	49	137	186	2.3	353	4.3	116	123	6	832	10.1
'84-85	65	31.0	282	582	.485	127	140	.907	33	146	179	2.8	380	5.8	111	85	3	714	11.0
TOTALS	393	26.9	1725	3406	.506	610	690	.884	245	678	923	2.3	1555	4.0	537	491	31	4180	10.6

PLAYOFFS

'80-81	7	14.6	19	36	.528	7	7	1.000	2	11	13	1.9	11	1.6	7	5	0	49	7.0
'81-82	7	34.7	38	89	.427	15	16	.938	11	11	22	3.1	28	4.0	13	7	1	95	13.6
'82-83	3	24.0	15	35	.429	5	7	.714	2	6	8	2.7	9	3.0	1	1	0	35	11.7
'83-84	17	36.5	77	157	.490	12	16	.750	14	40	54	3.2	98	5.8	25	22	2	176	10.4
'84-85	3	28.3	13	26	.500	4	5	.800	3	5	8	2.7	9	3.0	6	6	0	31	10.3
TOTALS	37	30.3	162	343	.472	43	51	.843	32	73	105	2.8	155	4.2	52	41	3	386	10.4

9 Dan Majerle 6'6" 220 lbs. G/F Central Michigan

Acquired: 1st rd., 1988 NBA Draft (14th Overall); Signed as free agent 7/19/01. Departed: To Cleveland 10/7/95 with Antonio Lang, 1st rd. pick for John "Hot Rod" Williams; Retired after 2001-02 season.

YEAR	G	MIN	FGM	FGA	PCT	FTM	FTA	PCT	OR	DR	TR	AVG	AST	AVG	TO	STL	BLK	PTS	AVG
'88-89	54	25.5	181	432	.419	78	127	.614	62	147	209	3.9	130	2.4	63	14	48	467	8.6
'89-90	73	30.7	296	698	.424	198	260	.762	144	286	430	5.9	188	2.6	100	32	82	809	11.1
'90-91	77	29.6	397	821	.484	227	298	.762	168	250	418	5.4	216	2.8	106	40	114	1051	13.6
'91-92	82	34.8	551	1153	.478	229	303	.756	148	335	483	5.9	274	3.3	131	43	101	1418	17.3
'92-93	82	39.0	509	1096	.464	203	261	.778	120	263	383	4.7	311	3.8	138	33	133	1388	16.9
'93-94	80	40.0	476	1138	.418	176	238	.739	120	229	349	4.4	275	3.4	129	43	137	1320	16.5
'94-95	82	37.7	438	1031	.425	206	282	.730	104	271	375	4.6	340	4.1	96	38	105	1281	15.6
'01-02	65	18.2	99	289	.343	23	39	.590	28	148	176	2.7	90	1.4	35	48	15	300	4.6
TOTALS	595	32.6	2947	6658	.443	1340	1808	.741	894	1929	2823	4.7	1824	3.1	798	811	258	8034	13.5

PLAYOFFS

'88-89	12	34.4	63	144	.438	38	48	.792	22	35	57	4.8	14	1.2	13	4	15	172	14.3
'89-90	16	29.9	73	150	.487	51	65	.785	30	51	81	5.1	34	2.1	20	2	18	201	12.6
'90-91	4	27.5	12	32	.375	14	19	.737	6	9	15	3.8	7	1.8	5	1	2	42	10.5
'91-92	7	38.0	48	111	.432	25	26	.962	13	31	44	6.3	20	2.9	10	0	9	130	18.6
'92-93	24	44.6	134	311	.431	48	69	.696	29	111	140	5.8	88	3.7	33	28	32	370	15.4
'93-94	10	41.0	46	127	.362	11	16	.688	15	28	43	4.3	24	2.4	11	4	10	123	12.3
'94-95	10	30.7	27	73	.370	12	17	.706	8	23	31	3.1	17	1.7	14	3	9	82	8.2
TOTALS	83	36.1	403	948	.425	199	260	.765	123	288	411	5.0	204	2.5	106	42	95	1120	13.5

15 Danny Manning 6'10" 244 lbs. F Kansas

Acquired: Signed as free agent 9/8/94. **Departed:** To Orlando 8/5/99 with Pat Garrity and two 1st rd. picks for Anfernee "Penny" Hardaway.

YEAR	G	MIN	FGM	FGA	PCT	FTM	FTA	PCT	OR	DR	TR	AVG	AST	AVG	TO	STL	BLK	PTS	AVG
'94-95	46	1510	340	622	.547	136	202	.673	97	179	276	6.0	154	3.3	121	41	57	822	17.9
'95-96	33	1816	178	388	.459	82	109	.752	30	113	143	4.3	65	2.0	77	38	24	441	13.4
'96-97	77	2134	426	795	.536	181	251	.721	137	332	469	6.1	173	2.2	161	81	74	1040	13.5
'97-98	70	1794	390	756	.516	167	226	.739	110	282	392	5.6	139	2.0	100	71	46	947	13.5
'98-99	50	1184	187	386	.484	78	112	.696	62	157	219	4.4	113	2.3	69	36	38	453	9.1
TOTALS	276	7438	1521	2947	.516	644	900	.716	436	1063	1499	5.4	644	2.3	267	239	528	3703	13.4

PLAYOFFS

'95-96	4	22.5	22	48	.458	5	8	.625	4	7	11	2.8	5	1.3	6	4	1	49	12.3
'96-97	5	23.2	26	45	.578	14	15	.933	4	26	30	6.0	7	1.4	8	4	7	66	13.2
'98-99	3	26.3	14	24	.583	10	13	.769	0	5	5	1.7	6	2.0	3	4	0	38	12.7
TOTALS	12	23.8	62	118	.525	29	36	.806	8	38	46	3.8	18	1.5	17	12	8	115	12.8

3 Stephon Marbury 6'2" 205 lbs. G Georgia Tech

Acquired: From New Jersey 7/18/01 with Soumaila Samake, Johnny Newman for Jason Kidd, Chris Dudley. **Departed:** To New York 1/5/04 with Anfernee Hardaway, Cezary Trybanski for Antonio McDyess, Howard Eisley, Charlie Ward, Maciej Lampe, the draft rights to Milos Vujanovic, two future 1st rd. picks and cash.

YEAR	G	MIN	FGM	FGA	PCT	FTM	FTA	PCT	OR	DR	TR	AVG	AST	AVG	TO	STL	BLK	PTS	AVG
'01-02	82	38.9	625	1413	.442	353	452	.781	75	191	266	3.2	666	8.1	284	77	13	1674	20.4
'02-03	81	40.0	671	1530	.439	375	467	.803	53	210	263	3.2	654	8.1	263	108	20	1806	22.3
'03-04	34	41.6	262	606	.432	147	185	.795	19	98	117	3.4	281	8.3	97	64	5	708	20.8
TOTALS	197	39.8	1558	3549	.439	875	1104	.793	147	399	646	3.3	1601	8.1	644	249	38	4188	21.3

PLAYOFFS

'02-03	6	45.3	51	136	.375	25	33	.758	6	18	24	4.0	34	5.7	623	7	0	132	22.0
--------	---	------	----	-----	------	----	----	------	---	----	----	-----	----	-----	-----	---	---	-----	------

31 Shawn Marion 6'7" 228 lbs. F Nevada-Las Vegas

Acquired: 1st Rd. (9th overall) 1999 NBA Draft. **Departed:** To Miami 2/6/08 with Marcus Bank for Shaquille O'Neal.

YEAR	G	MIN	FGM	FGA	PCT	FTM	FTA	PCT	OR	DR	TR	AVG	AST	AVG	TO	STL	BLK	PTS	AVG
'99-00	51	24.7	222	471	.471	12	85	.847	105	227	332	6.5	69	1.4	51	38	53	520	10.2
'00-01	79	36.2	557	1160	.480	234	289	.810	220	628	848	10.7	160	2.0	129	132	108	1369	17.3
'01-02	81	38.4	654	1395	.469	191	226	.845	211	592	803	9.9	162	2.0	144	149	86	1547	19.1
'02-03	81	41.6	662	1466	.452	251	295	.851	199	574	773	9.5	198	2.4	157	185	95	1716	21.2
'03-04	79	40.7	590	1341	.440	228	268	.851	212	525	737	9.3	214	2.7	156	167	104	1498	19.0
'04-05	81	38.8	613	1289	.476	229	275	.833	235	680	915	11.3	154	1.9	125	163	119	1569	19.4
'05-06	81	40.3	716	1365	.525	241	298	.809	249	710	959	11.8	143	1.8	125	160	137	1769	21.8
'06-07	80	37.6	561	1071	.524	201	248	.810	172	613	785	9.8	134	1.7	114	156	122	1403	17.5
'07-08	47	36.4	304	578	.526	77	108	.713	86	378	464	9.9	98	2.1	49	95	70	743	15.8
TOTALS	660	37.8	4879	10136	.481	1724	2092	.824	1689	4927	6616	10.0	1332	2.0	1050	1245	894	12134	18.4

PLAYOFFS

'99-00	9	31.2	36	86	.419	9	11	.818	21	58	79	8.8	7	0.8	7	6	14	82	9.1
'00-01	4	34.8	23	62	.371	12	14	.857	10	23	33	8.3	3	0.8	6	6	6	59	14.8
'02-03	6	47.0	40	10	.374	22	26	.846	21	49	70	11.7	12	2.0	13	11	11	111	18.5
'04-05	15	42.3	108	223	.484	30	39	.769	46	131	177	11.8	23	1.5	21	21	26	264	17.6
'05-06	20	42.5	163	333	.489	59	67	.881	57	176	233	11.7	31	1.6	22	37	23	407	20.4
'06-07	11	41.4	76	152	.500	22	33	.667	27	87	114	10.4	13	1.2	12	16	19	186	16.9
TOTALS	65	40.6	446	963	.463	154	190	.811	182	524	706	10.9	89	1.4	81	97	99	1109	17.1

4 Sean Marks 6'10" 250 lbs. F/C California

Acquired: Signed as free agent 11/27/84. **Departed:** Contract expired on 6/30/08.

YEAR	G	MIN	FGM	FGA	PCT	FTM	FTA	PCT	OR	DR	TR	AVG	AST	AVG	TO	STL	BLK	PTS	AVG
'06-07	3	5.7	2	6	.333	2	2	1.000	0	3	3	1.0	0	0.0	0	0	1	6	2.0
'07-08	19	6.8	23	43	.535	12	19	.632	9	27	36	1.9	4	0.2	8	3	10	59	3.1
TOTALS	22	6.7	25	49	.510	14	21	.667	9	30	39	1.8	4	0.2	8	3	11	65	3.0

PLAYOFFS

'07-08	1	3.0	0	0	—	0	0	—	0	0	0	0.0	0	0.0	0	0	0	0	0.0
--------	---	-----	---	---	---	---	---	---	---	---	---	-----	---	-----	---	---	---	---	-----

26 Bill Martin 6'7" 205 lbs. F Georgetown

Acquired: Signed as free agent 6/11/87. **Departed:** Waived 12/26/87.

YEAR	G	MIN	FGM	FGA	PCT	FTM	FTA	PCT	OR	DR	TR	AVG	AST	AVG	TO	STL	BLK	PTS	AVG
'87-88	10	10.1	16	51	.314	8	13	.615	9	18	27	2.7	6	0.6	9	5	0	40	4.0

0 Walter McCarty 6'10" 230 lbs. F Kentucky

Acquired: From Boston 2/8/05 for 2005 2nd rd. pick (via Golden State). **Departed:** Contract expired 6/30/05.

YEAR	G	MIN	FGM	FGA	PCT	FTM	FTA	PCT	OR	DR	TR	AVG	AST	AVG	TO	STL	BLK	PTS	AVG
'04-05	28	12.6	33	85	.388	7	14	.500	8	53	61	2.2	11	0.4	19	10	6	98	3.5

PLAYOFFS

'04-05	8	6.9	2	9	.222	0	2	.000	0	6	6	0.8	3	0.4	1	2	2	6	0.8
--------	---	-----	---	---	------	---	---	------	---	---	---	-----	---	-----	---	---	---	---	-----

12 Ted McClain 6'3" 185 lbs. G Tennessee State

Acquired: Signed as free agent 1/15/79. **Departed:** Waived 9/4/79.

YEAR	G	MIN	FGM	FGA	PCT	FTM	FTA	PCT	OR	DR	TR	AVG	AST	AVG	TO	STL	BLK	PTS	AVG
'78-79	36	12.9	62	132	.470	42	46	.913	25	44	69	1.9	60	1.7	54	19	0	166	4.6

PLAYOFFS

'78-79	14	7.4	15	34	.441	13	16	.813	5	11	16	1.1	13	0.9	16	6	0	43	3.1
--------	----	-----	----	----	------	----	----	------	---	----	----	-----	----	-----	----	---	---	----	-----

21 George McCloud 6'8" 225 lbs. F Florida State

Acquired: Signed as free agent 8/27/97. Departed: Contract expired on 6/30/99.

YEAR	G	MIN	FGM	FGA	PCT	FTM	FTA	PCT	OR	DR	TR	AVG	AST	AVG	TO	STL	BLK	PTS	AVG
'97-98	63	19.3	173	427	.405	39	51	.765	45	173	218	3.5	84	1.3	63	54	13	456	7.2
'98-99	48	25.9	142	324	.438	75	87	.862	34	128	162	3.4	79	1.6	49	45	14	428	8.9
TOTALS	111	22.1	315	751	.419	114	138	.826	79	301	380	3.4	163	1.5	102	99	27	884	8.0

PLAYOFFS

YEAR	G	MIN	FGM	FGA	PCT	FTM	FTA	PCT	OR	DR	TR	AVG	AST	AVG	TO	STL	BLK	PTS	AVG
'97-98	4	31.5	21	41	.512	3	4	.750	2	17	19	4.8	8	2.0	6	1	1	57	14.3
'98-99	3	26.7	13	30	.433	7	10	.700	2	11	13	4.3	2	0.7	3	5	0	42	14.0
TOTALS	7	29.4	34	71	.479	10	14	.714	4	28	32	4.6	10	1.4	9	6	1	99	14.1

8 John McCullough 6'4" 195 lbs. G Oklahoma

Acquired: Signed as free agent 10/26/81. Departed: Waived 12/18/81.

YEAR	G	MIN	FGM	FGA	PCT	FTM	FTA	PCT	OR	DR	TR	AVG	AST	AVG	TO	STL	BLK	PTS	AVG
'81-82	8	2.9	9	13	.692	3	5	.600	1	3	4	0.5	3	0.4	3	2	0	21	2.6

35 Xavier McDaniel 6'8" 205 lbs. F Wichita State

Acquired: From Seattle 12/7/90 for Eddie Johnson, two 1st rd. picks. Departed: To New York 10/1/91 for Trent Tucker, Jerrod Mustaf and two 2nd rd. picks.

YEAR	G	MIN	FGM	FGA	PCT	FTM	FTA	PCT	OR	DR	TR	AVG	AST	AVG	TO	STL	BLK	PTS	AVG
'90-91	66	31.9	451	896	.503	144	198	.727	137	339	476	7.2	149	2.3	144	50	42	1046	15.8

PLAYOFFS

YEAR	G	MIN	FGM	FGA	PCT	FTM	FTA	PCT	OR	DR	TR	AVG	AST	AVG	TO	STL	BLK	PTS	AVG
'90-91	4	25.3	17	41	.415	4	6	.667	4	11	15	3.8	5	1.3	10	0	2	38	9.5

34/14 Antonio McDyess 6'9" 220 lbs. F Alabama

Acquired: From Denver 10/1/97 in three-team deal. Suns sent Wesley Person & Tony Dumas to Cleveland & four draft picks to Denver: two 1st rd. picks (their own in 1998 & Milwaukee's in either 1998 or 1999) & two 2nd rd. picks (2000 & 2002). Cleveland also sent a 1st rd. pick to Denver; From New York 1/5/04 with Howard Eisley, Charlie Ward, Maciej Lampe, draft rights to Milos Vujanic, two future 1st rd. picks, cash for Stephen Marbury, Anfernee Hardaway, Cezary Trybanski. Departed: Contract expired on 6/30/98. Contract expired on 6/30/04.

YEAR	G	MIN	FGM	FGA	PCT	FTM	FTA	PCT	OR	DR	TR	AVG	AST	AVG	TO	STL	BLK	PTS	AVG
'97-98	81	30.1	497	927	.536	231	329	.702	206	407	613	7.6	106	1.3	142	100	135	1225	15.1
'03-04	24	21.1	61	126	.484	16	31	.516	39	99	138	5.8	16	0.7	30	25	13	138	5.8
TOTALS	105	28.1	558	1053	.525	247	360	.686	245	506	751	7.2	122	1.2	172	125	148	1363	13.0

PLAYOFFS

YEAR	G	MIN	FGM	FGA	PCT	FTM	FTA	PCT	OR	DR	TR	AVG	AST	AVG	TO	STL	BLK	PTS	AVG
'97-98	4	36.8	31	65	.477	9	14	.643	18	35	53	13.3	4	1.0	5	2	6	71	17.8

40 Mike McGee 6'5" 207 lbs. G Michigan

Acquired: Signed as free agent 3/26/90. Departed: Waived 7/1/90.

YEAR	G	MIN	FGM	FGA	PCT	FTM	FTA	PCT	OR	DR	TR	AVG	AST	AVG	TO	STL	BLK	PTS	AVG
'89-90	14	20.0	42	87	.483	10	21	.476	11	25	36	2.6	16	1.1	14	8	1	102	7.3

PLAYOFFS

YEAR	G	MIN	FGM	FGA	PCT	FTM	FTA	PCT	OR	DR	TR	AVG	AST	AVG	TO	STL	BLK	PTS	AVG
'89-90	10	4.4	7	20	.350	1	4	.250	1	3	4	0.4	2	0.2	—	1	1	18	1.8

40 Stan McKenzie 6'5" 195 lbs. G New York U.

Acquired: 1968 NBA Expansion Draft from Baltimore. Departed: 1970 NBA Expansion Draft by Portland.

YEAR	G	MIN	FGM	FGA	PCT	FTM	FTA	PCT	OR	DR	TR	AVG	AST	AVG	TO	STL	BLK	PTS	AVG
'68-69	80	19.6	264	618	.427	219	287	.763	—	—	251	3.1	123	1.5	—	—	—	747	9.3
'69-70	58	9.1	81	206	.393	58	73	.795	—	—	93	1.6	52	0.9	—	—	—	220	3.8
TOTALS	138	15.2	345	824	.419	277	360	.769	—	—	344	2.5	175	1.3	—	—	—	967	7.0

PLAYOFFS

YEAR	G	MIN	FGM	FGA	PCT	FTM	FTA	PCT	OR	DR	TR	AVG	AST	AVG	TO	STL	BLK	PTS	AVG
'69-70	7	10.1	8	29	.276	4	5	.800	—	—	9	1.3	3	0.4	—	—	—	20	2.9

34 McCoy McLemore 6'7" 235 lbs. F Drake

Acquired: 1968 NBA Expansion Draft from Chicago. Departed: To Detroit 12/17/68 for Jim Fox & 3rd rd. pick.

YEAR	G	MIN	FGM	FGA	PCT	FTM	FTA	PCT	OR	DR	TR	AVG	AST	AVG	TO	STL	BLK	PTS	AVG
'68-69	31	22.9	141	366	.385	85	110	.773	—	—	168	5.4	50	1.6	—	—	—	367	11.8

23 Paul McPherson 6'2" 225 lbs. G DePaul

Acquired: Signed as free agent 8/23/00. Departed: To Golden State 1/26/01 with Corie Blount, Ruben Garces for Vinny Del Negro.

YEAR	G	MIN	FGM	FGA	PCT	FTM	FTA	PCT	OR	DR	TR	AVG	AST	AVG	TO	STL	BLK	PTS	AVG
'00-01	33	9.3	47	96	.490	18	24	.750	20	28	48	1.5	64	0.5	23	12	3	112	3.4

25 Gary Melchionni 6'3" 185 lbs. G Duke

Acquired: 2nd rd., 1973 NBA Draft (38th Overall). Departed: Waived 10/24/75.

YEAR	G	MIN	FGM	FGA	PCT	FTM	FTA	PCT	OR	DR	TR	AVG	AST	AVG	TO	STL	BLK	PTS	AVG
'73-74	69	18.1	202	439	.460	92	107	.860	46	96	142	2.1	142	2.1	—	41	9	496	7.2
'74-75	68	22.5	232	539	.430	114	141	.809	45	142	187	2.8	156	2.3	—	48	12	578	8.5
TOTALS	137	20.3	434	978	.443	206	248	.831	91	238	329	2.4	298	2.2	—	89	21	1074	7.8

40 Loren Meyer 6'10" 260 lbs. F Iowa State

Acquired: From Dallas 12/26/96 with Jason Kidd, Tony Dumas for Sam Cassell, Michael Finley, A.C. Green, 2nd rd. pick. Departed: Contract expired on 6/30/98.

YEAR	G	MIN	FGM	FGA	PCT	FTM	FTA	PCT	OR	DR	TR	AVG	AST	AVG	TO	STL	BLK	PTS	AVG
'96-97	54	13.1	108	244	.443	46	64	.719	53	92	145	2.7	19	0.4	62	11	15	266	4.9

20	Marko Milic				6'6"				235 lbs.				G/F		Smelt Olimpija				
Acquired: From Philadelphia 11/21/97 for Tom Chambers. Departed: Contract expired on 6/30/99.																			
YEAR	G	MIN	FGM	FGA	PCT	FTM	FTA	PCT	OR	DR	TR	AVG	AST	AVG	TO	STL	BLK	PTS	AVG
'97-98	33	4.9	39	64	.609	11	17	.647	10	15	25	0.8	12	0.4	21	10	0	92	2.8
'98-99	11	4.8	8	20	.400	0	0	—	3	2	5	0.5	2	0.2	6	3	1	16	1.5
TOTALS	44	4.8	47	84	.560	11	17	.647	13	17	30	0.7	14	0.3	27	13	1	108	2.5
PLAYOFFS																			
'97-98	2	2.0	2	3	.667	0	0	—	0	1	1	0.5	0	—	0	1	0	4	2.0
8	Oliver Miller				6'9"				315 lbs.				C		Arkansas				
Acquired: 1st rd., 1992 NBA Draft (22nd Overall); Signed as free agent 8/1/99. Departed: Signed as free agent 9/20/94 by Detroit; Contract expired on 6/30/00.																			
YEAR	G	MIN	FGM	FGA	PCT	FTM	FTA	PCT	OR	DR	TR	AVG	AST	AVG	TO	STL	BLK	PTS	AVG
'92-93	56	19.0	121	255	.475	71	100	.710	70	205	275	4.9	118	2.1	108	38	100	313	5.6
'93-94	69	25.9	277	455	.609	80	137	.584	140	336	476	6.9	244	3.5	164	83	156	636	9.2
'99-00	51	21.3	137	233	.588	49	73	.671	87	174	261	5.1	68	1.3	74	42	80	323	6.3
TOTALS	176	22.4	535	943	.567	200	310	.645	297	715	1012	5.8	430	2.4	272	163	336	1272	7.2
PLAYOFFS																			
'92-93	24	21.4	71	121	.587	31	55	.564	33	91	124	5.2	51	2.1	42	21	59	173	7.2
'93-94	10	14.6	16	27	.593	3	7	.429	14	30	44	4.4	13	1.3	13	6	12	35	3.5
'99-00	7	5.3	2	9	.222	2	4	.500	2	6	8	1.1	1	0.1	2	0	2	6	0.9
TOTALS	41	16.7	89	157	.567	36	66	.545	49	127	156	3.8	65	1.6	57	27	73	214	5.2
34	Otto Moore				6'11"				220 lbs.				F		Pan American				
Acquired: From Detroit 4/12/71 for future considerations. Departed: To Houston 4/7/72 for 1st rd. pick.																			
YEAR	G	MIN	FGM	FGA	PCT	FTM	FTA	PCT	OR	DR	TR	AVG	AST	AVG	TO	STL	BLK	PTS	AVG
'71-72	81	1624	260	597	.436	94	156	.603	—	—	540	6.7	88	1.1	—	—	—	614	7.6
53	Ron Moore				6'10"				245 lbs.				F		West Virginia State				
Acquired: From Detroit 2/24/88 with 2nd rd. pick for James Edwards. Departed: Contract expired on 8/29/88.																			
YEAR	G	MIN	FGM	FGA	PCT	FTM	FTA	PCT	OR	DR	TR	AVG	AST	AVG	TO	STL	BLK	PTS	AVG
'87-88	5	6.8	5	16	.313	4	4	1.000	0	6	6	1.2	0	0.0	1	3	0	14	2.8
34	Chris Morris				6'8"				228 lbs.				F		Auburn				
Acquired: Signed as free agent 2/3/99. Departed: Contract expired on 6/30/99.																			
YEAR	G	MIN	FGM	FGA	PCT	FTM	FTA	PCT	OR	DR	TR	AVG	AST	AVG	TO	STL	BLK	PTS	AVG
'98-99	44	12.2	64	149	.430	40	46	.870	54	67	121	2.8	23	0.5	21	16	11	184	4.2
PLAYOFFS																			
'98-99	1	10.0	2	2	1.000	0	2	.000	0	1	1	1.0	0	0.0	0	0	0	5	5.0
32	Mike Morrison				6'4"				195 lbs.				G		Loyola (Md.)				
Acquired: 2nd rd., 1989 NBA Draft (51st Overall). Departed: To Washington 9/28/90 for 2nd rd. pick.																			
YEAR	G	MIN	FGM	FGA	PCT	FTM	FTA	PCT	OR	DR	TR	AVG	AST	AVG	TO	STL	BLK	PTS	AVG
'89-90	36	4.3	23	68	.338	24	30	.800	7	13	20	0.6	11	0.3	23	2	0	72	2.0
0	Jerrod Mustaf				6'10"				245 lbs.				F		Maryland				
Acquired: From NY 10/1/91 with Trent Tucker & two 2nd rd. picks for Xavier McDaniel. Departed: Waived 9/15/94.																			
YEAR	G	MIN	FGM	FGA	PCT	FTM	FTA	PCT	OR	DR	TR	AVG	AST	AVG	TO	STL	BLK	PTS	AVG
'91-92	52	10.5	92	193	.477	49	71	.690	45	100	145	2.8	45	0.9	51	21	16	233	4.5
'92-93	32	10.5	57	130	.438	33	53	.623	29	54	83	2.6	10	0.3	22	14	11	147	4.6
'93-94	33	5.9	30	84	.357	13	22	.591	20	35	55	1.7	8	0.2	10	4	5	73	2.2
TOTALS	117	9.2	179	407	.439	95	146	.651	94	189	283	2.4	63	0.5	83	39	32	453	3.9
PLAYOFFS																			
'92-93	7	1.4	3	5	.600	0	0	—	0	2	2	0.3	0	—	0	0	1	6	0.9
22	Larry Nance				6'10"				217 lbs.				F		Clemson				
Acquired: 1st rd., 1981 NBA Draft (20th Overall). Departed: To Cleveland 2/25/88 with Mike Sanders and Detroit's 1st rd. pick for Kevin Johnson, Mark West, Cleveland's 1st & 2nd rd. picks and Lakers' 2nd rd. pick.																			
YEAR	G	MIN	FGM	FGA	PCT	FTM	FTA	PCT	OR	DR	TR	AVG	AST	AVG	TO	STL	BLK	PTS	AVG
'81-82	80	14.8	227	436	.521	75	117	.641	95	161	256	3.2	82	1.0	104	42	71	529	6.6
'82-83	82	35.5	588	1069	.550	193	287	.672	239	471	710	8.7	197	2.4	190	99	217	1370	16.7
'83-84	82	35.4	601	1044	.576	249	352	.707	227	451	678	8.3	214	2.6	177	86	173	1451	17.7
'84-85	61	36.1	515	877	.587	180	254	.709	195	341	536	8.8	159	2.6	136	88	104	1211	19.9
'85-86	73	34.0	582	1001	.581	310	444	.698	169	449	618	8.5	240	3.3	210	70	130	1474	20.2
'86-87	69	37.2	585	1062	.551	381	493	.773	188	411	599	8.7	233	3.4	149	86	148	1552	22.5
'87-88	40	36.9	327	616	.531	187	249	.751	119	275	394	9.9	123	3.1	106	45	96	843	21.1
TOTALS	487	32.3	3425	6105	.561	1575	2196	.717	1232	2559	3791	7.8	1248	2.6	1072	516	939	8430	17.3
PLAYOFFS																			
'81-82	7	18.3	25	41	.610	4	8	.500	13	19	32	4.6	7	1.0	12	10	11	54	7.7
'82-83	3	34.3	14	35	.400	8	10	.800	10	15	25	8.3	3	1.0	6	3	6	36	12.0
'83-84	17	37.2	118	200	.590	51	76	.671	51	97	148	8.7	40	2.4	31	16	34	287	16.9
TOTALS	27	32.0	157	276	.569	63	94	.670	74	131	205	7.6	50	1.9	49	29	51	377	14.0

45	Ed Nealy										6'7"		240 lbs.		F	Kansas State						
Acquired: From Chicago 12/14/88 with 2nd rd. pick for Craig Hodges. Departed: Waived 11/5/92.																						
YEAR	G	MIN	FGM	FGA	PCT	FTM	FTA	PCT	OR	DR	TR	AVG	AST	AVG	TO	STL	BLK	PTS	AVG			
'88-89	30	5.5	8	29	.276	3	7	.429	18	37	55	1.8	8	0.3	6	4	0	19	0.6			
'90-91	55	10.4	45	97	.464	28	38	.737	44	107	151	2.7	36	0.7	19	24	4	123	2.2			
'91-92	52	9.7	62	121	.512	16	24	.667	25	86	111	2.1	37	0.7	17	16	2	160	3.1			
TOTALS	137	9.1	115	247	.466	47	69	.681	87	230	317	2.3	81	0.6	42	44	6	302	2.2			

PLAYOFFS

'88-89	4	1.5	1	3	.333	0	0	.000	1	2	3	0.8	0	0.0	0	0	0	2	0.5
'90-91	2	10.0	1	5	.200	0	0	.000	2	3	5	2.5	0	0.0	1	0	0	2	1.0
'91-92	8	8.4	7	18	.389	4	4	1.00	4	14	18	2.3	4	0.5	0	3	0	23	2.9
TOTALS	14	3.1	9	26	.346	4	4	1.00	7	19	26	1.9	4	0.3	1	3	0	27	1.9

40	Mike Niles					6'6"			225 lbs.		F	Cal-State Fullerton								
Acquired: Signed as free agent 7/8/80.											Departed: Waived 6/18/81.									
YEAR	G	MIN	FGM	FGA	PCT	FTM	FTA	PCT	OR	DR	TR	AVG	AST	AVG	TO	STL	BLK	PTS	AVG	
'80-81	44	5.3	48	138	.348	17	37	.459	26	32	58	1.3	15	0.3	25	8	1	115	2.6	
PLAYOFFS																				
'80-81	2	2.0	0	5	.000	0	0	.000	0	0	0	0.0	0	0.0	0	1	0	0	0.0	

11	Jimmy Oliver					6'5"		208 lbs.		G	Purdue									
Acquired: Signed as free agent 4/1/99. Departed: Waived 4/7/99.																				
YEAR	G	MIN	FGM	FGA	PCT	FTM	FTA	PCT	OR	DR	TR	AVG	AST	AVG	TO	STL	BLK	PTS	AVG	
'98-99	2	5.5	1	3	.333	0	0	—	0	0	0	0.0	0	0.0	0	0	0	3	1.5	

32	Shaquille O'Neal										7'1"		325 lbs.		C	Louisiana State									
Acquired: From Miami 2/6/08 in exchange for Shawn Marion and Marcus Banks.																									
Departed: To Cleveland 6/25/09 for Ben Wallace, Sasha Pavlovic, a future conditional second-round pick and cash considerations.																									
YEAR	G	MIN	FGM	FGA	PCT	FTM	FTA	PCT	OR	DR	TR	AVG	AST	AVG	TO	STL	BLK	PTS	AVG						
'07-08	28	28.7	140	229	.611	82	160	.512	67	229	296	10.6	48	1.7	83	13	34	362	12.9						
'08-09	75	30.0	512	841	.609	309	519	.595	187	446	633	8.4	126	1.7	168	49	108	1333	17.8						
TOTALS	103	29.7	652	1070	.609	391	679	.576	254	675	929	9.2	174	1.7	251	62	142	1695	16.5						
PLAYOFFS																									
'07-08	5	30.0	22	50	.440	32	64	.500	13	33	46	9.2	5	1.0	9	5	13	76	15.2						

45/46	Bo Outlaw										6'8"		220 lbs.		F	Houston									
Acquired: From Orlando 11/16/01 with 1st rd. pick in three-team deal with Orlando, L.A. Clippers that sent Jud Buechler to Orlando and Vinny Del Negro to L.A. Clippers; Signed as free agent 11/8/04. Departed: To Memphis 9/30/03 with Jake Tsakalidis for Brevin Knight, Robert Archibald, Cezary Trybanski; Contract expired 6/30/05.																									
YEAR	G	MIN	FGM	FGA	PCT	FTM	FTA	PCT	OR	DR	TR	AVG	AST	AVG	TO	STL	BLK	PTS	AVG						
'01-02	73	24.2	153	278	.550	35	84	.417	132	203	335	4.6	122	1.7	85	61	83	342	4.7						
'02-03	80	22.5	153	278	.550	72	116	.621	134	234	368	4.6	112	1.4	76	50	71	378	4.7						
'04-05	39	9.5	12	34	.353	5	9	.556	16	37	53	1.4	13	0.3	8	6	12	29	0.7						
TOTALS	192	19.7	318	590	.539	112	209	.536	282	474	740	3.9	247	1.3	169	117	166	749	3.9						
PLAYOFFS																									
'02-03	6	11.7	1	10	.100	2	4	.500	6	7	13	2.2	5	0.8	6	1	1	4	0.7						
'04-05	1	2.0	0	1	.000	0	0	—	0	0	0	0.0	1	1.0	0	1	0	0	0.0						
TOTALS	7	10.3	1	11	.090	2	4	.500	6	7	13	1.9	6	0.9	6	2	1	4	0.6						

45	Jim Owens										6'5"		205 lbs.		G	Arizona State									
Acquired: 8th rd., 1973 NBA Draft (128th Overall). Departed: Waived 7/15/75.																									
YEAR	G	MIN	FGM	FGA	PCT	FTM	FTA	PCT	OR	DR	TR	AVG	AST	AVG	TO	STL	BLK	PTS	AVG						
'73-74	17	5.9	21	39	.538	11	14	.786	1	8	9	0.5	15	0.9	—	5	0	53	3.1						
'74-75	41	10.5	56	145	.386	12	16	.750	7	36	43	1.0	49	1.2	—	16	2	124	3.0						
TOTALS	58	9.2	77	184	.418	23	30	.767	8	44	52	0.9	64	1.1	—	21	2	177	3.1						

10	Milt Palacio					6'3"		195 lbs.		G	Colorado State									
Acquired: From Boston 2/20/02 with Joe Johnson, Randy Brown and 2002 1st rd. pick (Casey Jacobsen) for Rodney Rogers and Tony Delk. Departed: To Cleveland 9/17/02 for a 2008 2nd rd. draft pick.																				
YEAR	G	MIN	FGM	FGA	PCT	FTM	FTA	PCT	OR	DR	TR	AVG	AST	AVG	TO	STL	BLK	PTS	AVG	
'01-02	28	9.7	30	79	.380	18	23	.783	3	20	23	0.8	29	1.0	16	9	1	79	2.8	

1/17 Smush Parker				6'4"				180 lbs.				G		Fordham									
Acquired: Signed a 10-day contract 1/19/05. Departed: Waived 2/4/05.																							
YEAR	G	MIN	FGM	FGA	PCT	FTM	FTA	PCT	OR	DR	TR	AVG	AST	AVG	TO	STL	BLK	PTS	AVG				
'04-05	5	6.8	7	15	.467	0	0	—	2	1	3	0.6	4	0.8	9	2	0	15	3.0				

18	Curtis Perry					6'7"		220 lbs.		F	S.W. Missouri State									
Acquired: From New Orleans Jazz 9/16/74 with Dennis Awtry, Nate Hawthorne and 1st rd. pick for Neal Walk and 2nd rd. pick. Departed: Retired 9/13/78.																				
YEAR	G	MIN	FGM	FGA	PCT	FTM	FTA	PCT	OR	DR	TR	AVG	AST	AVG	TO	STL	BLK	PTS	AVG	
'74-75	79	34.0	437	917	.477	184	256	.719	347	593	940	11.9	186	2.4	—	108	78	1058	13.4	
'75-76	71	31.7	386	776	.497	175	239	.732	197	487	684	9.6	182	2.6	—	84	66	947	13.3	
'76-77	44	31.6	179	414	.432	112	142	.789	149	246	395	9.0	79	1.8	—	49	28	470	10.7	
'77-78	45	18.2	110	243	.453	51	65	.785	87	163	250	5.6	48	1.1	63	34	22	271	6.0	
TOTALS	239	29.9	1112	2350	.473	522	702	.744	780	1489	2269	9.5	495	2.1	63	275	194	2786	11.7	
PLAYOFFS																				
'75-76	19	32.4	99	218	.454	44	68	.647	63	83	146	7.7	36	1.9	—	12	17	242	12.7	

2 Elliot Perry 6'0" 160 lbs. G Memphis

Acquired: Signed as free agent 1/22/94; Signed as free agent 12/8/00. Departed: To Milwaukee 8/25/96 for Marty Conlon & 1st rd. pick; Contract expired on 6/30/01.

YEAR	G	MIN	FGM	FGA	PCT	FTM	FTA	PCT	OR	DR	TR	AVG	AST	AVG	TO	STL	BLK	PTS	AVG
'93-94	27	16.0	42	113	.372	21	28	.750	12	27	39	1.4	125	4.6	43	25	1	105	3.9
'94-95	82	24.1	306	588	.520	158	195	.810	51	100	151	1.8	394	4.8	163	156	4	795	9.7
'95-96	81	20.6	261	549	.475	151	194	.778	34	102	136	1.7	353	4.6	146	87	5	697	8.6
'00-01	43	10.7	60	129	.465	16	22	.727	8	34	42	1.0	74	1.7	32	19	1	137	3.2
TOTALS	233	19.5	669	1379	.486	346	439	.788	105	263	368	1.6	446	2.2	384	287	11	1734	7.4

PLAYOFFS

'93-94	4	3.3	1	7	.143	0	0	.000	0	0	0	0.0	1	0.3	0	0	1	2	0.5
'94-95	9	11.8	20	42	.476	20	25	.800	3	7	10	1.1	12	1.3	9	5	0	62	6.2
'95-96	4	12.8	7	14	.500	0	1	.000	0	2	2	0.5	12	3.0	0	2	0	14	3.5
'00-01	2	8.5	6	10	.600	1	1	1.000	1	3	4	2.0	4	2.0	0	2	0	13	6.5
TOTALS	19	9.8	34	73	.466	21	27	.778	4	12	16	0.8	29	1.5	9	9	1	91	4.8

34 Tim Perry 6'9" 220 lbs. F Temple

Acquired: 1st rd., 1988 NBA Draft (7th Overall). Departed: To Philadelphia 6/17/92 with Jeff Hornacek, Andrew Lang for Charles Barkley.

YEAR	G	MIN	FGM	FGA	PCT	FTM	FTA	PCT	OR	DR	TR	AVG	AST	AVG	TO	STL	BLK	PTS	AVG
'88-89	62	9.9	108	201	.537	40	65	.615	61	71	132	2.1	18	0.3	37	19	32	257	4.1
'89-90	60	10.2	100	195	.513	53	90	.589	79	73	152	2.5	17	0.3	47	21	22	254	4.2
'90-91	46	12.8	75	144	.521	43	70	.614	53	73	126	2.7	27	0.6	32	23	43	193	4.2
'91-92	80	31.0	413	789	.523	153	215	.712	204	347	551	6.9	134	1.7	141	44	116	982	12.3
TOTALS	248	17.3	696	1329	.524	289	440	.657	397	564	961	3.9	196	0.8	257	107	223	1686	6.8

PLAYOFFS

'88-89	4	4.3	2	4	.500	0	2	.000	1	1	2	0.5	0	0.0	1	2	1	4	1.0
'89-90	11	9.1	13	25	.520	8	18	.444	10	11	21	1.9	2	0.2	5	3	6	34	3.1
'91-92	8	23.1	38	63	.603	23	32	.719	12	27	39	4.9	11	1.4	14	3	6	99	12.4
TOTALS	23	13.1	53	92	.576	31	52	.596	23	39	62	2.7	13	0.6	20	8	13	137	6.0

11 Wesley Person 6'6" 185 lbs. G/F Auburn

Acquired: 1st rd., 1994 NBA Draft (23rd Overall). Departed: To Cleveland 10/1/97 with Tony Dumas in three-team deal with Denver. Suns received Antonio McDyess from Denver for two 1st rd. picks (1998; Milwaukee's in 98 or 99); two 2nd rd. picks (2000 & 2002) and cash. Cleveland also sent a future 1st rd. pick to Denver.

YEAR	G	MIN	FGM	FGA	PCT	FTM	FTA	PCT	OR	DR	TR	AVG	AST	AVG	TO	STL	BLK	PTS	AVG
'94-95	78	18.00	309	638	.484	80	101	.792	67	134	201	2.6	105	1.3	79	48	24	814	10.4
'95-96	82	26.09	390	877	.445	148	192	.771	56	265	321	3.9	138	1.7	89	55	22	1045	12.7
'96-97	80	23.26	409	903	.453	91	114	.798	68	224	292	3.7	123	1.5	76	86	20	1080	13.5
TOTALS	240	67.35	1180	2418	.458	319	407	.784	191	623	814	3.4	366	1.5	244	189	66	2939	12.2

PLAYOFFS

'94-95	10	24.7	34	83	.410	11	12	.917	9	12	21	2.1	11	1.1	9	3	2	96	9.6
'95-96	4	18.2	22	56	.393	4	5	.800	8	15	23	5.8	3	0.8	5	3	1	57	14.3
'96-97	5	16.3	25	53	.472	14	18	.778	5	28	33	6.6	6	1.2	4	4	3	78	15.6
TOTALS	19	59.3	81	192	.422	29	35	.829	22	55	77	4.1	20	1.1	18	10	6	231	12.2

52 Eric Piatkowski 6'7" 215 lbs. G/F Nebraska

Acquired: Signed as free agent 7/13/06. Departed: Contract expired on 6/30/08.

YEAR	G	MIN	FGM	FGA	PCT	FTM	FTA	PCT	OR	DR	TR	AVG	AST	AVG	TO	STL	BLK	PTS	AVG
'06-07	11	6.6	9	25	.360	2	2	1.000	2	7	9	0.8	4	0.4	5	0	1	27	2.5
'07-08	16	7.1	12	33	.364	4	4	1.000	1	11	12	0.8	10	0.6	6	0	1	39	2.4
TOTALS	27	6.9	21	58	.362	6	6	1.000	3	18	21	0.8	14	0.5	11	0	2	66	2.4

PLAYOFFS

'06-07	1	3.0	1	1	1.000	0	0	—	0	0	0	0.0	0	0.0	0	0	0	2	2.0
'07-08	1	2.0	0	0	—	0	0	—	0	0	0	0.0	0	0.0	0	0	0	0	0.0
TOTALS	2	2.5	1	1	1.000	0	0	—	0	0	0	0.0	0	0.0	0	0	0	2	1.0

54 Ed Pinckney 6'9" 215 lbs. F Villanova

Acquired: 1st rd., 1985 NBA Draft (10th Overall). Departed: To Sacramento 6/19/87 with 2nd rd. pick for Eddie Johnson.

YEAR	G	MIN	FGM	FGA	PCT	FTM	FTA	PCT	OR	DR	TR	AVG	AST	AVG	TO	STL	BLK	PTS	AVG
'85-86	80	20.0	255	457	.558	171	254	.673	95	213	308	3.9	90	1.1	148	71	37	681	8.5
'86-87	80	28.1	296	497	.584	257	348	.739	179	401	580	7.3	116	1.5	135	86	54	837	10.5
TOTALS	160	24.1	545	954	.571	428	602	.711	274	614	888	5.6	206	1.3	283	157	91	1518	9.5

32 Charles Pittman 6'7" 220 lbs. F Maryland

Acquired: 3rd rd., 1982 NBA Draft (61st Overall). Departed: Signed 8/13/86 by Varese of Italian League.

YEAR	G	MIN	FGM	FGA	PCT	FTM	FTA	PCT	OR	DR	TR	AVG	AST	AVG	TO	STL	BLK	PTS	AVG
'82-83	28	6.1	19	40	.475	25	37	.676	13	18	31	1.1	7	0.3	22	2	7	63	2.3
'83-84	69	14.3	126	209	.603	69	101	.683	76	138	214	3.1	70	1.0	81	16	22	321	4.7
'84-85	68	14.7	107	227	.471	109	146	.747	90	137	227	3.3	69	1.0	100	20	21	323	4.8
'85-86	69	16.4	127	218	.583	99	141	.702	99	147	246	3.6	58	0.8	107	37	23	353	5.1
TOTALS	234	14.1	379	694	.546	302	425	.711	278	440	718	3.1	204	0.9	310	75	73	1060	4.5

PLAYOFFS

'82-83	1	1.0	0	0	.000	0	0	.000	0	0	0	0.0	0	0.0	0	0	0	0	0.0
'83-84	17	14.9	28	51	.549	18	29	.621	25	39	64	3.8	12	0.7	16	5	5	74	4.4
'84-85	3	27.3	14	23	.608	12	17	.706	6	13	19	6.3	9	3.0	9	0	3	40	13.3
TOTALS	21	16.0	42	74	.568	30	46	.652	31	52	83	4.0	21	1.0	25	5	8	114	5.4

WELCOME TO PLANET ORANGE

31	Kurt Rambis						6'8"		213 lbs.		F	Santa Clara							
Acquired: From Charlotte Hornets 12/13/89 with two 2nd rd. picks for Armon Gilliam.										Departed: Waived 11/20/92.									
YEAR	G	MIN	FGM	FGA	PCT	FTM	FTA	PCT	OR	DR	TR	AVG	AST	AVG	TO	STL	BLK	PTS	AVG
'89-90	58	25.1	132	257	.514	52	72	.722	108	297	405	7.0	107	1.8	75	68	27	316	5.4
'90-91	62	14.5	83	167	.497	60	85	.706	77	189	266	4.3	64	1.0	45	25	11	226	3.6
'91-92	28	13.6	38	82	.463	14	18	.778	23	83	106	3.8	37	1.3	25	12	14	90	3.2
'92-93	5	8.2	4	7	.571	1	2	.500	2	4	6	1.2	1	0.2	6	3	0	9	1.8
TOTALS	153	18.1	257	513	.501	127	177	.718	210	573	783	5.1	209	1.4	151	108	52	641	4.2
PLAYOFFS																			
'89-90	16	24.1	24	54	.444	19	28	.679	39	84	123	7.7	22	1.4	17	8	8	67	4.2
'90-91	4	13.3	2	5	.400	0	0	.000	8	6	14	3.5	4	1.0	4	5	1	4	1.0
TOTALS	20	21.9	26	59	.441	19	28	.679	47	90	137	6.9	26	1.3	21	13	9	71	3.6
24	Joe Reaves						6'5"		210 lbs.		G	Bethel							
Acquired: 3rd rd., 1973 NBA Draft (42nd Overall).										Departed: Waived 11/27/73.									
YEAR	G	MIN	FGM	FGA	PCT	FTM	FTA	PCT	OR	DR	TR	AVG	AST	AVG	TO	STL	BLK	PTS	AVG
'73-74	7	5.4	6	11	.545	4	11	.364	2	6	8	1.1	1	0.1	—	0	2	16	2.3
14	Terrance Rencher						6'3"		185 lbs.		G	Texas							
Acquired: From Miami 2/22/96 for Tony Smith.										Departed: Contract expired on 6/30/96.									
YEAR	G	MIN	FGM	FGA	PCT	FTM	FTA	PCT	OR	DR	TR	AVG	AST	AVG	TO	STL	BLK	PTS	AVG
'95-96	2	4.0	1	1	1.000	1	3	.333	0	2	2	1.0	0	0.0	2	0	1	3	1.5
2	Shawn Respert						6'2"		195 lbs.		G	Michigan State							
Acquired: Signed as free agent 1/29/99.										Departed: Waived 3/2/99.									
YEAR	G	MIN	FGM	FGA	PCT	FTM	FTA	PCT	OR	DR	TR	AVG	AST	AVG	TO	STL	BLK	PTS	AVG
'98-99	12	8.3	13	36	.361	7	10	.700	2	11	13	1.1	8	0.7	5	5	0	37	3.1
3	Quentin Richardson						6'6"		230 lbs.		G/F	DePaul							
Acquired: Signed as free agent 7/29/04.										Departed: To New York 6/28/05 with the draft rights to Nate Robinson for Kurt Thomas and the draft rights to Dijon Thompson.									
YEAR	G	MIN	FGM	FGA	PCT	FTM	FTA	PCT	OR	DR	TR	AVG	AST	AVG	TO	STL	BLK	PTS	AVG
'04-05	79	35.9	407	1045	.389	136	184	.739	91	388	479	6.1	158	2.0	102	96	27	1176	14.9
PLAYOFFS																			
'04-05	15	37.6	62	154	.403	23	46	.639	24	53	77	5.1	25	1.7	15	19	3	179	11.9
12	Pat Riley						6'4"		210 lbs.		G	Kentucky							
Acquired: From L.A. Lakers 11/3/75 for two 2nd rd. picks.										Departed: Retired 9/21/76.									
YEAR	G	MIN	FGM	FGA	PCT	FTM	FTA	PCT	OR	DR	TR	AVG	AST	AVG	TO	STL	BLK	PTS	AVG
'75-76	60	13.2	112	288	.389	54	74	.730	15	32	47	0.8	57	1.0	—	21	5	278	4.6
PLAYOFFS																			
'75-76	5	5.4	6	15	.400	1	1	1.000	—	—	0	—	5	1.0	—	—	—	13	2.6
8	Rick Robey						6'10"		240 lbs.		F	Kentucky							
Acquired: From Boston 6/27/83 with two 2nd rd. picks for Dennis Johnson and 3rd rd. pick.										Departed: Contract expired on 7/31/86.									
YEAR	G	MIN	FGM	FGA	PCT	FTM	FTA	PCT	OR	DR	TR	AVG	AST	AVG	TO	STL	BLK	PTS	AVG
'83-84	61	14.0	140	257	.545	61	88	.693	80	118	198	3.2	65	1.1	77	20	14	342	5.6
'84-85	4	12.0	2	9	.222	1	2	.500	3	5	8	2.0	5	1.3	8	2	0	5	1.3
'85-86	46	13.7	72	191	.377	33	48	.688	40	108	148	3.2	58	1.3	66	19	5	177	3.8
TOTALS	111	13.8	214	457	.468	95	138	.688	123	231	354	3.2	128	1.2	151	41	19	524	4.7
PLAYOFFS																			
'83-84	10	4.3	7	16	.438	4	8	.500	7	3	10	1.0	2	1.0	4	2	0	18	1.8
30	Clifford Robinson						6'10"		225 lbs.		F	Connecticut							
Acquired: Signed as free agent 8/25/97.										Departed: To Detroit 7/18/01 for Jud Buechler and John Wallace.									
YEAR	G	MIN	FGM	FGA	PCT	FTM	FTA	PCT	OR	DR	TR	AVG	AST	AVG	TO	STL	BLK	PTS	AVG
'97-98	80	29.5	429	895	.479	248	360	.689	152	258	410	5.1	170	2.1	140	92	90	1133	14.2
'98-99	50	34.8	299	629	.475	163	234	.697	68	158	226	4.5	128	2.6	88	75	59	819	16.4
'99-00	80	35.5	530	1142	.464	298	381	.782	105	254	359	4.5	224	2.8	166	90	61	1478	18.5
'00-01	82	33.5	501	1186	.422	253	357	.709	105	229	334	4.1	237	2.9	186	87	82	1345	16.4
TOTALS	292	33.2	1759	3852	.457	962	1332	.722	430	899	1329	4.6	759	2.6	580	344	396	4775	16.4
PLAYOFFS																			
'97-98	4	23.0	9	33	.273	7	9	.778	6	6	12	3.0	3	0.8	5	3	2	25	6.3
'98-99	3	39.0	19	40	.475	7	11	.636	7	9	16	5.3	8	2.7	7	6	1	47	15.7
'99-00	9	37.0	56	145	.386	33	45	.733	18	36	54	6.0	19	2.1	18	11	7	158	17.6
'00-01	4	28.5	21	50	.420	14	22	.636	6	10	16	4.0	4	1.0	9	6	2	60	15.0
TOTALS	20	32.8	105	268	.392	61	87	.701	37	61	98	4.9	34	1.7	39	26	12	290	14.5

21 Len "Truck" Robinson 6'7" 239 lbs. F Tennessee State

Acquired: From New Orleans Jazz 1/12/79 for Ron Lee, Marty Byrnes and two 1st rd. picks. **Departed:** To New York 7/7/82 for Maurice Lucas.

YEAR	G	MIN	FGM	FGA	PCT	FTM	FTA	PCT	OR	DR	TR	AVG	AST	AVG	TO	STL	BLK	PTS	AVG
'78-79	26	29.1	169	333	.508	79	123	.642	56	169	225	8.6	39	1.5	90	17	12	417	16.0
'79-80	82	30.0	545	1064	.512	325	487	.667	213	557	770	9.4	142	1.7	251	58	59	1415	17.3
'80-81	82	37.7	647	1280	.505	249	396	.629	216	573	789	9.6	206	2.5	250	68	38	1543	18.8
'81-82	74	37.1	579	1128	.513	255	371	.687	202	519	721	9.7	179	2.4	202	42	28	1414	19.1
TOTALS	264	34.3	1940	3805	.510	908	1377	.659	687	1818	2505	9.5	566	2.1	793	185	137	4789	18.1

PLAYOFFS

'78-79	15	26.1	56	139	.403	45	69	.652	38	83	121	8.1	10	0.7	31	6	12	157	10.5
'79-80	3	21.3	6	16	.375	5	7	.714	5	15	20	6.7	4	1.3	8	3	2	17	5.7
'80-81	7	33.3	27	77	.351	20	34	.588	23	52	75	10.7	13	1.9	13	5	2	74	10.6
'81-82	7	30.4	45	80	.563	3	10	.300	14	39	53	7.6	19	2.7	10	5	1	93	13.3
TOTALS	32	28.2	134	312	.429	73	120	.608	80	189	269	8.4	46	1.4	62	19	17	341	10.7

20 Rumeal Robinson 6'2" 195 lbs. G Michigan

Acquired: From L.A. Lakers 1/10/97 with Cedric Ceballos for Robert Horry and Joe Kleine. **Departed:** Waived 2/14/97.

YEAR	G	MIN	FGM	FGA	PCT	FTM	FTA	PCT	OR	DR	TR	AVG	AST	AVG	TO	STL	BLK	PTS	AVG
'96-97	12	7.3	16	34	.471	1	4	.250	1	6	7	0.6	8	0.7	5	1	0	36	3.0

54 Rodney Rogers 6'7" 255 lbs. F Wake Forest

Acquired: Signed as free agent 8/3/99. **Departed:** To Boston 2/20/02 with Tony Delk for Joe Johnson, Randy Brown, Milt Palacio and a 2002 1st rd. pick (Casey Jacobsen).

YEAR	G	MIN	FGM	FGA	PCT	FTM	FTA	PCT	OR	DR	TR	AVG	AST	AVG	TO	STL	BLK	PTS	AVG
'99-00	82	27.9	428	881	.486	159	249	.639	138	309	447	5.5	170	2.1	163	94	47	1130	13.8
'00-01	82	26.6	377	876	.430	188	247	.761	94	265	359	4.4	180	2.2	151	97	47	998	12.2
'01-02	50	25.1	249	534	.466	82	99	.828	95	146	241	4.8	72	1.4	66	50	17	629	12.6
TOTALS	214	26.7	1054	2291	.460	429	595	.721	327	720	1047	4.9	422	2.0	380	241	111	2757	12.9

PLAYOFFS

'99-00	9	29.2	48	115	.417	23	31	.742	16	45	61	6.8	14	1.6	15	10	10	127	14.1
'00-01	4	20.5	12	40	.300	9	14	.643	3	11	14	3.5	2	0.5	5	2	3	35	8.8
TOTALS	13	26.5	60	155	.387	32	45	.711	19	56	75	5.8	16	1.2	20	12	13	162	12.5

8 Jalen Rose 6'8" 215 lbs. G/F Michigan

Acquired: Signed as free agent 11/7/06. **Departed:** Contract expired 6/30/07.

YEAR	G	MIN	FGM	FGA	PCT	FTM	FTA	PCT	OR	DR	TR	AVG	AST	AVG	TO	STL	BLK	PTS	AVG
'06-07	29	8.5	38	86	.442	11	12	.917	3	20	23	0.8	16	0.6	9	5	2	108	3.7

PLAYOFFS

'06-07	1	9.0	1	4	.250	0	0	.000	0	1	1	1.0	2	2.0	0	0	0	2	2.0
--------	---	-----	---	---	------	---	---	------	---	---	---	-----	---	-----	---	---	---	---	-----

8 Trevor Ruffin 6'1" 199 lbs. G Hawaii

Acquired: Signed as free agent 11/11/94. **Departed:** 1995 NBA Expansion Draft by Vancouver.

YEAR	G	MIN	FGM	FGA	PCT	FTM	FTA	PCT	OR	DR	TR	AVG	AST	AVG	TO	STL	BLK	PTS	AVG
'94-95	49	6.5	84	197	.426	27	38	.711	8	15	23	0.5	48	1.0	47	14	2	233	4.8

PLAYOFFS

'94-95	5	2.2	4	8	.500	1	5	.200	0	3	3	0.7	2	0.4	0	1	0	10	2.0
--------	---	-----	---	---	------	---	---	------	---	---	---	-----	---	-----	---	---	---	----	-----

51 Stefano Rusconi 6'9" 240 lbs. F Italy

Acquired: Rights from Cleveland 6/27/90 for rights to Milous Babic; signed 6/14/95. **Departed:** Waived 1/31/96.

YEAR	G	MIN	FGM	FGA	PCT	FTM	FTA	PCT	OR	DR	TR	AVG	AST	AVG	TO	STL	BLK	PTS	AVG
'95-96	7	4.3	3	9	.333	2	5	.400	3	3	6	0.9	3	0.4	3	0	2	8	1.1

11 Mike Sanders 6'6" 215 lbs. F UCLA

Acquired: Signed as free agent 12/19/83. **Departed:** To Cleveland 2/25/88 with Larry Nance and Detroit's 1st rd. pick for Kevin Johnson, Mark West, Cleveland's 1st & 2nd rd. picks and L.A. Lakers' 2nd rd. pick.

YEAR	G	MIN	FGM	FGA	PCT	FTM	FTA	PCT	OR	DR	TR	AVG	AST	AVG	TO	STL	BLK	PTS	AVG
'83-84	50	11.7	97	203	.478	29	42	.690	40	63	103	2.1	44	0.9	44	23	12	223	4.5
'84-85	21	19.9	85	175	.486	45	59	.763	38	51	89	4.2	29	1.4	34	23	4	215	10.2
'85-86	82	20.0	347	676	.513	208	257	.809	104	169	273	3.3	150	1.8	76	76	31	905	11.0
'86-87	82	20.2	357	722	.494	143	183	.781	101	170	271	3.3	126	1.5	61	61	23	859	10.5
'87-88	35	13.3	82	171	.480	39	53	.736	28	34	62	1.8	30	0.9	27	18	4	203	5.8
TOTALS	270	17.6	968	1947	.497	464	594	.781	311	487	798	3.0	379	1.4	242	201	74	2405	8.9

PLAYOFFS

'83-84	15	10.1	22	46	.478	16	17	.941	10	10	20	1.3	7	0.5	14	6	4	60	4.0
'84-85	3	30.3	22	37	.595	8	10	.800	8	7	15	5.0	10	3.3	9	5	0	52	17.3
TOTALS	18	13.5	44	83	.530	24	27	.889	18	17	35	1.9	17	0.9	23	11	4	112	6.2

55/55 Daniel Santiago 7'1" 256 lbs. C Varese (Italy)

Acquired: Signed as free agent 8/3/00. **Departed:** Waived 1/7/02.

YEAR	G	MIN	FGM	FGA	PCT	FTM	FTA	PCT	OR	DR	TR	AVG	AST	AVG	TO	STL	BLK	PTS	AVG
'00-01	54	10.8	64	134	.478	42	61	.689	35	67	102	1.9	11	0.2	47	17	21	170	3.1
'01-02	3	8.0	4	8	.500	0	0	—	0	7	7	2.3	2	0.7	1	0	2	8	2.7
TOTALS	57	10.6	68	142	.479	42	61	.689	35	74	109	1.9	13	0.2	48	17	23	178	3.1

PLAYOFFS

'00-01	1	12.0	1	2	.500	0	0	—	1	4	5	5.0	0	0.0	1	0	2	2	2.0
--------	---	------	---	---	------	---	---	---	---	---	---	-----	---	-----	---	---	---	---	-----

WELCOME TO PLANET ORANGE

30 Fred Saunders 6'7" 210 lbs. F Syracuse

Acquired: 2nd rd., 1974 NBA Draft (31st Overall). Departed: Waived 2/11/76.

YEAR	G	MIN	FGM	FGA	PCT	FTM	FTA	PCT	OR	DR	TR	AVG	AST	AVG	TO	STL	BLK	PTS	AVG
74-75	69	15.3	176	406	.433	66	95	.695	82	171	253	3.7	80	1.2	—	41	15	418	6.1
75-76	17	8.6	28	64	.438	6	11	.545	11	26	37	2.2	13	0.8	—	5	1	62	3.6
TOTALS	86	14.0	204	470	.434	72	106	.679	93	197	290	3.4	93	1.1	—	46	16	480	5.6

24 Dan Schayes 6'11" 276 lbs. C Syracuse

Acquired: Signed as free agent 9/30/94. Departed: Signed as free agent by Miami 12/12/95.

YEAR	G	MIN	FGM	FGA	PCT	FTM	FTA	PCT	OR	DR	TR	AVG	AST	AVG	TO	STL	BLK	PTS	AVG
94-95	69	11.9	126	248	.508	50	69	.725	57	151	208	3.0	89	1.3	64	20	37	303	4.4

PLAYOFFS

94-95	10	14.6	11	29	.379	7	8	.875	4	16	20	2.0	8	0.8	8	3	3	29	2.9
-------	----	------	----	----	------	---	---	------	---	----	----	-----	---	-----	---	---	---	----	-----

54 Dale Schleuter 6'10" 235 lbs. F Colorado State

Acquired: Signed as free agent 12/7/76. Departed: To Portland 7/15/77 for 4th rd. pick.

YEAR	G	MIN	FGM	FGA	PCT	FTM	FTA	PCT	OR	DR	TR	AVG	AST	AVG	TO	STL	BLK	PTS	AVG
76-77	39	8.6	26	72	.361	18	31	.581	30	50	80	2.1	38	1.0	—	8	8	70	1.8

14 Alvin Scott 6'7" 216 lbs. F Oral Roberts

Acquired: 7th rd., 1977 NBA Draft (137th Overall). Departed: Waived 10/14/85.

YEAR	G	MIN	FGM	FGA	PCT	FTM	FTA	PCT	OR	DR	TR	AVG	AST	AVG	TO	STL	BLK	PTS	AVG
77-78	81	19.0	180	369	.488	132	191	.691	135	222	357	4.4	88	1.1	85	52	40	492	6.1
78-79	81	21.4	212	396	.535	120	168	.714	104	256	360	4.4	126	1.6	99	80	62	544	6.7
79-80	79	16.5	127	301	.422	95	122	.779	89	139	228	2.9	98	1.2	92	47	53	350	4.4
80-81	82	17.4	173	348	.497	97	127	.764	101	167	268	3.3	114	1.4	77	60	70	444	5.4
81-82	81	21.5	189	380	.497	108	148	.730	97	197	294	3.6	149	1.8	98	59	70	486	6.0
82-83	85	14.1	124	259	.479	81	110	.736	60	164	224	2.8	97	1.2	64	48	31	329	4.1
83-84	61	11.3	55	124	.444	56	72	.778	29	71	100	1.5	48	0.7	42	19	20	167	2.6
84-85	77	16.1	111	259	.429	53	74	.716	46	115	161	2.1	127	1.6	39	39	25	276	3.6
TOTALS	627	17.3	1171	2436	.481	742	1012	.733	661	1331	1992	3.1	847	1.4	596	404	371	3088	4.9

PLAYOFFS

77-78	2	18.5	4	8	.500	5	6	.833	2	4	6	3.0	3	1.5	2	2	0	13	6.5
78-79	15	14.5	20	52	.385	13	21	.619	14	28	42	2.8	22	1.5	14	6	16	53	3.5
79-80	8	17.5	17	33	.515	4	8	.500	8	14	22	2.8	10	1.3	7	4	5	38	4.8
80-81	7	17.1	14	30	.467	10	15	.667	8	11	19	2.7	7	1.0	7	4	6	38	5.4
81-82	7	18.1	14	32	.438	4	8	.500	8	8	16	2.3	14	2.0	5	8	13	32	4.6
82-83	3	20.7	6	13	.462	2	2	1.000	4	8	12	4.0	5	1.7	4	2	5	14	4.7
83-84	16	6.9	10	26	.385	4	6	.667	10	14	24	1.5	7	0.4	7	2	2	25	1.6
84-85	3	21.3	3	12	.250	5	6	.833	3	5	8	2.7	10	3.3	6	1	4	11	3.7
TOTALS	61	14.4	88	206	.427	47	72	.653	57	92	149	2.4	78	1.3	52	29	51	224	3.7

33 Charlie Scott 6'6" 175 lbs. G North Carolina

Acquired: From Boston 3/14/72 for future considerations. Departed: To Boston 5/23/75 for Paul Westphal and two 2nd rd. picks.

YEAR	G	MIN	FGM	FGA	PCT	FTM	FTA	PCT	OR	DR	TR	AVG	AST	AVG	TO	STL	BLK	PTS	AVG
71-72	6	29.5	48	113	.425	17	21	.810	—	—	23	3.8	26	4.3	—	—	—	113	18.8
72-73	81	37.8	806	1809	.446	436	556	.784	—	—	342	4.2	495	6.1	—	—	—	2048	25.3
73-74	52	38.5	538	1171	.459	246	315	.781	64	158	222	4.3	271	5.2	—	99	22	1322	25.4
74-75	69	37.6	703	1594	.441	274	351	.781	72	201	273	4.0	311	4.5	—	111	24	1680	24.3
TOTALS	208	37.7	2095	4687	.447	973	1243	.783	136	359	860	4.1	1103	5.3	—	210	46	5163	24.8

4 Dennis Scott 6'8" 229 lbs. F Georgia Tech

Acquired: From Dallas 2/18/98 for Cedric Ceballos. Departed: Contract expired on 6/30/98.

YEAR	G	MIN	FGM	FGA	PCT	FTM	FTA	PCT	OR	DR	TR	AVG	AST	AVG	TO	STL	BLK	PTS	AVG
97-98	29	17.0	71	162	.438	8	12	.667	8	42	50	1.7	24	0.8	12	10	7	181	6.2

PLAYOFFS

97-98	4	15.5	7	17	.412	0	0	.000	2	6	8	2.0	1	0.3	2	1	0	17	4.3
-------	---	------	---	----	------	---	---	------	---	---	---	-----	---	-----	---	---	---	----	-----

17 Paul Shirley 6'10" 230 lbs. F Iowa State

Acquired: Signed as free agent 10/1/04; 1/23/05. Departed: Waived 11/3/04; Contract expired on 6/30/05.

YEAR	G	MIN	FGM	FGA	PCT	FTM	FTA	PCT	OR	DR	TR	AVG	AST	AVG	TO	STL	BLK	PTS	AVG
04-05	9	3.3	5	11	.455	2	4	.500	1	1	2	0.2	3	0.3	1	0	0	12	1.3

34 John Shumate 6'9" 235 lbs. F Notre Dame

Acquired: 1st rd., 1974 NBA Draft (4th Overall). Departed: To Buffalo 2/1/76 for Garfield Heard and 2nd rd. pick.

YEAR	G	MIN	FGM	FGA	PCT	FTM	FTA	PCT	OR	DR	TR	AVG	AST	AVG	TO	STL	BLK	PTS	AVG
75-76	43	21.6	186	338	.550	115	183	.628	61	179	240	5.6	62	1.4	—	44	16	487	11.3

29 Paul Silas 6'7" 220 lbs. F Creighton

Acquired: From Atlanta 5/8/69 for Gary Gregor. Departed: To Boston 9/19/72 to complete deal for Charlie Scott.

YEAR	G	MIN	FGM	FGA	PCT	FTM	FTA	PCT	OR	DR	TR	AVG	AST	AVG	TO	STL	BLK	PTS	AVG
69-70	78	36.4	373	804	.464	250	412	.607	—	—	916	11.7	214	2.7	—	—	—	996	12.8
70-71	81	36.3	338	789	.428	285	416	.685	—	—	1015	12.5	247	3.0	—	—	—	961	11.9
71-72	80	38.5	485	1031	.470	433	560	.773	—	—	955	11.9	343	4.3	—	—	—	1403	17.5
TOTALS	239	37.1	1196	2624	.456	968	1388	.697	—	—	2886	12.1	804	3.4	—	—	—	3360	14.1

PLAYOFFS

69-70	7	40.9	46	109	.422	21	32	.656	—	—	111	15.9	30	4.3	—	—	—	113	16.1
-------	---	------	----	-----	------	----	----	------	---	---	-----	------	----	-----	---	---	---	-----	------

19 Alvin Sims 6'4" 235 lbs. G Louisville

Acquired: Signed as free agent 4/28/99. Departed: Waived 5/4/99.

YEAR	G	MIN	FGM	FGA	PCT	FTM	FTA	PCT	OR	DR	TR	AVG	AST	AVG	TO	STL	BLK	PTS	AVG
'98-99	4	6.3	4	10	.400	2	5	.400	3	1	4	1.0	5	1.3	6	2	0	11	2.8

4 Courtney Sims 6'11" 245 lbs. C Michigan

Acquired: Signed 10-day contracts on 1/20/09 and 2/14/09. Departed: Contract expired on 2/25/09.

YEAR	G	MIN	FGM	FGA	PCT	FTM	FTA	PCT	OR	DR	TR	AVG	AST	AVG	TO	STL	BLK	PTS	AVG
'08-09	1	2.0	0	0	.000	0	0	.000	0	0	0	0.0	0	0.0	1	0	0	0	0.0

14 Sean Singletary 6'0" 185 lbs. G Virginia

Acquired: From Houston 8/25/08 in exchange for D.J. Strawberry. Departed: Traded along with Raja Bell and Boris Diaw to Charlotte on 12/10/08 in exchange for Jason Richardson, Jared Dudley and a 2010 second-round pick.

YEAR	G	MIN	FGM	FGA	PCT	FTM	FTA	PCT	OR	DR	TR	AVG	AST	AVG	TO	STL	BLK	PTS	AVG
'08-09	13	9.4	12	37	.324	6	6	1.000	5	11	16	1.2	12	0.9	5	6	0	34	2.6

54 Brian Skinner 6'9" 255 lbs. F/C Baylor

Acquired: Signed as free agent 10/1/07. Departed: Contract expired on 6/30/08.

YEAR	G	MIN	FGM	FGA	PCT	FTM	FTA	PCT	OR	DR	TR	AVG	AST	AVG	TO	STL	BLK	PTS	AVG
'07-08	66	12.8	92	198	.465	33	63	.524	63	175	238	3.6	15	0.2	39	21	77	219	3.3

PLAYOFFS

'07-08	4	5.3	2	4	.500	4	8	.500	0	3	3	0.8	0	0.0	0	0	3	8	2.0
--------	---	-----	---	---	------	---	---	------	---	---	---	-----	---	-----	---	---	---	---	-----

14 Tony Smith 6'4" 205 lbs. G Marquette

Acquired: Signed as free agent 11/1/95. Departed: To Miami 1/22/96 for Terrence Rencher.

YEAR	G	MIN	FGM	FGA	PCT	FTM	FTA	PCT	OR	DR	TR	AVG	AST	AVG	TO	STL	BLK	PTS	AVG
'95-96	34	15.5	70	173	.405	24	37	.649	24	32	56	1.6	86	2.5	40	21	5	189	5.6

10 Dick Snyder 6'5" 210 lbs. G Davidson

Acquired: 1968 Expansion Draft from Atlanta. Departed: To Seattle 10/26/69 for Art Harris.

YEAR	G	MIN	FGM	FGA	PCT	FTM	FTA	PCT	OR	DR	TR	AVG	AST	AVG	TO	STL	BLK	PTS	AVG
'68-69	81	26.0	399	866	.472	185	255	.725	—	—	328	4.0	211	2.6	—	—	—	983	12.1
'69-70	6	24.5	22	45	.489	7	8	.875	—	—	15	2.5	9	1.5	—	—	—	51	8.5
TOTALS	87	25.9	421	891	.473	192	263	.730	—	—	343	3.9	220	2.5	—	—	—	1034	11.9

40 Ricky Sobers 6'3" 198 lbs. G UNLV

Acquired: 1st rd., 1975 NBA Draft (16th Overall). Departed: To Indiana 9/6/77 for Don Buse.

YEAR	G	MIN	FGM	FGA	PCT	FTM	FTA	PCT	OR	DR	TR	AVG	AST	AVG	TO	STL	BLK	PTS	AVG
'75-76	78	24.3	280	623	.449	158	192	.823	80	179	259	3.3	215	2.8	—	106	7	718	9.2
'76-77	79	25.4	414	834	.496	243	289	.841	82	152	234	3.0	238	3.0	—	93	14	1071	13.6
TOTALS	157	24.9	694	1457	.476	401	481	.834	162	331	493	3.1	453	2.9	—	199	21	1789	11.4

PLAYOFFS

'75-76	19	29.6	96	205	.468	55	66	.833	20	43	63	3.3	79	4.2	—	18	6	247	13.0
--------	----	------	----	-----	------	----	----	------	----	----	----	-----	----	-----	---	----	---	-----	------

11 Alex Stivrins 6'8" 215 lbs. F Colorado

Acquired: Signed as free agent 9/29/92. Departed: Waived 12/26/92.

YEAR	G	MIN	FGM	FGA	PCT	FTM	FTA	PCT	OR	DR	TR	AVG	AST	AVG	TO	STL	BLK	PTS	AVG
'92-93	10	3.5	11	18	.611	0	0	.000	2	6	8	0.8	1	0.1	5	1	1	22	2.2

1 Amar'e Stoudemire 6'10" 249 lbs. F/C Cypress Creek H.S. (Fla.)

Acquired: 1st rd., 2002 NBA Draft (ninth overall). Departed: To New York 7/9/10 in sign-and-trade.

YEAR	G	MIN	FGM	FGA	PCT	FTM	FTA	PCT	OR	DR	TR	AVG	AST	AVG	TO	STL	BLK	PTS	AVG
'02-03	82	31.3	392	830	.472	320	484	.661	250	471	721	8.8	78	1.0	189	62	87	1106	13.5
'03-04	55	36.9	411	865	.475	310	435	.713	157	339	496	9.0	78	1.4	177	64	89	1133	20.6
'04-05	80	36.1	747	1336	.559	583	795	.733	219	494	713	8.9	131	1.6	189	77	130	2080	26.0
'05-06	3	16.7	9	27	.333	8	9	.889	6	10	16	5.3	2	0.7	1	1	3	26	8.7
'06-07	82	32.8	607	1055	.575	457	585	.781	222	564	786	9.6	84	1.0	232	78	110	1671	20.4
'07-08	79	33.9	714	1211	.590	556	691	.805	178	541	719	9.1	118	1.5	174	64	163	1989	25.2
'08-09	53	36.8	404	749	.539	323	387	.835	116	314	430	8.1	104	2.0	150	49	57	1134	21.4
'09-10	82	34.6	704	1284	.557	487	632	.771	230	502	732	8.9	82	1.0	213	52	83	1896	23.1
TOTALS	516	34.3	3988	7337	.544	3044	4018	.758	1378	3235	4613	8.9	677	1.3	1325	447	722	11035	21.4

PLAYOFFS

'02-03	6	33.8	34	65	.523	16	28	.571	16	31	47	7.8	7	1.2	19	10	9	85	14.2
'04-05	15	40.1	153	284	.539	143	183	.781	60	100	160	10.7	18	1.2	47	10	30	449	29.9
'06-07	10	34.3	91	174	.523	70	91	.769	30	91	121	12.1	6	0.6	19	13	19	253	25.3
'07-08	5	40.8	48	99	.485	19	30	.633	15	30	45	9.0	2	0.4	14	7	12	116	23.2
'09-10	16	36.5	124	239	.519	107	142	.754	46	60	106	6.6	18	1.1	40	11	24	355	22.2
TOTALS	52	37.2	450	861	.523	355	474	.749	167	312	479	9.2	51	1.0	139	51	94	1258	24.2

23 Paul Stovall 6'4" 225 lbs. G Arizona State

Acquired: From L.A. Lakers 9/19/72 for two draft picks. Departed: Waived 9/14/73.

YEAR	G	MIN	FGM	FGA	PCT	FTM	FTA	PCT	OR	DR	TR	AVG	AST	AVG	TO	STL	BLK	PTS	AVG
'72-73	25	8.4	26	76	.342	24	38	.632	—	—	61	2.4	13	0.5	—	—	—	76	3.0

WELCOME TO PLANET ORANGE

8	D.J. Strawberry					6'5"		201 lbs.		G		Maryland							
Acquired: 2nd rd., 2007 NBA Draft (59th Overall). Departed: To Houston for Sean Singletary on 8/25/08.																			
YEAR	G	MIN	FGM	FGA	PCT	FTM	FTA	PCT	OR	DR	TR	AVG	AST	AVG	TO	STL	BLK	PTS	AVG
'07-08	33	8.2	29	92	.315	9	19	.474	9	19	28	0.8	30	0.9	11	12	6	73	2.2
PLAYOFFS																			
'07-08	1	5.0	0	4	.000	0	0	.000	0	1	1	1.0	0	0.0	0	0	0	0	0.0
4	Stromile Swift					6'10"		220 lbs.		F		Louisiana State							
Acquired: Signed as a free agent for the remainder of the season on 3/4/09. Departed: Contract expired 6/30/09.																			
YEAR	G	MIN	FGM	FGA	PCT	FTM	FTA	PCT	OR	DR	TR	AVG	AST	AVG	TO	STL	BLK	PTS	AVG
'08-09	13	9.3	15	41	.366	8	15	.533	11	22	33	2.5	2	0.2	9	4	6	39	3.0
4	Aaron Swinson					6'5"		230 lbs.		G		Auburn							
Acquired: Signed as free agent 9/15/94. Departed: Waived 12/29/94.																			
YEAR	G	MIN	FGM	FGA	PCT	FTM	FTA	PCT	OR	DR	TR	AVG	AST	AVG	TO	STL	BLK	PTS	AVG
'94-95	9	5.7	10	18	.556	4	5	.800	3	5	8	0.9	3	0.3	5	1	0	24	2.7
1	Yuta Tabuse					5'9"		165 lbs.		G		BYU-Hawaii							
Acquired: Signed as free agent 9/7/04. Departed: Waived 12/18/04.																			
YEAR	G	MIN	FGM	FGA	PCT	FTM	FTA	PCT	OR	DR	TR	AVG	AST	AVG	TO	STL	BLK	PTS	AVG
'04-05	4	4.3	1	6	.167	4	4	1.000	2	2	4	1.0	3	0.8	1	0	0	7	1.8
10	Fred Taylor					6'5"		187 lbs.		G		Pan American							
Acquired: 2nd rd., 1970 NBA Draft (27th Overall). Departed: To Cincinnati 12/27/71 for two 3rd rd. picks.																			
YEAR	G	MIN	FGM	FGA	PCT	FTM	FTA	PCT	OR	DR	TR	AVG	AST	AVG	TO	STL	BLK	PTS	AVG
'70-71	54	10.2	110	284	.387	78	125	.624	—	—	86	1.6	51	0.9	—	—	—	298	5.5
'71-72	13	5.3	6	27	.222	4	13	.308	—	—	17	1.3	7	0.5	—	—	—	16	1.2
TOTALS	67	9.2	116	311	.373	82	138	.594	—	—	103	1.5	58	0.9	—	—	—	314	4.7
32	Ira Terrell					6'8"		209 lbs.		F		Southern Methodist							
Acquired: 3rd rd., 1976 NBA Draft (45th Overall). Departed: Waived 10/12/78.																			
YEAR	G	MIN	FGM	FGA	PCT	FTM	FTA	PCT	OR	DR	TR	AVG	AST	AVG	TO	STL	BLK	PTS	AVG
'76-77	78	22.4	277	545	.508	111	176	.631	99	288	387	5.0	103	1.3	—	41	47	665	8.5
40	David Thirdkill					6'7"		214 lbs.		F		Bradley							
Acquired: 1st rd., 1982 NBA Draft (15th Overall). Departed: To Detroit 10/17/83 for two 2nd rd. picks.																			
YEAR	G	MIN	FGM	FGA	PCT	FTM	FTA	PCT	OR	DR	TR	AVG	AST	AVG	TO	STL	BLK	PTS	AVG
'82-83	49	10.6	74	170	.435	45	78	.577	28	44	72	1.5	36	0.7	48	19	4	194	4.0
40	Joe Thomas					6'6"		205 lbs.		F		Marquette							
Acquired: 6th rd., 1970 NBA Draft (95th Overall). Departed: Waived 9/21/71.																			
YEAR	G	MIN	FGM	FGA	PCT	FTM	FTA	PCT	OR	DR	TR	AVG	AST	AVG	TO	STL	BLK	PTS	AVG
'70-71	39	5.2	23	86	.267	9	20	.450	—	—	43	1.1	17	0.4	—	—	—	55	1.4
40	Kurt Thomas					6'9"		235 lbs.		C		Texas Christian							
Acquired: From New York 6/28/05 along with the draft rights to Dijon Thompson (54th Overall) for Quentin Richardson and the draft rights to Nate Robinson (21st Overall). Departed: To Seattle 7/20/07 along with 2008 and 2010 first-round picks for a conditional 2009 second-round pick (via Orlando).																			
YEAR	G	MIN	FGM	FGA	PCT	FTM	FTA	PCT	OR	DR	TR	AVG	AST	AVG	TO	STL	BLK	PTS	AVG
'05-06	53	26.6	190	391	.486	75	92	.815	102	313	415	7.8	57	1.1	57	23	57	455	8.6
'06-07	67	18.0	126	259	.486	56	71	.789	86	293	379	5.7	24	0.4	35	24	29	308	4.6
TOTALS	120	21.8	316	650	.486	131	163	.804	188	606	794	6.6	81	0.7	92	47	86	763	6.4
PLAYOFFS																			
'05-06	1	6.0	0	0	—	1	2	.500	0	1	1	1.0	0	0.0	0	0	0	1	1.0
'06-07	11	19.3	34	65	.523	15	17	.882	11	43	54	4.9	12	1.1	9	6	9	83	7.5
TOTALS	12	18.2	34	65	.523	16	19	.842	11	44	55	4.6	12	1.0	9	6	9	84	7.0
2	Tim Thomas					6'10"		235 lbs.		F		Villanova							
Acquired: Signed as free agent 3/3/06. Departed: Contract expired on 6/30/06.																			
YEAR	G	MIN	FGM	FGA	PCT	FTM	FTA	PCT	OR	DR	TR	AVG	AST	AVG	TO	STL	BLK	PTS	AVG
'05-06	26	24.4	107	246	.435	28	42	.667	22	105	127	4.9	18	0.7	32	16	6	287	11.0
PLAYOFFS																			
'05-06	20	31.8	108	220	.491	38	49	.776	16	110	126	6.3	25	1.3	22	18	8	302	15.1
7	Bernard Thompson					6'6"		208 lbs.		G		Fresno State							
Acquired: From Portland 6/14/85 for 2nd rd. pick. Departed: Selected by Charlotte Hornets in expansion draft 6/23/88.																			
YEAR	G	MIN	FGM	FGA	PCT	FTM	FTA	PCT	OR	DR	TR	AVG	AST	AVG	TO	STL	BLK	PTS	AVG
'85-86	61	21.0	195	399	.489	127	157	.809	58	83	141	2.3	132	2.2	90	51	10	517	8.5
'86-87	24	13.8	42	105	.400	27	33	.818	20	11	31	1.3	18	0.8	16	11	5	111	4.6
'87-88	37	15.3	74	159	.465	43	60	.717	40	36	76	2.1	51	1.4	21	21	1	191	5.2
TOTALS	122	17.9	311	663	.469	197	250	.781	118	130	248	2.0	201	1.7	127	83	16	819	6.7

1	Dijon Thompson				6'7"	195 lbs.	G	UCLA			
---	----------------	--	--	--	------	----------	---	------	--	--	--

Acquired: Draft rights (54th Overall) from New York 6/28/05 with Kurt Thomas for Quentin Richardson and the draft rights to Nate Robinson (21st Overall). Departed: Contract expired 6/30/06.

YEAR	G	MIN	FGM	FGA	PCT	FTM	FTA	PCT	OR	DR	TR	AVG	AST	AVG	TO	STL	BLK	PTS	AVG
'05-06	10	4.3	11	25	.440	2	2	1.000	4	7	11	1.1	1	0.1	2	3	1	28	2.8

4	Brooks Thompson				6'4"	195 lbs.	G	Oklahoma State			
---	-----------------	--	--	--	------	----------	---	----------------	--	--	--

Acquired: Signed as a free agent 12/11/97. Departed: Waived 1/30/98.

YEAR	G	MIN	FGM	FGA	PCT	FTM	FTA	PCT	OR	DR	TR	AVG	AST	AVG	TO	STL	BLK	PTS	AVG
'97-98	13	3.5	10	27	.370	1	3	.333	0	4	5	0.4	3	0.2	5	4	0	26	2.0

23	Wayman Tisdale				6'9"	260 lbs.	F	Oklahoma			
----	----------------	--	--	--	------	----------	---	----------	--	--	--

Acquired: Signed as free agent 9/16/94. Departed: Contract expired on 6/30/97.

YEAR	G	MIN	FGM	FGA	PCT	FTM	FTA	PCT	OR	DR	TR	AVG	AST	AVG	TO	STL	BLK	PTS	AVG
'94-95	65	19.6	278	574	.484	94	122	.770	83	164	247	3.8	45	0.7	124	29	27	650	10.0
'95-96	63	18.3	279	564	.495	113	149	.765	55	159	214	3.4	58	0.9	63	15	36	672	10.7
'96-97	53	14.7	158	371	.426	30	48	.625	35	85	120	2.3	20	0.4	36	8	21	346	6.5
TOTALS	181	17.7	715	1509	.474	238	319	.746	173	408	581	3.2	123	0.7	163	52	84	1668	9.2

PLAYOFFS

'94-95	10	17.0	32	71	.451	9	14	.643	6	24	30	3.0	11	1.1	6	0	4	73	7.3
'95-96	4	16.8	10	30	.333	1	2	.500	3	1	4	1.0	2	0.5	1	1	1	21	5.3
'96-97	4	9.0	6	15	.400	0	0	—	2	5	7	1.8	0	0.0	1	0	0	12	3.0
TOTALS	18	15.2	48	116	.414	10	16	.625	11	30	41	2.3	12	0.7	8	1	5	106	5.9

15	Sedrick Toney				6'2"	178 lbs.	G	Dayton			
----	---------------	--	--	--	------	----------	---	--------	--	--	--

Acquired: Signed as free agent 3/29/86. Departed: Waived 10/23/86.

YEAR	G	MIN	FGM	FGA	PCT	FTM	FTA	PCT	OR	DR	TR	AVG	AST	AVG	TO	STL	BLK	PTS	AVG
'85-86	10	20.6	26	59	.441	20	30	.667	3	20	23	2.3	26	2.6	22	5	0	75	7.5

15	Cezary Trybanski				7'2"	240 lbs.	C	Pruszkow (Poland)			
----	------------------	--	--	--	------	----------	---	-------------------	--	--	--

Acquired: From Memphis 9/30/03 with Brevin Knight, Robert Archibald for Jake Tsakalidis, Bo Outlaw. Departed: To New York 1/5/04 with Stephen Marbury, Anfernee Hardaway for Antonio McDyess, Howard Eisley, Charlie Ward, Maciej Lampe, the draft rights to Milos Vujanovic, two future 1st rd. picks and cash.

YEAR	G	MIN	FGM	FGA	PCT	FTM	FTA	PCT	OR	DR	TR	AVG	AST	AVG	TO	STL	BLK	PTS	AVG
'03-04	4	2.5	0	2	.000	0	0	—	0	1	1	0.3	0	0.0	2	1	1	0	0.0

25	Jake Tsakalidis				7'2"	285 lbs.	C	Republic of Georgia			
----	-----------------	--	--	--	------	----------	---	---------------------	--	--	--

Acquired: 1st rd., 2000 NBA Draft (25th Overall). Departed: To Memphis 9/30/03 with Bo Outlaw for Brevin Knight, Robert Archibald, Cezary Trybanski.

YEAR	G	MIN	FGM	FGA	PCT	FTM	FTA	PCT	OR	DR	TR	AVG	AST	AVG	TO	STL	BLK	PTS	AVG
'00-01	57	16.6	101	215	.470	54	91	.593	83	159	242	4.2	19	0.3	66	10	55	256	4.5
'01-02	67	23.6	190	400	.475	111	159	.698	130	244	374	5.6	23	0.3	78	23	69	491	7.3
'02-03	33	16.5	61	135	.452	39	58	.672	45	77	122	3.7	13	0.4	26	6	17	908	4.9
TOTALS	157	19.6	352	750	.469	204	308	.662	45	77	122	4.7	55	0.4	170	39	141	908	5.8

PLAYOFFS

'00-01	4	18.8	6	16	.375	0	0	—	10	28	38	7.0	0	0.0	1	0	7	12	3.0
--------	---	------	---	----	------	---	---	---	----	----	----	-----	---	-----	---	---	---	----	-----

15	Nikoloz Tskitishvili				7'0"	225 lbs.	F	Republic of Georgia			
----	----------------------	--	--	--	------	----------	---	---------------------	--	--	--

Acquired: From Minnesota 1/26/06 for a 2006 2nd rd. pick. Departed: Waived 6/29/06.

YEAR	G	MIN	FGM	FGA	PCT	FTM	FTA	PCT	OR	DR	TR	AVG	AST	AVG	TO	STL	BLK	PTS	AVG
'05-06	12	7.2	12	33	.364	8	12	.667	9	11	20	1.7	3	0.3	4	1	2	33	2.8

PLAYOFFS

'05-06	3	2.0	0	3	.000	1	2	.500	0	1	1	0.3	2	0.5	1	0	0	1	0.3
--------	---	-----	---	---	------	---	---	------	---	---	---	-----	---	-----	---	---	---	---	-----

29	Alando Tucker				6'6"	205 lbs.	F	Wisconsin			
----	---------------	--	--	--	------	----------	---	-----------	--	--	--

Acquired: 1st rd., 2007 NBA Draft (29th overall). Departed: To Minnesota 12/29/09 with a second-round pick and cash for Jason Hart

YEAR	G	MIN	FGM	FGA	PCT	FTM	FTA	PCT	OR	DR	TR	AVG	AST	AVG	TO	STL	BLK	PTS	AVG
'07-08	6	8.0	8	22	.364	5	6	.833	4	4	8	1.3	0	0.0	0	0	1	22	3.7
'08-09	30	9.4	52	121	.430	26	33	.788	19	12	31	1.0	12	0.4	14	5	1	138	4.6
'09-10	11	6.5	13	30	.433	16	21	.762	5	2	7	0.6	3	0.3	4	0	0	43	3.9
TOTALS	47	8.5	73	173	.422	47	60	.783	28	18	46	1.0	15	0.3	18	5	2	203	4.3

5	Dick Van Arsdale				6'5"	202 lbs.	G/F	Indiana			
---	------------------	--	--	--	------	----------	-----	---------	--	--	--

Acquired: 1968 Expansion Draft from New York. Departed: Retired 5/12/77.

YEAR	G	MIN	FGM	FGA	PCT	FTM	FTA	PCT	OR	DR	TR	AVG	AST	AVG	TO	STL	BLK	PTS	AVG
'68-69	80	42.4	612	1386	.442	454	644	.705	—	—	548	6.9	388	4.9	—	—	—	1678	21.0
'69-70	77	38.5	592	1166	.508	459	575	.798	—	—	264	3.4	338	4.4	—	—	—	1643	21.3
'70-71	81	39.0	609	1346	.452	559	682	.811	—	—	316	3.9	329	4.1	—	—	—	1771	21.9
'71-72	82	37.8	545	1178	.463	523	626	.845	—	—	334	4.1	297	3.6	—	—	—	1619	19.7
'72-73	81	36.8	532	1118	.476	426	496	.859	—	—	326	4.0	268	3.3	—	—	—	1490	18.4
'73-74	78	36.3	514	1028	.500	361	423	.853	66	155	221	2.8	324	4.2	—	96	17	1389	17.8
'74-75	70	34.6	412	895	.470	282	339	.832	52	137	189	2.7	195	2.8	—	81	11	1124	16.1
'75-76	58	32.2	276	570	.484	195	235	.830	39	98	137	2.4	140	2.4	—	52	11	747	12.9
'76-77	78	19.7	227	498	.456	145	166	.873	31	86	117	1.5	120	1.5	—	35	5	599	7.7
TOTALS	685	35.4	4319	9185	.470	3404	4186	.813	188	476	2452	3.6	239	3.5	—	264	44	12060	17.6

PLAYOFFS

'69-70	7	36.4	43	100	.430	29	33	.879	—	—	18	2.6	29	4.1	—	—	—	115	16.4
'75-76	19	24.8	61	125	.488	40	46	.870	10	13	23	1.2	38	2.0	—	13	2	162	8.5
TOTALS	26	27.9	104	225	.462	69	79	.873	10	13	41	1.6	67	2.6	—	13	2	277	10.7

WELCOME TO PLANET ORANGE

4	Tom Van Arsdale						6'5"	202 lbs.		F	Indiana									
Acquired: From Buffalo 8/25/76 for 2nd rd. pick. Departed: Retired 4/10/77.																				
YEAR	G	MIN	FGM	FGA	PCT	FTM	FTA	PCT	OR	DR	TR	AVG	AST	AVG	TO	STL	BLK	PTS	AVG	
'76-77	77	18.5	171	395	.433	102	145	.703	47	137	184	2.4	67	0.9	20	3	—	444	5.8	
30	Nick Vanos						7'2"	260 lbs.		C	Santa Clara									
Acquired: 2nd rd., 1985 NBA Draft (32nd Overall). Departed: Killed on Northwest Flight 255 in Detroit 8/16/87.																				
YEAR	G	MIN	FGM	FGA	PCT	FTM	FTA	PCT	OR	DR	TR	AVG	AST	AVG	TO	STL	BLK	PTS	AVG	
'85-86	11	18.4	23	72	.319	8	23	.348	21	39	60	5.5	16	1.5	20	2	5	54	4.9	
'86-87	57	11.2	65	158	.411	38	59	.644	67	113	180	3.2	43	0.8	48	19	23	168	2.9	
TOTALS	68	12.4	88	230	.383	46	82	.561	88	152	240	3.5	59	0.9	68	21	28	222	3.3	
43	Jake Voskuhl						6'11"	255 lbs.		C	Connecticut									
Acquired: From Chicago 10/29/01 for Soumaila Samake and a 2003 2nd rd. pick. Departed: To Charlotte Bobcats 8/2/05 for a conditional 2nd rd. pick.																				
YEAR	G	MIN	FGM	FGA	PCT	FTM	FTA	PCT	OR	DR	TR	AVG	AST	AVG	TO	STL	BLK	PTS	AVG	
'01-02	59	15.3	107	193	.554	82	109	.752	103	147	250	4.2	18	0.3	48	11	23	296	5.0	
'02-03	65	14.6	92	163	.564	64	96	.667	97	128	225	3.5	36	0.6	48	18	29	248	3.8	
'03-04	66	24.3	152	300	.507	134	181	.740	123	220	343	5.2	57	0.9	77	42	25	438	6.6	
'04-05	38	9.5	27	59	.458	26	38	.684	30	62	92	2.4	17	0.4	20	4	11	80	2.4	
TOTALS	228	16.7	378	715	.529	306	424	.721	353	557	910	4.0	128	0.5	193	75	88	1062	4.7	
PLAYOFFS																				
'02-03	6	16.3	12	17	.706	12	13	.923	9	13	22	3.7	2	0.3	6	4	4	36	6.0	
4	Jackson Vroman						6'10"	220 lbs.		F/C	Iowa State									
Acquired: Draft rights (31st Overall) from Chicago 6/24/04 with a 1st rd. pick and cash for the draft rights to Luol Deng. Departed: To New Orleans 1/21/05 with Casey Jacobsen and Maciej Lampe for Jim Jackson and a 2005 2nd rd. pick (via Dallas).																				
YEAR	G	MIN	FGM	FGA	PCT	FTM	FTA	PCT	OR	DR	TR	AVG	AST	AVG	TO	STL	BLK	PTS	AVG	
'04-05	10	5.7	6	16	.375	4	7	.571	5	8	13	1.3	7	0.7	7	3	2	16	1.6	
41	Neal Walk						6'10"	220 lbs.		C	Florida									
Acquired: 1st rd., 1969 NBA Draft (2nd Overall). Departed: To New Orleans Jazz 9/16/74 with 2nd rd. pick for Curtis Perry, Nate Hawthorne, Dennis Awtrye and 1st rd. pick.																				
YEAR	G	MIN	FGM	FGA	PCT	FTM	FTA	PCT	OR	DR	TR	AVG	AST	AVG	TO	STL	BLK	PTS	AVG	
'69-70	82	17.0	257	547	.470	155	242	.640	—	—	455	5.5	80	1.0	—	—	—	669	8.2	
'70-71	82	24.8	426	945	.451	205	268	.765	—	—	674	8.2	117	1.4	—	—	—	1057	12.9	
'71-72	81	26.4	506	1057	.479	256	344	.744	—	—	665	8.2	151	1.9	—	—	—	1268	15.7	
'72-73	81	38.4	678	1455	.466	279	355	.786	—	—	1006	12.4	287	3.5	—	—	—	1635	20.2	
'73-74	82	31.1	573	1245	.460	235	297	.791	235	602	837	10.2	331	4.0	—	73	57	1381	16.8	
TOTALS	408	27.5	2440	5249	.465	1130	1506	.750	235	602	3637	8.9	966	2.4	—	73	57	6010	14.7	
PLAYOFFS																				
'69-70	5	12.6	17	43	.395	6	8	.750	—	—	35	7.0	2	0.4	—	—	—	40	8.0	
22	John Wallace						6'9"	225 lbs.		F	Syracuse									
Acquired: From Detroit 7/18/01 with Jud Buechler for Clifford Robinson. Departed: Contract expired 6/30/02.																				
YEAR	G	MIN	FGM	FGA	PCT	FTM	FTA	PCT	OR	DR	TR	AVG	AST	AVG	TO	STL	BLK	PTS	AVG	
'01-02	46	10.7	93	214	.435	40	46	.870	27	58	85	1.8	29	0.6	29	11	9	231	5.0	
23	Bob Wartick						6'5"	200 lbs.		G	Pepperdine									
Acquired: Signed as free agent 11/8/68. Departed: Waived 9/11/69.																				
YEAR	G	MIN	FGM	FGA	PCT	FTM	FTA	PCT	OR	DR	TR	AVG	AST	AVG	TO	STL	BLK	PTS	AVG	
'68-69	63	15.5	212	501	.423	83	137	.606	—	—	151	2.4	131	2.1	—	—	—	507	8.0	
10	Jeff Webb						6'4"	170 lbs.		G	Kansas State									
Acquired: Signed as free agent 1/4/72. Departed: Waived 9/25/72.																				
YEAR	G	MIN	FGM	FGA	PCT	FTM	FTA	PCT	OR	DR	TR	AVG	AST	AVG	TO	STL	BLK	PTS	AVG	
'71-72	27	4.8	31	65	.477	5	10	.500	—	—	17	0.6	16	0.6	—	—	—	67	2.5	
31	Walt Wesley						6'11"	230 lbs.		F	Kansas									
Acquired: From Cleveland 11/22/72 for 3rd rd. pick. Departed: To Washington 10/9/73 for two future draft picks.																				
YEAR	G	MIN	FGM	FGA	PCT	FTM	FTA	PCT	OR	DR	TR	AVG	AST	AVG	TO	STL	BLK	PTS	AVG	
'72-73	45	8.1	63	155	.406	18	34	.529	—	—	113	2.5	24	0.5	—	—	—	144	3.2	

41	Mark West				6'10"	246 lbs.	C	Old Dominion							
----	-----------	--	--	--	-------	----------	---	--------------	--	--	--	--	--	--	--

Acquired: From Cleveland 2/25/88 with Kevin Johnson, Cleveland's 1st & 2nd rd. picks & L.A. Lakers' 2nd rd. pick for Larry Nance, Mike Sanders & Detroit's 1st rd. pick; Signed as free agent 10/19/99. **Departed:** To Detroit 8/1/94 for two 2nd rd. picks; Waived 3/25/00.

YEAR	G	MIN	FGM	FGA	PCT	FTM	FTA	PCT	OR	DR	TR	AVG	AST	AVG	TO	STL	BLK	PTS	AVG
'87-88	29	31.6	134	257	.521	75	132	.568	82	160	242	8.3	24	0.8	82	22	68	343	11.8
'88-89	82	24.6	243	372	.653	108	202	.535	167	384	551	6.7	39	0.5	103	35	187	594	7.2
'89-90	82	29.6	331	530	.625	199	288	.691	212	516	728	8.9	45	0.6	126	36	184	861	10.5
'90-91	82	23.9	247	382	.647	135	206	.655	171	393	564	6.9	37	0.5	86	32	161	629	7.7
'91-92	82	17.5	196	310	.632	109	171	.637	134	238	372	4.5	22	0.3	82	14	82	501	6.1
'92-93	82	19.0	175	285	.614	86	166	.518	153	305	458	5.6	29	0.4	93	16	103	436	5.3
'93-94	82	15.0	162	286	.566	58	116	.500	112	183	295	3.6	33	0.4	74	31	109	382	4.7
'99-00	22	5.8	5	12	.417	5	8	.625	6	25	31	1.4	2	0.1	6	2	4	15	0.7
TOTALS	543	21.4	1493	2434	.613	775	1289	.601	1037	2204	3241	6.0	231	0.4	652	188	898	3761	6.9

PLAYOFFS

'88-89	12	18.9	32	50	.640	10	14	.714	21	32	53	4.4	6	0.5	13	7	19	74	6.2
'89-90	16	34.0	75	130	.577	27	50	.540	53	111	164	10.3	5	0.3	26	4	41	177	11.1
'90-91	4	23.3	9	15	.600	5	7	.714	8	10	18	4.5	2	0.5	3	2	10	23	5.8
'91-92	8	12.0	14	19	.737	4	8	.500	8	9	17	2.3	2	0.3	2	2	4	32	4.0
'92-93	24	19.5	43	79	.544	28	46	.609	36	63	99	4.1	11	0.5	17	4	33	114	4.8
'93-94	7	9.9	5	15	.333	7	10	.700	11	9	20	2.9	0	—	4	0	7	17	2.4
TOTALS	71	21.1	178	308	.578	81	135	.600	137	234	371	5.2	26	0.4	65	19	114	437	6.2

44	Paul Westphal				6'4"	192 lbs.	G	USC							
----	---------------	--	--	--	------	----------	---	-----	--	--	--	--	--	--	--

Acquired: From Boston 5/23/75 with 2nd rd. picks for Charlie Scott; Signed as free agent 9/14/83. **Departed:** To Seattle 6/30/80 for Dennis Johnson; Contract expired on 6/30/84.

YEAR	G	MIN	FGM	FGA	PCT	FTM	FTA	PCT	OR	DR	TR	AVG	AST	AVG	TO	STL	BLK	PTS	AVG
'75-76	82	36.1	657	1329	.494	365	440	.830	74	185	259	3.1	440	5.4	—	210	38	1679	20.1
'76-77	81	32.1	682	1317	.518	362	439	.825	57	133	190	2.3	459	5.7	—	134	21	1726	21.3
'77-78	80	31.0	809	1568	.516	396	487	.813	41	123	164	2.1	437	5.5	280	138	31	2014	25.2
'78-79	81	32.6	801	1496	.535	339	405	.837	35	124	159	2.0	529	6.5	232	111	26	1941	24.0
'79-80	82	32.5	692	1317	.525	382	443	.862	46	141	187	2.3	416	5.1	207	119	35	1792	21.9
'83-84	59	14.7	144	313	.460	117	142	.824	8	35	43	0.7	148	2.5	77	41	6	412	7.0
TOTALS	465	30.6	3785	7340	.516	1961	2356	.832	261	741	1002	2.2	2429	5.2	796	753	157	9564	20.6

PLAYOFFS

'75-76	19	36.1	165	323	.511	71	93	.763	14	33	47	2.5	96	5.1	—	34	9	401	21.1
'77-78	2	33.0	22	47	.468	8	9	.889	3	3	6	3.0	19	9.5	5	1	0	52	26.0
'78-79	15	35.6	142	287	.495	52	66	.788	7	26	33	2.2	64	4.3	38	15	5	336	22.4
'79-80	8	31.6	69	142	.486	28	32	.875	2	8	10	1.3	31	3.9	13	11	3	167	20.9
TOTALS	44	35.0	398	799	.498	159	200	.795	26	70	96	2.2	210	4.8	56	61	17	956	21.7

25	John Wetzel				6'5"	195 lbs.	G	Virginia Tech							
----	-------------	--	--	--	------	----------	---	---------------	--	--	--	--	--	--	--

Acquired: 1968 Expansion Draft from L.A. Lakers; Acquired 10/24/75 off waivers. **Departed:** Waived 1/15/73; Retired on 8/26/76.

YEAR	G	MIN	FGM	FGA	PCT	FTM	FTA	PCT	OR	DR	TR	AVG	AST	AVG	TO	STL	BLK	PTS	AVG
'70-71	70	15.6	124	288	.431	83	101	.822	—	—	153	2.2	114	1.6	—	—	—	331	4.7
'71-72	51	8.2	31	82	.378	23	30	.800	—	—	65	1.3	56	1.1	—	—	—	86	1.7
'75-76	37	6.7	22	46	.478	20	24	.833	8	30	38	1.0	19	0.5	—	9	3	64	1.7
TOTALS	158	11.0	177	416	.425	126	155	.813			256	1.6	189	1.2		9	3	481	3.0

PLAYOFFS

'75-76	2	2.5	0	0	0	2	2	1.000	0	2	2	1.0	0	0.0	—	0	0	2	1.0
--------	---	-----	---	---	---	---	---	-------	---	---	---	-----	---	-----	---	---	---	---	-----

55	Jahidi White				6'9"	290 lbs.	C	Georgetown							
----	--------------	--	--	--	------	----------	---	------------	--	--	--	--	--	--	--

Acquired: Acquired from Washington 11/5/03 for Brevin Knight. **Departed:** Selected by Charlotte 6/22/04 in NBA Expansion Draft. Phoenix also sent Charlotte a future 1st rd. pick owed to the Suns from Cleveland.

YEAR	G	MIN	FGM	FGA	PCT	FTM	FTA	PCT	OR	DR	TR	AVG	AST	AVG	TO	STL	BLK	PTS	AVG
'03-04	61	14.1	99	189	.524	63	126	.500	97	164	261	4.3	7	0.1	65	25	50	261	4.3

7	Rory White				6'7"	212 lbs.	F	South Alabama							
---	------------	--	--	--	------	----------	---	---------------	--	--	--	--	--	--	--

Acquired: 4th rd., 1982 NBA Draft (86th Overall). **Departed:** Waived 12/20/83.

YEAR	G	MIN	FGM	FGA	PCT	FTM	FTA	PCT	OR	DR	TR	AVG	AST	AVG	TO	STL	BLK	PTS	AVG
'82-83	65	9.6	127	234	.543	70	109	.642	47	58	105	1.6	30	0.5	51	16	2	324	5.0
'83-84	22	14.0	69	144	.479	24	42	.571	30	32	62	2.9	14	0.6	18	13	2	162	7.4
TOTALS	87	10.7	196	378	.519	94	151	.623	77	90	167	1.9	44	0.5	69	29	4	486	5.6

PLAYOFFS

'82-83	3	13.3	7	14	.500	2	4	.500	1	9	10	3.3	0	0.0	1	0	0	16	5.3
--------	---	------	---	----	------	---	---	------	---	---	----	-----	---	-----	---	---	---	----	-----

55	Earl Williams				6'7"	235 lbs.	F	Winston-Salem							
----	---------------	--	--	--	------	----------	---	---------------	--	--	--	--	--	--	--

Acquired: 3rd rd., 1974 NBA Draft (49th Overall). **Departed:** To Detroit 5/28/75 for 2nd rd. pick.

YEAR	G	MIN	FGM	FGA	PCT	FTM	FTA	PCT	OR	DR	TR	AVG	AST	AVG	TO	STL	BLK	PTS	AVG
'74-75	79	13.2	163	394	.414	45	103	.437	156	300	456	5.8	95	1.2	—	28	32	371	4.7

18	John "Hot Rod" Williams										6'11"	245 lbs.	C	Tulane															
Acquired: From Cleveland 10/7/95 for Dan Majerle, Antonio Lang and 1st rd. pick.																				Departed: Contract expired on 6/30/98.									
YEAR	G	MIN	FGM	FGA	PCT	FTM	FTA	PCT	OR	DR	TR	AVG	AST	AVG	TO	STL	BLK	PTS	AVG										
'95-96	62	26.6	108	397	.453	95	130	.731	129	243	372	6.0	62	1.0	62	46	90	455	7.3										
'96-97	68	31.4	204	416	.490	133	198	.672	178	384	562	8.3	100	1.5	66	67	88	541	8.0										
'97-98	71	18.8	95	202	.470	65	93	.699	107	205	312	4.4	49	0.7	29	33	60	255	3.6										
TOTALS	201	25.5	479	1015	.472	293	421	.696	414	832	1246	6.2	211	1.0	157	146	238	1251	6.2										

PLAYOFFS

'95-96	4	28.8	14	32	.438	8	12	.667	11	15	26	6.3	1	0.3	6	0	7	36	9.0
'96-97	5	21.0	8	15	.533	4	10	.400	10	13	23	4.6	3	0.6	5	2	8	20	4.0
'97-98	3	11.0	2	7	.286	2	3	.667	2	2	4	1.3	1	0.3	0	1	2	6	2.0
TOTALS	12	21.1	24	54	.444	14	25	.560	23	30	53	4.4	5	0.4	11	3	17	62	5.2

21	Micheal Williams								6'2"	175 lbs.	G	Baylor								
Acquired: From Detroit 6/27/89 with Kenny Battle for Anthony Cook. Departed: Waived 12/12/89.																				
YEAR	G	MIN	FGM	FGA	PCT	FTM	FTA	PCT	OR	DR	TR	AVG	AST	AVG	TO	STL	BLK	PTS	AVG	
'89-90	6	4.3	2	10	.200	1	2	.500	1	0	1	0.2	4	0.7	9	0	0	5	0.8	

47	Scott Williams										6'10"	260 lbs.	C	North Carolina									
Acquired: Signed as free agent 7/19/02.										Departed: Waived 1/28/04.													
YEAR	G	MIN	FGM	FGA	PCT	FTM	FTA	PCT	OR	DR	TR	AVG	AST	AVG	TO	STL	BLK	PTS	AVG				
'02-03	69	12.6	120	292	.411	33	42	.786	72	121	193	2.8	22	0.3	32	27	21	273	4.0				
'03-04	16	16.7	53	101	.525	9	13	.692	23	49	72	4.5	6	0.4	6	15	7	117	7.3				
TOTALS	85	13.9	173	393	.440	42	55	.764	95	170	265	3.1	28	0.3	38	42	28	390	4.6				

PLAYOFFS

'02-03	6	13.8	11	32	.344	2	2	1.000	6	9	15	2.5	1	0.2	1	4	3	24	4.0
--------	---	------	----	----	------	---	---	-------	---	---	----	-----	---	-----	---	---	---	----	-----

21	George Wilson						6'8"	240 lbs.	F	Cincinnati									
Acquired: 1968 Expansion Draft from Seattle.										Departed: To Philadelphia 1/20/69 for Jerry Chambers.									
YEAR	G	MIN	FGM	FGA	PCT	FTM	FTA	PCT	OR	DR	TR	AVG	AST	AVG	TO	STL	BLK	PTS	AVG
'68-69	41	1294	191	481	.397	93	151	.616	—	—	505	12.3	76	1.9	—	—	—	475	11.6

10	David Wood										6'9"	230 lbs.	F	Nevada									
Acquired: Signed 10-day contract 1/18/96.										Departed: 10-day contract expired 1/27/96.													
YEAR	G	MIN	FGM	FGA	PCT	FTM	FTA	PCT	OR	DR	TR	AVG	AST	AVG	TO	STL	BLK	PTS	AVG				
'95-96	4	8.5	1	6	.167	2	2	1.000	2	3	5	1.3	2	0.5	2	1	0	4	1.0				

43	Michael Young										6'7"	220 lbs.	F	Houston															
Acquired: Signed as free agent 11/27/84.																				Departed: Waived 12/10/84.									
YEAR	G	MIN	FGM	FGA	PCT	FTM	FTA	PCT	OR	DR	TR	AVG	AST	AVG	TO	STL	BLK	PTS	AVG										
'84-85	2	5.5	2	6	.333	0	0	—	1	1	2	1.0	0	—	0	0	0	4	2.0										

Suns Transactions

1968-69

- Aug. 27** Acquired 2nd rd. pick from Boston for Emmette Bryant.
- Sept. 11** Acquired 3rd rd. pick and cash from Atlanta for Dennis Hamilton.
- Sept. 12** Acquired 1st rd. pick and cash from Milwaukee for Dick Cunningham.
- Oct. 18** Acquired Eddie Biedenbach off waivers from L.A. Lakers.
- Nov. 6** Waived Rodney Knowles.
- Nov. 8** Acquired Bob Warlick off waivers from Milwaukee.
- Nov. 21** Waived Eddie Biedenbach.
- Dec. 17** Acquired Jim Fox and 3rd rd. pick from Detroit for McCoy McLemore.
- Jan. 20** Acquired Jerry Chambers from Philadelphia for George Wilson.

1969-70

- May 8** Acquired Paul Silas from Atlanta for Gary Gregor.
- June 20** Signed Connie Hawkins.
- Sept. 11** Waived Bob Warlick.
- Sept. 13** Acquired 2nd rd. pick from Philadelphia for rights to Bill Melchionni.
- Sept. 20** Acquired 3rd rd. pick from Atlanta for rights to Eugene Tormohlen.
- Oct. 1** Waived David Lattin.
- Oct. 26** Acquired Art Harris from Seattle for Dick Snyder.
- Jan. 2** Jerry Colangelo assumes head coaching duties from Johnny Kerr.

1970-71

- Apr. 23** Acquired Clem Haskins from Chicago for Jim Fox and future pick.
- May 11** Jerry Chambers and Stan McKenzie selected by Portland in expansion draft.
- May 20** Acquired Mel Counts from L.A. Lakers for Gail Goodrich.
- July 8** Acquired 4th rd. pick from New York for rights to Heywood Dotson.
- July 27** Waived Neil Johnson.

1971-72

- Apr. 2** Acquired Otto Moore from Detroit for future considerations.
- Aug. 31** Acquired two 3rd rd. picks from Cleveland for Greg Howard.
- Sept. 21** Waived Joe Thomas.
- Dec. 27** Acquired two 3rd rd. picks from Cincinnati for Fred Taylor.
- Jan. 4** Signed free agent Jeff Webb.
- Mar. 14** Acquired Charlie Scott from Boston for future considerations (Paul Silas).

1972-73

- Apr. 7** Acquired 1st rd. pick from Houston for Otto Moore.
- Apr. 10** Acquired Gus Johnson from Baltimore for 2nd rd. pick.
- Sept. 19** Paul Silas sent to Boston to complete Charlie Scott deal; Acquired Paul Stovall from L.A. Lakers for two picks.
- Sept. 25** Waived Jeff Webb.
- Sept. 29** Waived Art Harris.
- Oct. 9** Waived John Wetzel.
- Oct. 10** Acquired 2nd rd. pick and cash from Philadelphia for Mel Counts.
- Oct. 30** Jerry Colangelo assumes head coaching duties from Bill van Breda Kolff.
- Nov. 22** Acquired Walt Wesley from Cleveland for 3rd rd. pick.
- Dec. 1** Waived Gus Johnson.

1973-74

- Sept. 14** Waived Paul Stovall.
- Sept. 18** Waived Dennis Layton.
- Sept. 18** Waived Scott English.
- Oct. 9** Acquired Bob Christian from Atlanta for two picks; Acquired two future picks from Washington for Walt Wesley.
- Oct. 30** Acquired Keith Erickson and 2nd rd. pick from L.A. Lakers for Connie Hawkins.
- Nov. 27** Waived Joe Reaves.
- Jan. 25** Acquired rights to Bill Chamberlain from Golden State for 3rd rd. pick; Signed Chamberlain.

1974-75

- May 20** Lamar Green selected by New Orleans Jazz in the expansion draft.
- July 31** Waived Bob Christian.
- Sept. 6** Acquired Dave Stallworth and 2nd rd. pick from Washington for Clem Haskins.
- Sept. 16** Acquired Curtis Perry, Dennis Awtrey, Nate Hawthorne and a 1st rd. pick ('76; Ricky Sobers) from New Orleans Jazz for Neal Walk and 2nd rd. pick ('75).
- Sept. 24** Waived Bill Chamberlain.
- Oct. 10** Waived Dave Stallworth; Acquired rights to Washington's 2nd rd. pick ('75) to complete Clem Haskins deal.
- Nov. 27** Acquired 2nd rd. pick ('76) and 3rd rd. pick ('77) from L.A. Lakers for Corky Calhoun.
- Jan. 2** Signed free agent Greg Jackson.

1975-76

- May 23** Acquired Paul Westphal and two 2nd rd. picks ('75 and '76) from Boston for Charlie Scott.
- May 28** Acquired Willie Norwood from Detroit for Earl Williams.
- May 29** Acquired 1st rd. pick in '75 draft from Buffalo for one of two Phoenix 1st rd. picks in '76 draft.
- June 9** Acquired Phil Lumpkin from Portland for 2nd rd. pick ('76).
- June 10** Signed free agent Dennis Layton.
- July 15** Waived Jim Owens.
- Sept. 17** Acquired future draft considerations from Washington for Greg Jackson.
- Sept. 30** Acquired rights to Detroit's 2nd rd. pick ('76) for Willie Norwood.
- Oct. 4** Waived Dennis Layton.
- Oct. 24** Waived Gary Melchionni; Acquired John Wetzel off waivers from Atlanta.
- Nov. 3** Acquired Pat Riley from L.A. Lakers for two 2nd rd. picks ('76 and '77).
- Nov. 22** Mike Bantom sold to Seattle.
- Feb. 1** Acquired Gar Heard and 2nd rd. pick ('76) from Buffalo for John Shumate.
- Feb. 11** Waived Fred Saunders.

1976-77

- Aug. 25** Acquired Tom Van Arsdale from Buffalo for 2nd rd. pick ('77) and cash.
- Aug. 26** John Wetzel retires. He is first player to retire as a member of the Suns.
- Sept. 21** Pat Riley retires.
- Oct. 15** Waived Nate Hawthorne, Phil Lumpkin and Marv Roberts.
- Dec. 7** Signed free agent Dale Schleuter.
- Mar. 18** Acquired rights to Bayard Forrest from Seattle for 2nd rd. pick ('79) and cash.

1977-78

- Apr. 10** Tom Van Arsdale retires.
- May 12** Dick Van Arsdale retires.

- June 6** Keith Erickson becomes free agent by playing out option.
- July 15** Acquired 4th rd. pick ('78) from Portland for Dale Schleuter.
- Sept. 6** Acquired Don Buse from Indiana for Ricky Sobers.
- Oct. 17** Waived Butch Feher.
- Nov. 14** Waived Greg Griffin.
- Feb. 16** Re-signed Greg Griffin after Curtis Perry was placed on injured list.

1978-79

- Aug. 23** Suspended Greg Griffin who signed contract to play European basketball.
- Sept. 13** Curtis Perry retires.
- Oct. 11** Acquired 2nd rd. pick and cash from Boston for Dennis Awtrey.
- Oct. 12** Waived Ira Terrell.
- Jan. 12** Acquired Len "Truck" Robinson from New Orleans Jazz for Ron Lee, Marty Byrnes, two 1st rd. picks ('79, '80) and cash.
- Jan. 15** Signed free agent Ted McClain.
- May 22** Signed free agent Jeff Cook.

1979-80

- June 22** Acquired 1st rd. pick ('79; Kyle Macy) from Washington for rights to Steve Malovic.
- Aug. 27** Acquired Andre Wakefield from Detroit for 4th rd. pick ('81).
- Sept. 4** Waived Ted McClain.
- Sept. 13** Re-signed free agent Greg Griffin.
- Oct. 1** Waived Charlie Jones, Al Green and Greg Griffin.
- Feb. 15** Acquired Rich Kelley from New Jersey for 1st ('82), 2nd rd. picks ('83) and cash.

1980-81

- May 22** Signed Kyle Macy.
- May 28** Mike Bratz selected by Dallas in Expansion Draft.
- June 3** Acquired Dennis Johnson from Seattle for Paul Westphal.
- June 9** Acquired Wiley Peck from Dallas for 2nd rd. pick ('81) and future considerations.
- Sept. 8** Waived Wiley Peck.
- Nov. 25** Acquired two 2nd rd. picks ('81, '82) and cash from Indiana for Don Buse.
- Feb. 3** Acquired 3rd rd. pick ('81) and a future conditional pick from San Diego Clippers as compensation for the free-agent signing of Gar Heard.

1981-82

- June 8** Acquired Dudley Bradley from Indiana for 2nd rd. picks ('81, '82) and relinquished rights to '83 switch of 1st rd. picks.
- June 18** Waived Mike Niles.
- Sept. 30** Acquired 3rd rd. pick from Chicago for Johnny High.
- Oct. 26** Signed free agent John McCullough.
- Dec. 18** Waived John McCullough.

1982-83

- June 21** Acquired '82 1st rd. pick (David Thirdkill) from Denver for Rich Leach.
July 1 Waived Dudley Bradley.
July 7 Re-signed Johnny High; Acquired Maurice Lucas from New York for Truck Robinson.
Dec. 21 Waived Craig Dykema.
Feb. 7 Signed free agent Charles Pittman.
Feb. 8 Acquired James Edwards from Cleveland for Jeff Cook, 3rd rd. pick ('83), and an exchange of 1st rd picks ('83) and cash.

1983-84

- June 27** Acquired Rick Robey and two 2nd rd. picks ('83) from Boston for Dennis Johnson and 1st rd. pick ('83).
Sept. 14 Signed free agent Paul Westphal.
Oct. 17 Acquired two 2nd rd. picks ('86 and '87) from Detroit for David Thirdkill.
Dec. 19 Waived Johnny High; Signed free agent Mike Sanders.
Dec. 20 Waived Rory White.
Jan. 11 Re-signed Johnny High to 10-day contract.
Jan. 20 Re-signed Johnny High to 2nd 10-day contract.
Feb. 1 Waived Johnny High.

1984-85

- Nov. 27** Signed free agent Michael Young.
Dec. 10 Waived Michael Young.

1985-86

- June 14** Acquired Bernard Thompson from Portland for 2nd rd. pick ('87).
Aug. 19 Acquired two 2nd rd. picks ('88 and '89) from L.A. Lakers for Maurice Lucas.
Oct. 4 Free agent Kyle Macy signed by Chicago. Suns waived right of first refusal for 2nd rd. picks ('86, '90).
Oct. 8 Signed Devin Durrant.
Oct. 14 Waived Alvin Scott.
Nov. 4 Waived Devin Durrant and Michael Holton.
Dec. 10 Waived Charles Pittman.
Dec. 13 Re-signed Charles Pittman.
Mar. 29 Signed free agent Sedric Toney.

1986-87

- June 8** Released Rod Foster.
July 31 Declined option on final year of Rick Robey's contract, became a veteran free agent.
Aug. 13 Charles Pittman signed contract with Varese of the Italian Basketball League.
Sept. 2 Georgi Glouchkov signed contract with Caserta of Italian Basketball League; Placed on Suns' suspended list.
Oct. 23 Waived Sedric Toney.
Oct. 28 Waived Charles Jones.
Feb. 26 Released John MacLeod as head coach; Named Dick Van Arsdale interim head coach.

1987-88

- Apr. 27** Named John Wetzel head coach.
May 13 Named Herb Brown assistant coach; Named Cotton Fitzsimmons director of player personnel.
June 11 Signed free agents Victor Fleming, Bill Martin and Joe Ward.
June 19 Acquired 1st rd. pick ('88) from Detroit for William Bedford; Acquired Eddie Johnson from Sacramento for Ed Pinckney and 2nd rd. pick.
June 30 Did not renew assistant coach Al Bianchi's contract.
Aug. 25 Rafael Addison signed with Allibert of Italian Basketball League; Placed on Suns' suspended list.
Oct. 1 Signed free agent Greg Spurling.
Oct. 2 Signed free agent Jeff Cook.
Oct. 3 Signed free agent Ozell Jones.
Oct. 13 Waived Grant Gondrezick, Steve Beck and Bruce Dalrymple.
Oct. 14 Jerry Colangelo-led group purchases Suns franchise for \$44.5 million.
Oct. 19 Waived Victor Fleming, Rafael Addison and Greg Spurling.
Oct. 20 Re-signed Victor Fleming; Extended offer sheet to restricted free agent Alton Lister; Offer was matched by Seattle.
Oct. 29 Acquired James Bailey from Cleveland for 2nd rd. pick ('88).
Oct. 31 Waived Ozell Jones.
Nov. 4 Waived Victor Fleming.
Dec. 26 Waived Bill Martin.
Feb. 24 Acquired Ron Moore and 2nd rd. pick ('91) from Detroit for James Edwards.
Feb. 25 Acquired Kevin Johnson, Mark West, Ty Corbin, 1st and 2nd rd. picks ('88), and Lakers' 2nd rd. pick ('89) from Cleveland for Larry Nance, Mike Sanders and Detroit's 1st rd. pick ('88); Jay Humphries traded to Milwaukee for Craig Hodges and Golden State's 2nd rd. pick ('88); Waived Bernard Thompson.

1988-89

- Apr. 29** Alvan Adams retired.
May 2 Relieved John Wetzel and Herb Brown of coaching duties.
May 10 Named Cotton Fitzsimmons head coach; Named Paul Westphal assistant coach.
June 20 Named Lionel Hollins assistant coach.
June 30 Elect not to re-sign veteran free agents James Bailey and Jeff Cook.
July 5 Signed Tom Chambers as the first unrestricted free agent in NBA history.
July 6 Walter Davis signs with Denver.
Aug. 29 Elected not to re-sign Ron Moore.
Sept. 26 Named Len "Truck" Robinson part-time assistant coach.
Nov. 25 Suspended Kenny Gattison.
Dec. 14 Acquired Ed Nealy and 2nd rd. pick ('89) from Chicago for Craig Hodges.
Dec. 27 Waived Winston Crite.

- Dec. 30** Signed Mark Davis to 10-day contract.
Jan. 9 Re-signed Mark Davis to 2nd 10-day contract.
Jan. 14 Waived Mark Davis.
Jan. 16 Signed T.R. Dunn to 10-day contract.
Jan. 26 Re-signed T.R. Dunn to 2nd 10-day contract.
Feb. 5 Re-signed T.R. Dunn for rest of the season.

1989-90

- June 15** Tyrone Corbin selected by Minnesota in Expansion Draft.
June 27 Acquired Kenny Battle and Michael Williams from Detroit for 1st rd. pick.
Aug. 24 Signed free agent Steve Kerr.
Sept. 5 Acquired 2nd rd. pick ('93) from Cleveland for Steve Kerr.
Sept. 21 Waived Kenny Gattison.
Oct. 5 Traded Ed Nealy to Chicago for future considerations.
Nov. 2 Waived Dean Garrett.
Dec. 12 Waived Micheal Williams.
Dec. 13 Acquired Kurt Rambis and two 2nd rd. picks from Charlotte Hornets for Armon Gilliam.
Mar. 21 Signed Tim Legler to 10-day contract.
Mar. 26 Signed Mike McGee for rest of the season.
Mar. 31 Re-signed Tim Legler to a 2nd 10-day contract.

1990-91

- July 1** Did not extend offer to Greg Grant; Mike McGee's contract not renewed.
July 20 Signed free agent Ed Nealy.
Sept. 6 Signed free agent Ian Lockhart.
Sept. 28 Acquired 2nd rd. pick ('93) from Washington for Mike Morrison.
Oct. 28 Acquired future 1st rd. pick ('94, Wesley Person) from Philadelphia for rights to Jayson Williams.
Nov. 14 Waived Ricky Blanton.
Dec. 7 Acquired Xavier McDaniel from Seattle for Eddie Johnson and two 1st rd. picks ('91 and '93 or '94).
Jan. 23 Waived Kenny Battle.
Jan. 26 Signed free agent Joe Barry Carroll.

1991-92

- Aug. 6** Ian Lockhart signed with Cholet, France.
Oct. 1 Acquired Jerrod Mustaf, Trent Tucker and two 2nd rd. picks from New York for Xavier McDaniel.
Oct. 29 Waived Joey Wright.
Oct. 30 Waived Joe Barry Carroll.
Oct. 31 Placed Richard Dumas on suspended list.
Nov. 15 Waived Trent Tucker.
Feb. 14 Signed Steve Burt to 10-day contract.
Feb. 24 Re-signed Steve Burt to 2nd 10-day deal.
Mar. 5 Re-signed Steve Burt for rest of the season.

1992-93

- Apr. 23** Paul Westphal replaces Cotton Fitzsimmons as head coach; Fitzsimmons becomes the team's Senior Executive V.P.
June 17 Acquired Charles Barkley from Philadelphia for Jeff Hornacek, Tim Perry and Andrew Lang.
July 2 Waived Steve Burt.
July 3 Signed free agent Danny Ainge.
Aug. 4 Signed free agent Bob Martin.
Aug. 18 Signed free agent Tim Kempton.
Sept. 29 Signed free agent Alex Stivrins.
Oct. 8 Signed picks Oliver Miller and Brian Davis; Signed free agent Frank Johnson.
Oct. 22 Waived Brian Davis.
Nov. 3 Waived Frank Johnson and Bob Martin.
Nov. 5 Waived Ed Nealy; Re-signed Frank Johnson to one-year contract; Signed free agent Duane Cooper.
Nov. 20 Waived Kurt Rambis.
Nov. 25 Waived Alex Stivrins.
Dec. 1 Re-signed Alex Stivrins.
Dec. 16 Activated Richard Dumas from the suspended list.
Dec. 26 Waived Alex Stivrins.
Mar. 28 Re-signed Alex Stivrins to 10-day contract; placed Richard Dumas on suspended list. Re-signed Alex Stivrins to 2nd 10-day contract.
Apr. 7

1993-94

- June 25** Chose not to exercise option on Tom Chambers, making him an unrestricted free agent.
July 23 Re-signed free agent Richard Dumas.
July 28 Re-signed Frank Johnson.
Aug. 13 Signed free agent Joe Kleine.
Aug. 26 Signed free agent Cedric Ceballos.
Sept. 8 Signed pick Malcolm Mackey to multi-year contract.
Sept. 28 Signed free agent A.C. Green.
Oct. 7 Signed free agent Rod Higgins.
Oct. 16 Waived Byron Wilson.
Nov. 2 Waived Rod Higgins.
Nov. 10 Acquired 2nd rd. pick ('96, Ben Davis) from San Antonio for Negele Knight; Signed free agent Duane Cooper to one-year contract.
Jan. 21 Waived Tim Kempton.
Jan. 22 Signed Elliot Perry to 10-day contract.
Feb. 1 Re-signed Elliot Perry to 2nd 10-day contract.
Feb. 11 Re-signed Elliot Perry for the rest of season.
Feb. 26 Waived Joe Courtney.
Apr. 15 Signed Skeeter Henry for rest of season.

1994-95

- June 2** Signed Kevin Johnson to a one-year contract extension.
- July 22** Waived Skeeter Henry.
- July 29** Charles Claxton, the 50th pick, announces he will return to Georgia for senior year, Suns retain rights until 1996 Draft.
- Aug. 1** Acquired two 2nd rd. picks (Russ Millard in '96; '99) from Detroit for Mark West.
- Sept. 8** Signed free agent Danny Manning to one-year contract.
- Sept. 15** Signed Antonio Lang and Aaron Swinson; Signed free agent Winston Garland; Waived Jerrod Mustaf as part of agreement to buy out remaining two years of his contract.
- Sept. 16** Signed free agent Wayman Tisdale to one-year contract.
- Sept. 20** Did not match Detroit's offer sheet for restricted free agent Oliver Miller.
- Sept. 23** Acquired 1st rd. pick ('95, Michael Finley) from L.A. Lakers for Cedric Ceballos.
- Sept. 30** Signed free agent Dan Schayes.
- Oct. 13** Waived Duane Cooper.
- Nov. 2** Waived Anthony Goldwire, Winston Garland and Malcolm Mackey.
- Nov. 11** Signed free agent Trevor Ruffin.
- Dec. 29** Waived Aaron Swinson.
- Mar. 14** Activated Richard Dumas from the suspended list.
- May 17** Waived Richard Dumas.
- May 31** Released assistant coaches Lionel Hollins and Scotty Robertson from duties.

1995-96

- June 1** Named Paul Silas assistant coach.
- June 14** Stefano Rusconi signed with Benetton Treviso of Italian Basketball League.
- July 1** NBA lockout begins.
- July 26** Named Donn Nelson assistant coach.
- Sept. 18** NBA lockout ends.
- Sept. 25** Re-signed free agent Elliot Perry; Signed free agent John Coker.
- Oct. 2** Signed second-round pick Chris Carr.
- Oct. 3** Signed free agents Steve Turner and Orlando Smart.
- Oct. 4** Signed 1st rd. picks Michael Finley and Mario Bennett; Re-signed free agent Wayman Tisdale to a two-year contract.
- Oct. 7** Acquired John "Hot Rod" Williams from Cleveland for Dan Majerle, Antonio Lang and a conditional 1st rd. pick ('96, '97 or '98).
- Oct. 12** Re-signed free agent Danny Manning to a six-year contract.
- Nov. 1** Signed free agent Tony Smith.
- Jan. 16** Relieved Paul Westphal of head coaching duties; Named Cotton Fitzsimmons head coach.
- Jan. 18** Signed free agent David Wood to 10-day contract (allowed under NBA's Special Hardship Rule due to numerous Suns injuries).
- Jan. 31** Waived Stefano Rusconi.
- Feb. 22** Acquired Terrence Rencher from Miami for Tony Smith.

1996-97

- May 30** Named Danny Ainge assistant coach and future head coach.
- July 12** Re-signed free agent John Coker.
- July 19** Unrestricted free agent Chris Carr signed contract with Minnesota.
- July 24** Signed 1st rd. pick Steve Nash.
- Aug. 15** Signed free agent Evric Gray.
- Aug. 19** Acquired Chucky Brown, Mark Bryant, Sam Cassell and Robert Horry from Houston for Charles Barkley and 2nd rd. pick ('99).
- Aug. 25** Acquired Marty Conlon and conditional 1st pick ('97, '98 or '99) from Milwaukee for Elliot Perry.
- Oct. 13** Signed free agent Rex Chapman to a one-year contract.
- Oct. 29** Waived Mario Bennett, John Coker and Marty Conlon.
- Nov. 14** Head Coach Cotton Fitzsimmons steps down; Named Danny Ainge head coach.
- Dec. 4** Acquired Darrin Hancock and a conditional 2nd. rd. pick (1997, '98, '99) from Milwaukee for Chucky Brown.
- Dec. 10** Waived Darrin Hancock.
- Dec. 26** Acquired Jason Kidd with Tony Dumas and Loren Meyer from Dallas for Michael Finley, Sam Cassell, A.C. Green and 2nd rd. pick.
- Jan. 10** Acquired Cedric Ceballos and Rumeal Robinson from L.A. Lakers for Robert Horry and Joe Kleine.
- Jan. 31** Signed free agent Dexter Boney to a 10-day contract.
- Feb. 11** Re-signed Dexter Boney to a 2nd 10-day contract.
- Feb. 14** Waived Rumeal Robinson.
- Feb. 20** Signed free agent Horacio Llamas to a 10-day contract; Named Frank Johnson assistant coach.
- Mar. 3** Re-signed Horacio Llamas to a second 10-day contract.
- Mar. 13** Re-signed Horacio Llamas for the remainder of the 1996-97 season.
- Apr. 5** Signed free agent Mike Brown for the remainder of the season.

1997-98

- June 24** Re-signed Kevin Johnson to a one-year contract.
- June 25** Named Scott Skiles assistant coach.
- July 2** Re-signed free agent Mark Bryant to a two-year contract.
- July 8** Re-signed free agents Rex Chapman, John Williams and Horacio Llamas to one-year contracts.
- July 15** Signed second-round pick Stephen Jackson.
- Aug. 22** Signed free agents Tom Chambers and William Cunningham.
- Aug. 25** Signed free agent Clifford Robinson to a one-year contract utilizing the million-dollar exception.
- Sept. 2** Signed veteran free agent George McCloud to a one-year contract for the league minimum.

- Sept. 29** Signed Shawn Dirden, Russ Millard and Wayne Schintzius.
- Oct. 1** Acquired Antonio McDyess from Denver in a three-team deal with Cleveland: Suns sent Wesley Person and Tony Dumas to the Cavs and four picks: two firsts (1998; Milwaukee's, in 1998 or '99); two seconds (2000, '02) to Denver. Cleveland also sent a future 1st-rd. choice to Denver.
- Oct. 10** Waived Dwayne Schintzius.
- Oct. 13** Waived Will Cunningham.
- Oct. 20** Waived Russ Millard.
- Oct. 28** Waived Shawn Dirden.
- Oct. 30** Waived Stephen Jackson.
- Nov. 21** Acquired Marko Milic from Philadelphia for Tom Chambers.
- Dec. 11** Signed free agent Brooks Thompson.
- Jan. 7** Waived free agent Brooks Thompson.
- Jan. 9** Re-signed free agent Brooks Thompson to 10-day contract.
- Jan. 19** Re-signed Brooks Thompson to second 10-day contract.
- Jan. 29** Waived free agent Brooks Thompson.
- Feb. 18** Acquired Dennis Scott from Dallas Mavericks for Cedric Ceballos.
- Apr. 18** Signed free agent Mike Brown for remainder of season.
- June 24** Acquired Dallas' unconditional 1st-rd. pick in 1999 (used to draft Shawn Marion), the draft rights to Pat Garrity (Milwaukee's first-rd. pick, No. 18, acquired by Dallas in a separate deal), Martin Muursepp and Bubba Wells from Dallas in exchange for veteran Steve Nash; Acquired the draft rights to Toby Bailey from the L.A. Lakers for future considerations.

1998-99

- June 30** NBA commences lockout.
- Jan. 21** NBA lockout officially ends and training camps open.
- Jan. 22** Re-signed free agents Horacio Llamas and Marko Milic; Signed rookie Toby Bailey and free agents James Collins, Joe Kleine.
- Jan. 23** Acquired Luc Longley from Chicago for Mark Bryant, Martin Muursepp, Bubba Wells and a conditional 1st rd. pick; Re-signed free agent George McCloud.
- Jan. 24** Signed free agents Tom Gugliotta and Jamie Feick.
- Jan. 25** Re-signed free agents Rex Chapman and Clifford Robinson and signed rookies Pat Garrity and Gerald Brown.
- Jan. 29** Signed free agent Shawn Respert; Waived Jamie Feick.
- Feb. 2** Waived James Collins.
- Feb. 3** Signed free agent Chris Morris.
- Mar. 2** Waived Shawn Respert.
- Apr. 1** Signed Jimmy Oliver to a 10-day contract.
- Apr. 7** Released Jimmy Oliver.
- Apr. 28** Released Alvin Sims for rest of the season.
- May 4** Signed Randy Livingston for the rest of the season; Released Alvin Sims.

- May 24** Sent 1st rd. pick (16th overall) in the 1999 Draft to Chicago to complete the Luc Longley trade.

1999-00

- Aug. 2** Re-signed Clifford Robinson; Signed Oliver Miller.
- Aug. 3** Signed Rodney Rogers.
- Aug. 5** Acquired Anfernee Hardaway from Orlando for Pat Garrity, Danny Manning and two 1st rd. picks.
- Aug. 17** Re-signed Randy Livingston.
- Sept. 9** Signed Corie Blount.
- Oct. 4** Signed Todd Day.
- Oct. 19** Signed Mark West.
- Dec. 13** Danny Ainge stepped down as head coach; Scott Skiles named head coach.
- Dec. 18** Named John MacLeod special assistant coach.
- Dec. 21** Waived Gerald Brown.
- Dec. 23** Signed Ben Davis.
- Jan. 5** Waived Ben Davis.
- Jan. 7** Signed Ben Davis to 10-day contract.
- Jan. 11** Released Ben Davis.
- Mar. 13** Signed Don MacLean to 10-day contract.
- Mar. 23** Signed Don MacLean to 2nd 10-day contract.
- Mar. 25** Signed Kevin Johnson.
- Apr. 2** Signed Don MacLean for rest of season.
- Apr. 18** Scott Skiles signed a multiyear contract.
- June 13** Named Jim Boylan assistant coach and re-signed assistant coaches Frank Johnson and Phil Weber – all to three-year contracts.
- June 20** Dr. Richard Emerson stepped down as team physician.
- July 18** Joe Proski stepped down as athletic trainer.
- July 31** Named Aaron Nelson athletic trainer.

2000-01

- Aug. 2** Signed free agent Tony Delk.
- Aug. 3** Re-signed free agent Corie Blount and signed free agents Ruben Garces, Justin Love and Daniel Santiago.
- Aug. 8** Kevin Johnson announced his retirement from basketball.
- Aug. 23** Signed free agent Paul McPherson. Named Dr. Thomas Carter lead team physician.
- Sept. 16** Signed free agent Mario Elie.
- Sept. 20** Acquired Chris Dudley and a 1st rd. pick from New York, plus cash, in a four-team trade with Seattle and the L.A. Lakers that included 12 players (Patrick Ewing, Glen Rice, Horace Grant) and five picks – the largest trade in NBA history. Phoenix sent Luc Longley to New York.
- Oct. 2** Signed Jake Tsakalidis after a London arbitrator ruled he did not have a validly binding contract with his former Greek club.
- Oct. 25** Waived Justin Love.

- Nov. 20** Rex Chapman retired.
- Dec. 8** Signed Elliot Perry.
- Jan. 5** Waived Elliot Perry.
- Jan. 7** Activated Anfernee Hardaway.
- Jan. 16** Placed Anfernee Hardaway on the injured list.
- Jan. 17** Signed Elliot Perry to 10-day contract.
- Jan. 26** Acquired Vinny Del Negro from Golden State for Corie Blount, Ruben Garces, Paul McPherson.
- Jan. 27** Signed Elliot Perry to 2nd 10-day contract.
- Feb. 6** Signed Elliot Perry for rest of season.

2001-02

- July 18** Acquired Stephon Marbury, Soumaila Samake, Johnny Newman from New Jersey for Jason Kidd, Chris Dudley; Acquired Jud Buechler, John Wallace from Detroit for Clifford Robinson.
- July 19** Signed free agent Dan Majerle; Named Mark West assistant general manager.
- July 23** Signed free agent Charlie Bell.
- Sept. 28** Waived Johnny Newman.
- Oct. 29** Acquired Jake Voskuhl from Chicago for Soumaila Samake, 2003 2nd rd. pick.
- Nov. 16** Acquired Bo Outlaw, 1st rd. pick from Orlando in three-team deal that sent Jud Buechler to Orlando and Vinny Del Negro to L.A. Clippers; Activated Dan Majerle.
- Dec. 11** Waived Charlie Bell.
- Jan. 7** Signed Joe Crispin; Waived Daniel Santiago.
- Feb. 17** Scott Skiles stepped down as head coach; Frank Johnson named head coach.
- Feb. 18** Named Al Bianchi assistant coach.
- Feb. 20** Acquired Joe Johnson, Milt Palacio, Randy Brown, 1st rd. pick from Boston for Tony Delk, Rodney Rogers.
- Apr. 18** Signed Head Coach Frank Johnson to multi-year contract extension.
- June 10** Named Marc Iavaroni assistant coach.
- June 24** Named Rick Welts President and Chief Operating Officer.
- June 25** Named Mike D'Antoni assistant coach.
- June 27** Exercised option on Alton Ford.
- July 19** Signed free agent Scott Williams.

2002-03

- Aug. 8** Signed Shawn Marion to a six-year contract extension, starting with 2003-04.
- Aug. 17** Acquired 2008 2nd rd. pick from Cleveland for Milt Palacio.
- Sept. 27** Signed free agent Dan Langhi.
- Sept. 30** Signed free agents Anthony Goldwire, Maurice Baker, Chris Burgess and Bobby Lazor.
- Oct. 8** Waived Maurice Baker and Bobby Lazor.
- Oct. 23** Waived Chris Burgess and Anthony Goldwire; Exercised option on Jake Tsakalidis.
- July 17** Re-signed free agent Scott Williams.
- July 22** Re-signed free agent Jake Voskuhl.

2003-04

- Sept. 30** Acquired Brevin Knight, Robert Archibald and Cezary Trybanski from Memphis for Bo Outlaw and Jake Tsakalidis.
- Oct. 7** Signed Stephon Marbury to a multi-year contract extension.
- Oct. 24** Exercised fourth-year option on Joe Johnson for the 2004-05 season.
- Nov. 5** Acquired Jahidi White from Washington for Brevin Knight.
- Dec. 10** Frank Johnson dismissed as head coach; Mike D'Antoni named head coach.
- Dec. 23** Acquired Donnell Harvey from Orlando for a conditional 2004 2nd rd. pick.
- Dec. 26** Acquired a conditional 2005 2nd rd. pick from Orlando for Robert Archibald.
- Jan. 5** Acquired Antonio McDyess, Howard Easley, Charlie Ward, Maciej Lampe, the draft rights to Milos Vujanic, two 1st rd. picks and cash from New York for Stephon Marbury, Anfernee Hardaway and Cezary Trybanski.
- Feb. 19** Acquired Keon Clark and Ben Handlogten from Utah for Tom Gugliotta, two conditional 1st rd. picks and a 2005 2nd rd. pick.
- April 16** Announced an agreement to sell the Phoenix Suns to a group headed by banking and real estate executive Robert Sarver for an NBA record \$401 million.
- May 12** Signed Head Coach Mike D'Antoni to a two-year contract extension.
- June 1** Alvin Gentry named assistant coach.
- June 22** Jahidi White was selected in the NBA Expansion Draft by Charlotte and Phoenix sent the Bobcats a future 1st rd. pick owed to the Suns from Cleveland in return.
- June 24** Acquired the draft rights to Jackson Vroman (31st pick overall), a future 1st rd. pick and cash from Chicago for the draft rights to Luol Deng (7th pick).
- June 30** NBA Board of Governors unanimously approved the sale of the team to Suns Legacy Partners (Robert Sarver).

2004-05

- July 9** Signed rookie Jackson Vroman.
- July 14** Signed free agent Steve Nash; Signed offer sheet to restricted free agent Quentin Richardson.
- July 29** Quentin Richardson becomes a member of the Suns after the L.A. Clippers did not match the Suns' offer sheet.
- Aug. 20** Signed free agent Steven Hunter.
- Sept. 7** Signed Japanese-born free agent Yuta Tabuse.
- Sept. 10** Suns CEO and Chairman Jerry Colangelo was inducted into the Naismith Memorial Hall of Fame in Springfield, Mass.
- Oct. 1** Signed free agent Paul Shirley.
- Oct. 24** Exercised fourth-year option on Amar'e Stoudemire for the 2005-06 season.
- Oct. 29** Waived Howard Easley after agreeing to a contract buyout.

- Nov. 3** Waived Paul Shirley.
Nov. 8 Signed free agent Bo Outlaw.
Dec. 18 Waived Yuta Tabuse.
Jan. 3 Acquired two future 2nd rd. picks from Golden State for Zarko Cabarkapa.
Jan. 19 Smush Parker signed a 10-day contract.
Jan. 21 Acquired Jim Jackson and a 2005 2nd rd. pick (via Dallas) from New Orleans for Casey Jacobsen, Maciej Lampe and Jackson Vroman.
Jan. 23 Signed free agent Paul Shirley.
Jan. 29 Smush Parker signed a second 10-day contract.
Feb. 8 Acquired Walter McCarty and cash from Boston for a 2005 2nd rd. pick (via Golden State).
Feb. 24 Assistant coaches Marc Iavaroni and Phil Weber signed two-year contract extensions.
June 28 Acquired Kurt Thomas and the draft rights to Dijon Thompson (54th overall) from New York in exchange for Quentin Richardson and the draft rights to Nate Robinson (21st overall); Acquired future considerations from Orlando for the draft rights to Marcin Gortat (57th overall).
June 29 Named Dan D'Antoni, brother of Mike D'Antoni, an assistant coach.

2005-06

- July 11** Signed rookie Dijon Thompson (54th overall).
Aug. 2 Acquired a 2007 conditional second-round pick from Charlotte for Jake Voskuhl.
Aug. 3 Signed free agent Raja Bell.
Aug. 18 Signed free agents Brian Grant and Pat Burke.
Aug. 19 Acquired Boris Diaw and two lottery-protected first-round picks in a sign-and-trade deal with Atlanta for Joe Johnson.
Aug. 25 Signed head coach Mike D'Antoni to a multi-year contract extension; Acquired James Jones from Indiana for a 2008 second-round pick.
Sept. 12 Signed free agents Eddie House and Lucas Fischer.
Sept. 30 Signed free agent Anthony Lever-Pedroza.
Oct. 3 Signed Amaré Stoudemire to a multi-year contract extension.
Oct. 24 Claimed Jared Reiner off waivers from the L.A. Clippers.
Oct. 27 Exercised the fourth-year options on Leandro Barbosa and Boris Diaw; Waived Anthony Lever-Pedroza.
Nov. 2 Signed free agent Sharrod Ford and waived Lucas Fischer.
Nov. 4 Assigned rookie Dijon Thompson to the Albuquerque Thunderbirds of the NBA Development League.
Nov. 26 Recalled Dijon Thompson from Albuquerque Thunderbirds of the NBA Development League.
Jan. 5 Waived center Jared Reiner.

- Jan. 6** America West Arena was officially renamed US Airways Center.
Jan. 9 Signed forward Josh Davis to a 10-day contract.
Jan. 26 Acquired forward Nikoloz Tskitishvili from Minnesota for a 2006 second-round pick.
Feb. 27 President and General Manager Bryan Colangelo resigned after 11 seasons as general manager of the club.
Mar. 1 Waived swingman Jim Jackson and signed guard Andre Barrett to a 10-day contract.
Mar. 3 Signed free-agent forward Tim Thomas to a one-year contract.
Mar. 9 Signed President and Chief Operating Officer Rick Welts to a contract extension through the 2008-09 season.
Mar. 10 Head Coach Mike D'Antoni named Executive Vice President of Basketball Operations and General Manager; David Griffin promoted to Vice President of Basketball Operations and Mark West promoted to Vice President of Player Programs.
Mar. 11 Signed Andre Barrett to a second 10-day contract.
Mar. 15 Released Andre Barrett.

2006-07

- July 6** Promoted Vinny Del Negro to director of player personnel and Todd Quinter to assistant coach/director of scouting.
July 13 Signed free-agent swingman Eric Piatkowski to a two-year contract.
July 20 Signed free-agent guard Marcus Banks to multi-year contract.
July 27 Signed free-agent center Sean Marks to a one-year contract.
Aug. 4 Signed guard Leandro Barbosa to a multi-year contract extension.
Aug. 31 Signed free-agent forward Jumaine Jones to one-year contract.
Sept. 12 Named Ann Meyers Drysdale a vice president with the Phoenix Suns and general manager of the WNBA's Phoenix Mercury.
Sept. 28 Signed free-agent guard Davin White.
Oct. 19 Waived Davin White.
Oct. 20 Signed Boris Diaw to a multi-year contract extension.
Nov. 7 Signed free-agent swingman Jalen Rose to a one-year contract.
June 6 Steve Kerr named President of Basketball Operations and General Manager; Announced that Mike D'Antoni would remain team's Executive Vice President of Basketball Operations and Head Coach; David Griffin promoted to Sr. Vice President of Basketball Operations.

2007-08

- June 28** Selected Alando Tucker (29th overall) and D.J. Strawberry (59th overall) in 2007 NBA Draft. Traded draft rights to Rudy Fernandez (24th overall) to Portland for cash considerations.
- July 7** Signed first-round pick Alando Tucker.
- July 11** Signed Grant Hill. Completed draft day trade with Portland by sending forward James Jones to Blazers.
- July 20** Traded Kurt Thomas and two future first-round picks (2008, 2010) to Seattle for a future conditional second-round selection.
- July 24** Re-signed Sean Marks to one-year contract.
- July 30** Named Jay Humphries assistant coach.
- Aug. 28** Named Vinny Del Negro assistant general manager.
- Oct. 1** Signed Brian Skinner to one-year contract. Added Rawle Marshall, Doug Thomas and Richie Frahm to training camp roster.
- Oct. 13** Waived Rawle Marshall and Doug Thomas.
- Oct. 24** Waived Richie Frahm.
- Nov. 28** Assigned Alando Tucker to the Albuquerque Thunderbirds of the NBA Development League.
- Dec. 17** Recalled Alando Tucker. Assigned D.J. Strawberry to the Albuquerque Thunderbirds of the NBA Development League.
- Jan. 10** Recalled D.J. Strawberry. Assigned Alando Tucker to the Albuquerque Thunderbirds of the NBA Development League.
- Jan. 21** Recalled Alando Tucker.
- Feb. 6** Acquired Shaquille O'Neal from the Miami Heat in exchange for Shawn Marion and Marcus Banks.
- Feb. 22** Signed free-agent Linton Johnson to 10-day contract.
- Mar. 3** Signed Linton Johnson to second 10-day contract.
- Mar. 4** Signed free-agent Gordan Giricek for the remainder of the season.
- Mar. 13** Assigned Alando Tucker to the Albuquerque Thunderbirds of the NBA Development League.
- Apr. 7** Recalled Alando Tucker.
- Apr. 16** Signed Linton Johnson for the remainder of the season.

2008-09

- May 10** Suns Executive VP of Basketball Operations and Head Coach Mike D'Antoni resigns.
- June 9** Terry Porter named the 13th head coach in franchise history.
- June 20** Alvin Gentry, Bill Cartwright, Dan Majerle and Igor Kokoskov join Porter's coaching staff as assistants.
- June 26** Grant Hill exercises player option for 2008-09 season.
- June 26** Selected Robin Lopez (15th overall) and acquired rights Goran Dragic (45th overall) from San Antonio for 2009 second-round pick, cash and the rights to Malik Hairston (48th overall).
- July 10** Signed Robin Lopez.
- July 22** Signed Matt Barnes to a one-year contract.
- Aug. 14** Signed Louis Amundson.
- Aug. 25** Acquired Sean Singletary from Houston for D.J. Strawberry.
- Aug. 27** Announced the promotions of Todd Quinter to Director of Player Personnel and Noel Gillespie to Advance Scout.
- Sept. 22** Signed Goran Dragic.
- Sept. 26** Signed Coleman Collins, Trey Johnson and Robert Hite to training camp contracts.
- Oct. 8** Waived Coleman Collins.
- Oct. 13** Waived Trey Johnson.
- Oct. 23** Exercised contract option on Alando Tucker for 2009-10 season... Waived Robert Hite.
- Dec. 10** Acquired Jason Richardson, Jared Dudley and 2010 second-round pick from Charlotte for Raja Bell, Boris Diaw and Sean Singletary.
- Dec. 24** Signed Dee Brown.
- Dec. 25** Assigned Alando Tucker to Iowa of the D-League.
- Jan. 2** Recalled Alando Tucker from Iowa of the D-League.
- Jan. 6** Released Dee Brown.
- Jan. 20** Signed Courtney Sims to a 10-day contract.
- Feb. 14** Signed Courtney Sims to second 10-day contract.
- Feb. 16** Relieved Terry Porter of head coaching duties; named Alvin Gentry interim head coach.
- March 4** Signed Stromile Swift for the remainder of the season.

Please refer to Transactions 2009-10
Season Review section

Suns Draft Résumé

1968 Expansion Draft – May 6

Player	Team Acquired From
John Barnhill	San Diego
Emmette Bryant	New York
Gail Goodrich	Los Angeles
Dennis Hamilton	Los Angeles
Neil Johnson	New York
David Lattin	San Francisco
Paul Long	Detroit
Stan McKenzie	Baltimore
McCoy McLemore	Chicago
Bill Melchionni	Philadelphia
Dave Schellhase	Chicago
Dick Snyder	Atlanta
Craig Spitzer	Chicago
Eugene Tormohlen	Atlanta
Dick Van Arsdale	New York
Roland West	Baltimore
John Wetzell	Los Angeles
George Wilson	Seattle

1968 NBA Draft – June 4

Player	From	Rd. Pick
1. Gary Gregor	South Carolina	1 8
2. Dick Cunningham	Murray State	2 21
3. Art Beatty	American	3 36
4. Rich Jones	Memphis State	4 50
5. Harry Holines	Denver	5 64
6. Rodney Knowles	Davidson	6 77
7. Charles Parkes	Idaho State	7 92
8. Brian Clare	Denver	8 105
9. Merv Jackson	Utah	9 120
10. Lee Davis	N. Carolina Coll.	10 133
11. Ron Boone	Idaho State	11 147
12. Bill Davis	Arizona	12 160

1969 NBA Draft – April 7

Player	From	Rd. Pick
1. Neal Walk	Florida	1 2
2. Gene Williams	Kansas State	2 23
3. Floyd Kerr	Colorado State	3 30
4. Lamar Green	Morehead State	3 33
5. Lloyd Kerr	Colorado State	3 39
6. Dennis Stewart	Michigan	4 44
7. Rich Jones	Michigan	5 58
8. Dan Sadlier	Dayton	6 72
9. Bill Sweek	UCLA	7 86
10. Bob Edwards	Arizona State	8 100

11. Steve Jennings	USC	9 114
12. Rick Abramson	Oregon	10 128
13. Fred Lind	Duke	11 142
14. Bob Miller	Toledo	12 156
15. Andy White	UTEP	13 169
16. Marv Schmidt	W. New Mexico	14 180

1970 NBA Draft – May 23

Player	From	Rd. Pick
1. Greg Howard	New Mexico	1 10
2. Fred Taylor	Pan American	2 27
3. Joe DePre	St. John's	2 29
4. Greg McDivitt	Ohio	3 44
5. Vann Williford	N. C. State	3 48
6. Bob Lienhard	Georgia	4 61
7. John Canine	Ohio	5 78
8. Joe Thomas	Marquette	6 95
9. Heyward Dotson	Columbia	7 112
10. Steve Patterson	UCLA	8 129
11. Carl Ashley	Wyoming	9 146
12. G. Schreur	Arizona State	10 163
13. Jim Walls	Clark College	11 178
14. Ric Cobb	Marquette	12 190
15. Fred Carpenter	Hawaii	13 200
16. Chad Calabria	Iowa	14 210
17. Walt Williams	Miami (Ohio)	15 219

1971 NBA Draft – May 29

Player	From	Rd. Pick
1. John Roche	South Carolina	1 14
2. Dennis Layton	USC	3 48
3. Walt Szczerbiak	G. Washington	4 65
4. Ken Gardner	Utah	5 82
5. Bob Kissane	Holy Cross	5 84
6. William Graham	Kentucky State	6 99
7. Ralph Brateris	Trenton State	7 116
8. Vernell Ellyz	Florida State	8 133
9. Mike Johnson	Kansas State	9 149
10. Tom Newell	Hawaii	10 165
11. Paul Leitz	W. Carolina	11 179
12. Floyd Mason	Alcorn A&M	12 192
13. Ron Dorsey	Tennessee State	13 204
14. Ken Booker	UCLA	14 213
15. Curtis Carter	Bishop College	15 222

1972 NBA Draft – April 10

Player	From	Rd.	Pick
1. Corky Calhoun	Pennsylvania	1	4
2. Scott English	UTEP	3	33
3. Don Buse	Evansville	3	34
4. Claude Terry	Stanford	3	42
5. Matt Gantt	St. Bonaventure	4	59
6. Wardell Dyson	Shaw College	5	75
7. Charles Edge	Le Moyne	6	92
8. Bernie Fryer	Brigham Young	7	109
9. Russell Golden	Jackson State	8	125
10. Bill Kennedy	Arizona State	9	140
11. Al Vilchek	Louisville	10	153
12. John Belcher	Arkansas State	11	164
13. Mark Soderberg	Utah	12	172
14. Kelly Utley	Shaw College	13	179
15. Ray Golson	West Texas State	14	186

1973 NBA Draft – April 23

Player	From	Rd.	Pick
1. Mike Bantom	St. Joseph's	1	8
2. Gary Melchionni	Duke	2	38
3. Joe Reaves	Bethel	3	42
4. Steve Mitchell	Kansas State	3	43
5. Ron Robinson	Memphis State	4	60
6. Clinton Harris	Iowa State	5	77
7. Gene Doyle	Holy Cross	6	94
8. Jerry Bisbano	SW Louisiana	7	111
9. Jim Owens	Arizona State	8	128
10. Sandy Smith	Winston-Salem	9	144
11. Claude White	Elmhurst College	10	158
12. Lynn Greer	Virginia St. Coll.	11	170
13. Lyman Williamson	Samford College	12	179
14. Kalevi Sarkalahti	Brigham Young	13	186

1974 NBA Draft – May 8

Player	From	Rd.	Pick
1. John Shumate	Notre Dame	1	4
2. Fred Saunders	Syracuse	2	31
3. George Gervin	Eastern Michigan	3	40
4. Earl Williams	Winston-Salem	3	49
5. Randy Allen	Indiana (Pa.)	4	58
6. Ralph Bobik	Creighton	5	76
7. Collis Temple	LSU	6	94
8. Clyde Dickey	Boise State	7	112
9. Tom Holland	Oklahoma	8	130
10. Ted Evans	Oklahoma	9	148
11. Mark Wasley	Arizona State	10	165

1975 NBA Draft – May 9

Player	From	Rd.	Pick
1. Alvan Adams	Oklahoma	1	4
2. Ricky Sobers	UNLV	1	16
3. Allen Murphy	Louisville	2	35
4. Jimmy D. Connor	Kentucky	2	36
5. Bayard Forrest	Grand Canyon	3	54
6. Sam McCants	Oral Roberts	4	58
7. Joe Pace	Coppin State	5	76
8. Biff Burrell	USC	6	94
9. Dave Edmunds	West Georgia	7	112
10. Jack Schrader	Arizona State	8	130
11. Owen Brown	Maryland	9	147
12. Mike Moon	Arizona State	10	163

1976 NBA Draft – June 8

Player	From	Rd.	Pick
1. Ron Lee	Oregon	1	10
2. Al Fleming	Arizona	2	30
3. Butch Fehner	Vanderbilt	2	33
4. Ira Terrell	Southern Methodist	3	45
5. Paul Miller	Oregon State	4	62
6. Ralph Walker	St. Mary's (Calif.)	5	79
7. Carl Brown	Eastern Kentucky	6	97
8. Brad Warble	Eastern Illinois	7	115
9. Tom DeBerry	Northern Arizona	8	133
10. John Irving	Hofstra	9	151
11. Gary Jackson	Arizona State	10	169

1977 NBA Draft – June 10

Player	From	Rd.	Pick
1. Walter Davis	North Carolina	1	5
2. Mike Bratz	Stanford	3	66
3. Greg Griffin	Idaho State	4	71
4. Cecil Rellford	St. John's	5	93
5. Billy McKinney	Northwestern	6	115
6. Alvin Scott	Oral Roberts	7	137
7. Alvin Joseph	Cal Riverside	8	159

1978 NBA Draft – June 9

Player	From	Rd.	Pick
1. Marty Byrnes	Syracuse	1	19
2. Joel Kramer	San Diego State	3	63
3. Bob Miller	Cincinnati	4	85
4. Wayne Smith	Cal-Irvine	4	88
5. Andre Wakefield	Loyola (Ill.)	5	107
6. Charles Thompson	Houston	6	128
7. Steve Malovic	San Diego State	7	149
8. George Fowler	Pacific	8	167
9. Nate Stokes	Grand Canyon	9	184
10. Lewis Cohen	Cal.-Poly (SLO)	10	209

1979 NBA Draft – June 25

Player	From	Rd.	Pick
1. Kyle Macy	Kentucky	1	22
2. Johnny High	Nevada-Reno	2	24
3. Al Green	LSU	3	64
4. Malcomb Cesare	Florida	4	86
5. Mark Eaton	Cypress J.C.	5	107
6. Dale Shackelford	Syracuse	6	127
7. Ollie Matson	Pepperdine	7	148
8. Charley Jones	Albany State	8	177
9. Hosea Champine	Robert Morris	9	196
10. Korky Nelson	Santa Clara	10	215

1980 NBA Draft – June 10

Player	From	Rd.	Pick
1. Kimberly Belton	Stanford	2	42
2. John Campbell	Clemson	3	59
3. Doug True	Cal-Berkley	3	65
4. Leroy Stampley	Loyola (Ill.)	4	88
5. Mark Stevens	Northern Arizona	5	111
6. Coby Leavitt	Utah	6	134
7. Ron Williams	Western Montana	7	157
8. Jim Connolly	La Salle	8	179
9. Keith French	North Park	9	200
10. Randy Carroll	Kansas	10	220

1981 NBA Draft – June 9

Player	From	Rd.	Pick
1. Larry Nance	Clemson	1	20
2. Sam Clancy	Pittsburgh	3	62
3. Craig Dykema	Long Beach State	3	66
4. Paul Heurman	Michigan	5	112
5. Pete Harris	Northeastern	6	135
6. David Williams	Southern	7	158
7. Steve Risley	Indiana	8	180
8. Brian Johnson	Colorado	9	200
9. Felton Sealey	Oregon	10	220

1982 NBA Draft – June 29

Player	From	Rd.	Pick
1. David Thirdkill	Bradley	1	15
2. Kevin Magee	Cal-Irvine	2	39
3. Charles Pittman	Maryland	3	61
4. Rory White	South Alabama	4	86
5. Marvin McCrary	Missouri	5	108
6. Jake Bethany	Hardin-Simmons	6	130
7. Phil Ward	UNC-Charlotte	7	155
8. Rick Elrod	Georgetown (Ky.)	8	177
9. Ken Lyles	Washington	9	199
10. Dale Wilkinson	Idaho State	10	221

1983 NBA Draft – June 28

Player	From	Rd.	Pick
1. Rod Foster	UCLA	2	28
2. Paul Williams	Arizona State	2	45
3. Dereck Whittenburg	N.C. State	3	51
4. Sam Mosley	Nevada-Reno	4	89
5. Rick Lamb	Illinois State	5	113
6. Edward Bona	Fordham	6	135
7. Fred Brown	Virginia Comm.	7	159
8. Mike Mulquin	Villanova	8	181
9. Joe Dykstra	Western Illinois	9	204
10. Bo Overton	Oklahoma	10	225

1984 NBA Draft – June 19

Player	From	Rd.	Pick
1. Jay Humphries	Colorado	1	13
2. Charles Jones	Louisville	2	36
3. Murray Jarman	Clemson	3	59
4. Jeff Collins	UNLV	4	82
5. Bill Flye	Richmond	5	105
6. Herman Veal	Maryland	6	128
7. Raymond Crenshaw	Oklahoma State	7	151
8. Mark Fothergill	Maryland	8	174
9. Buddy Cox	Bellarmine	9	196
10. Ezra Hill, Jr.	Liberty Baptist	10	218

1985 NBA Draft – June 18

Player	From	Rd.	Pick
1. Ed Pinckney	Villanova	1	10
2. Nick Vanos	Santa Clara	2	32
3. Jerry Everett	Lamar	3	56
4. Granger Hall	Temple	4	78
5. Shawn Campbell	Weber State	5	102
6. Charles Rayne	Temple	6	124
7. Georgi Glouchkov	Bulgarian Nat'l Team	7	148

1986 NBA Draft – June 17

Player	From	Rd.	Pick
1. William Bedford	Memphis State	1	6
2. Joe Ward	Georgia	2	31
3. Rafael Addison	Syracuse	2	39
4. Jeff Hornacek	Iowa State	2	46
5. Kenny Gattison	Old Dominion	3	55
6. Grant Gondrezick	Pepperdine	4	77
7. Greg Spurling	Carson-Newman	5	101
8. Jim McCaffrey	Holy Cross	6	123
9. Damon Goodwin	Dayton	7	147

1987 NBA Draft – June 22

Player	From	Rd.	Pick
1. Armon Gilliam	UNLV	1	2
2. Bruce Dalrymple	Georgia Tech	2	46
3. Winston Crite	Texas A & M	3	53
4. Steve Beck	ASU	4	76
5. Brent Counts	Pacific	5	99
6. Marcel Boyce	Akron	6	122
7. Ron Singleton	Grand Canyon	7	145

1988 NBA Draft – June 28

Player	From	Rd.	Pick
1. Tim Perry	Temple	1	7
2. Dan Majerle	Central Michigan	1	14
3. Andrew Lang	Arkansas	2	28
4. Dean Garrett	Indiana	2	38
5. Steve Kerr	Arizona	2	50
6. Rodney Johns	Grand Canyon	3	55

1989 NBA Draft – June 27

Player	From	Rd.	Pick
1. Anthony Cook	Arizona	1	24*
2. Ricky Blanton	LSU	2	46
3. Mike Morrison	Loyola-Marymount	2	51
4. Greg Grant	Trenton State	2	52

*Traded to Detroit for Kenny Battle and Micheal Williams

1990 NBA Draft – June 27

Player	From	Rd.	Pick
1. Jayson Williams	St. John's	1	21
2. Negele Knight	Dayton	2	31
3. Cedric Ceballos	Cal-Fullerton	2	48
4. Milous Babic	Tennessee Tech	2	50*

*Traded to Cleveland for Stefano Rusconi

1991 NBA Draft – June 26

Player	From	Rd.	Pick
1. Chad Gallagher	Creighton	2	32
2. Richard Dumas	Oklahoma State	2	46
3. Joey Wright	Texas	2	50

1992 NBA Draft – June 24

Player	From	Rd.	Pick
1. Oliver Miller	Arkansas	1	22
2. Brian Davis	Duke	2	48
3. Ron Ellis	Louisiana Tech	2	49

1993 NBA Draft – June 30

Player	From	Rd.	Pick
1. Malcom Mackey	Georgia Tech	1	27
2. Mark Buford	Miss. Valley State	2	49
3. Byron Wilson	Utah	2	54

1994 NBA Draft – June 29

Player	From	Rd.	Pick
1. Wesley Person	Auburn	1	23
2. Antonio Lang	Duke	2	29
3. Charles Claxton	Georgia	2	50
4. Anthony Goldwire	Houston	2	52

1995 NBA Draft – June 28

Player	From	Rd.	Pick
1. Michael Finley	Wisconsin	1	21
2. Mario Bennett	Arizona State	1	27
3. Chris Carr	Southern Illinois	2	56

1996 NBA Draft – June 26

Player	From	Rd.	Pick
1. Steve Nash	Santa Clara	1	15
2. Russ Millard	Iowa	2	39
3. Ben Davis	Arizona	2	43

1997 NBA Draft – June 25

Player	From	Rd.	Pick
1. Stephen Jackson	Oak Hill H.S.	2	42

1998 NBA Draft – June 24

No Pick

*Acquired Pat Garrity (from Dallas) and Toby Bailey (from L.A. Lakers) in draft-day trades

1999 NBA Draft – June 30

Player	From	Rd.	Pick
1. Shawn Marion	UNLV	1	9

2000 NBA Draft – June 28

Player	From	Rd.	Pick
1. Jake Tsakalidis	AEK (Greece)	1	25

2001 NBA Draft – June 27

Player	From	Rd.	Pick
1. Alton Ford	Houston	2	51

2002 NBA Draft – June 26

Player	From	Rd.	Pick
1. Amaré Stoudemire	Cypress Creek H.S.	1	9
2. Casey Jacobsen	Stanford	1	22

2003 NBA Draft – June 26

Player	From	Rd.	Pick
1. Zarko Cabarkapa	Buducnost (Serbia)	1	17

*Acquired the draft rights to Leandro Barbosa (28th pick overall) from San Antonio for a future protected 1st rd. pick

2004 NBA Draft – June 24

Player	From	Rd.	Pick
1. Luol Deng	Duke	1	7*

*Traded to Chicago for future 1st rd. pick, the draft rights to Jackson Vroman (31st pick overall) and cash

2005 NBA Draft – June 28

Player	From	Rd.	Pick
1. Nate Robinson	Washington	1	21*
2. Marcin Gortat	Rhein (Germany)	2	57*

*Traded to New York with Quentin Richardson for Kurt Thomas and the draft rights to Dijon Thompson (54th pick overall)

#Traded to Orlando for future considerations

2006 NBA Draft – June 28

Player	From	Rd.	Pick
1. Rajon Rondo	Kentucky	1	21*
2. Sergio Rodriguez	Adecco Madrid (Spain)	1	27*

*Traded to Boston with Brian Grant for a lottery-protected 1st rd. pick (via Cleveland)

#Traded to Portland for cash considerations

2007 NBA Draft – June 28

Player	From	Rd.	Pick
1. Rudy Fernandez	Jovenut Badalona (Spain)	1	24*
2. Alando Tucker	Wisconsin	1	29
3. D.J. Strawberry	Maryland	2	59

*Traded along with James Jones for cash considerations

2008 NBA Draft – June 26

Player	From	Rd.	Pick
1. Robin Lopez	Stanford	1	15
2. Malik Hairston	Oregon	2	48*

*Traded along with 2009 second-round pick (obtained from Golden State) and cash considerations for rights to 45th overall pick Goran Dragic

2009 NBA Draft – June 26

Player	From	Rd.	Pick
1. Earl Clark	Louisville	1	14
2. Taylor Griffin	Oklahoma	2	48
3. Emir Preldzic	Fenerbahce Ulker (Turkey)	2	57*

*Traded draft rights to Cleveland for cash considerations

2010 NBA Draft – June 24

Player	From	Rd.	Pick
1. Gani Lawal	Georgia Tech	2	46
2. Dwayne Collins	Miami (FL)	2	60



**LISTEN TO THE PASSION OF
THE PHOENIX SUNS IN SPANISH
WITH ARTURO OCHOA AND IVAN VALENZUELA
ON RADIO FIESTA 1400 AM**

Radio
))Fiesta((
1400 AM



[P]

PLAYOFFS

All-Time Playoff Results

SUNS ALL-TIME PLAYOFF RECORD — 133-141 (.485)

1969-70 (Suns 39-43 Regular Season)

The playoff format in 1970 rewarded the top four teams from both the Western and Eastern Conferences. The first series, known as the semifinals, was a best-of-seven format as were the two following rounds: the conference finals and the NBA Finals.

SEMIFINALS (Lakers 4, Suns 3)

DATE	OPPONENTS	SITE	SUNS-OPP	W-L	SUNS HI PTS	SUNS HI REBS	OPP HI PTS	OPP HI REBS
3/25/70	L.A. Lakers	Los Angeles	112-128	L	Silas 26	Silas 18	Baylor 32	Chamberlain 19
3/29/70	L.A. Lakers	Los Angeles	114-101	W	Hawkins 34	Hawkins 20	West 33	Chamberlain 25
4/2/70	L.A. Lakers	Phoenix	112-98	W	Goodrich 29	Silas 16	West 31	Chamberlain 12
4/4/70	L.A. Lakers	Phoenix	112-102	W	Goodrich 34	Silas 16	Chamberlain 29	Chamberlain 19
4/5/70	L.A. Lakers	Los Angeles	121-138	L	Hawkins 28	Hawkins 19	West 36	Chamberlain 14
4/7/70	L.A. Lakers	Phoenix	93-104	L	Hawkins 24	Silas 21	West 35	Chamberlain 26
4/9/70	L.A. Lakers	Los Angeles	94-129	L	Hawkins 25	Hawkins 15	Chamberlain 30	Chamberlain 27

1975-76 (Suns 42-40 Regular Season)

Beginning with the 1974-75 season, the league was divided into the four divisions and two conferences we know today. Five teams from each conference advanced to the playoffs. The winningest three teams received a bye in the first-round, the remaining two teams played in a best-of-five first-round series. The best-of-seven semifinals pitted the first-place team against the winner of the first-round series and the second and third-place teams against each other, with the winners advancing to the conference finals and the NBA Finals.

This procedure changed slightly prior to the start of the 1976-77 season when additional teams were added to the league. At that time, six teams advanced to the playoffs and each of the division winners received a bye to the semifinals. Again, the first-round of the playoffs was a best-of-five series and each of the three following series were best-of-seven.

FIRST-ROUND BYE

SEMIFINALS (Suns 4, Sonics 2)

DATE	OPPONENTS	SITE	SUNS-OPP	W-L	SUNS HI PTS	SUNS HI REBS	OPP HI PTS	OPP HI REBS
4/13/76	Seattle	Seattle	99-102	L	Westphal 24	Heard 10	Brown 34	Brown 7
4/15/76	Seattle	Seattle	116-111	W	Adams 23	Perry 12	Brown 45	Burleson 12
4/18/76	Seattle	Phoenix	103-91	W	GH/PW 16	Heard 14	Watts 18	TS/TB/WN 8
4/20/76	Seattle	Phoenix	130-114	W	Westphal 39	Heard 11	Brown 33	Burleson 20
4/25/76	Seattle	Seattle	108-114	L	Westphal 27	Awtrey 12	Seals 28	Norwood 13
4/27/76	Seattle	Phoenix	123-112	W	Erickson 20	GH/AA 9	BS/SW 24	Seals 7

WESTERN CONFERENCE FINALS (Suns 4, Warriors 3)

5/2/76	Golden St.	Golden St.	103-128	L	Perry 22	Adams 14	Barry 38	Ray 11
5/5/76	Golden St.	Golden St.	108-101	W	Westphal 31	Heard 12	Barry 44	G. Johnson 11
5/7/76	Golden St.	Phoenix	91-99	L	Westphal 24	Adams 14	Wilkes 22	Barry 7
5/9/76	Golden St.	Phoenix	133-129**	W	Erickson 28	Heard 18	Smith 30	Wilkes 14
5/12/76	Golden St.	Golden St.	95-111	L	Perry 23	Perry 18	Smith 25	Ray 16
5/14/76	Golden St.	Phoenix	105-104	W	Erickson 24	Heard 15	Barry 30	Ray 12
5/16/76	Golden St.	Golden St.	94-86	W	GH/PW 21	Adams 20	Barry 20	JW/CR 13

NBA FINALS (Celtics 4, Suns 2)

5/23/76	Boston	Boston	87-98	L	Adams 26	Perry 10	Cowens 25	Cowens 21
5/27/76	Boston	Boston	90-105	L	Westphal 28	Adams 15	Havlicek 23	Silas 17
5/30/76	Boston	Phoenix	105-98	W	Adams 33	Adams 14	White 24	Cowens 17
6/2/76	Boston	Phoenix	109-107	W	Westphal 28	Heard 15	White 25	Silas 14
6/4/76	Boston	Boston	126-128***	L	RS/PW 25	Perry 15	White 33	Cowens 19
6/6/76	Boston	Phoenix	80-87	L	Adams 20	Heard 10	Scott 25	Cowens 17

1977-78 (Suns 49-33 Regular Season)

FIRST ROUND (Bucks 2, Suns 0)

DATE	OPPONENTS	SITE	SUNS-OPP	W-L	SUNS HI PTS	SUNS HI REBS	OPP HI PTS	OPP HI REBS
4/11/78	Milwaukee	Phoenix	103-111	L	Davis 31	Adams 9	Winters 31	Johnson 16
4/14/78	Milwaukee	Milwaukee	90-94	L	Westphal 32	Davis 9	Johnson 33	Meyers 14

1978-79 (Suns 50-32 Regular Season)**FIRST ROUND (Suns 2, Trail Blazers 1)**

DATE	OPPONENTS	SITE	SUNS-OPP	W-L	SUNS HI PTS	SUNS HI REBS	OPP HI PTS	OPP HI REBS
4/10/79	Portland	Phoenix	107-103	W	Westphal 28	Davis/AA 5	Brewer 26	ML/MT 10
4/13/79	Portland	Portland	92-96	L	Davis 31	Heard 9	Brewer 21	Thompson 17
4/15/79	Portland	Phoenix	101-91	W	Westphal 26	Heard 12	MT/ML/LS 16	Lucas 16

SEMIFINALS (Suns 4, Kings 1)

4/17/79	Kansas City	Phoenix	102-99	W	Westphal 25	Robinson 12	Birdsong 20	Lacey 12
4/20/79	Kansas City	Kansas City	91-111	L	Robinson 17	Robinson 13	Birdsong 23	Wedman 10
4/22/79	Kansas City	Phx (ASU)	108-93	W	Davis 22	Adams 9	SW/OB 22	Robinzine 10
4/25/79	Kansas City	Kansas City	108-94	W	Westphal 26	Heard 14	Wedman 21	Lacey 13
4/27/79	Kansas City	Phoenix	120-99	W	Westphal 32	Kramer 11	Birdsong 21	Lacey 10

WESTERN CONFERENCE FINALS (Sonic 4, Suns 3)

5/1/79	Seattle	Seattle	93-108	L	Adams 18	Adams 12	Williams 27	Sikma 11
5/4/79	Seattle	Seattle	97-103	L	Westphal 29	Robinson 9	J. Johnson 21	Shelton 15
5/6/79	Seattle	Phoenix	113-103	W	Westphal 25	Davis 10	Williams 35	JJ/Sikma 9
5/8/79	Seattle	Phoenix	100-91	W	Davis 27	Heard 12	Williams 22	Shelton 10
5/11/79	Seattle	Seattle	99-93	W	Westphal 27	Robinson 14	D. Johnson 24	Sikma 12
5/13/79	Seattle	Phoenix	105-106	L	Westphal 29	Kramer 8	D. Johnson 23	Sikma 10
5/17/79	Seattle	Seattle	110-114	L	Davis 26	Robinson 14	Sikma 33	Sikma 11

1979-80 (Suns 55-27 Regular Season)**FIRST ROUND (Suns 2, Kings 1)**

DATE	OPPONENTS	SITE	SUNS-OPP	W-L	SUNS HI PTS	SUNS HI REBS	OPP HI PTS	OPP HI REBS
4/2/80	Kansas City	Phoenix	96-93	W	Westphal 23	Robinson 14	Birdsong 23	King 10
4/4/80	Kansas City	Kansas City	96-106	L	Adams 22	Adams 12	Wedman 32	Wedman 9
4/6/80	Kansas City	Phoenix	114-99	W	Davis 22	Adams 20	Wedman 24	King 11

SEMIFINALS (Lakers 4, Suns 1)

4/8/80	L.A. Lakers	Los Angeles	110-119	L	Davis 24	Kelley 10	Abdul-Jabbar 30	KAJ/MJ 12
4/9/80	L.A. Lakers	Los Angeles	128-131*	L	Westphal 37	Heard 9	Abdul-Jabbar 32	Johnson 13
4/11/80	L.A. Lakers	Phoenix	105-108	L	Davis 28	Heard 11	Abdul-Jabbar 37	Johnson 13
4/13/80	L.A. Lakers	Phoenix	127-101	W	Westphal 25	Heard 9	Abdul-Jabbar 25	Abdul-Jabbar 11
4/15/80	L.A. Lakers	Los Angeles	101-126	L	Davis 24	AA/Cook 6	Abdul-Jabbar 35	Abdul-Jabbar 16

1980-81 (Suns 57-25 Regular Season)**FIRST-ROUND BYE****SEMIFINALS (Kings 4, Suns 3)**

DATE	OPPONENTS	SITE	SUNS-OPP	W-L	SUNS HI PTS	SUNS HI REBS	OPP HI PTS	OPP HI REBS
4/7/81	Kansas City	Phoenix	102-80	W	WD/DJ 16	Cook 12	King 15	King 8
4/8/81	Kansas City	Phoenix	83-88	L	D. Johnson 31	Robinson 8	Wedman 24	King 12
4/10/81	Kansas City	Kansas City	92-93	L	AA/DJ 19	D. Johnson 9	King 29	Lacey 12
4/12/81	Kansas City	Kansas City	95-102	L	Robinson 23	Robinson 13	Grunfeld 27	Lacey 11
4/15/81	Kansas City	Phoenix	101-89	W	Davis 20	Robinson 20	King 29	SL/LD 8
4/17/81	Kansas City	Kansas City	81-76	W	D. Johnson 17	Robinson 10	Wedman 19	Lacey 12
4/19/81	Kansas City	Phoenix	88-95	L	D. Johnson 28	DJ/AA 7	RK/EG 23	RK/SL 7

1981-82 (Suns 46-36 Regular Season)**FIRST ROUND (Suns 2, Nuggets 1)**

DATE	OPPONENTS	SITE	SUNS-OPP	W-L	SUNS HI PTS	SUNS HI REBS	OPP HI PTS	OPP HI REBS
4/20/82	Denver	Denver	113-129	L	Macy 22	Robinson 13	Vandeweghe 29	English 10
4/23/82	Denver	Phoenix	126-110	W	Johnson 29	Adams 9	Issel 26	English 6
4/24/82	Denver	Denver	124-119	W	Davis 30	Robinson 9	Issel 26	DI/TRD 10

SEMIFINALS (Lakers 4, Suns 0)

4/27/82	L.A. Lakers	Los Angeles	96-115	L	AA/DJ 20	Robinson 14	Wilkes 28	McAdoo 12
4/28/82	L.A. Lakers	Los Angeles	98-117	L	Johnson 27	Nance 11	Abdul-Jabbar 24	E. Johnson 12
4/30/82	L.A. Lakers	Phoenix	106-114	L	Adams 23	Adams 12	Wilkes 26	E. Johnson 14
5/2/82	L.A. Lakers	Phoenix	107-112	L	Johnson 31	LN/KM 6	JW/KAJ 24	Abdul-Jabbar 13

1982-83 (Suns 53-29 Regular Season)**FIRST ROUND (Nuggets 2, Suns 1)**

DATE	OPPONENTS	SITE	SUNS-OPP	W-L	SUNS HI PTS	SUNS HI REBS	OPP HI PTS	OPP HI REBS
4/19/83	Denver	Phoenix	121-108	W	Johnson 28	Johnson 12	Vandeweghe 32	Dunn 12
4/21/83	Denver	Denver	99-113	L	Davis 31	Edwards 9	Vandeweghe 26	Issel 11
4/24/83	Denver	Phoenix	112-117*	L	Davis 29	Nance 12	English 42	Dunn 12

1983-84 (Suns 41-41 Regular Season)

The playoff format, as we know it today, was implemented. Eight teams from each conference make the playoffs, with the division winners having the top two seeds in each conference. Seedings are then determined by record.

FIRST ROUND (Suns 3, Trail Blazers 2)									
DATE	OPPONENTS	SITE	SUNS-OPP	W-L	SUNS HI PTS	SUNS HI REBS	OPP HI PTS	OPP HI REBS	
4/18/84	Portland	Portland	113-106	W	Edwards 23	Nance 9	Carr 24	Natt 9	
4/20/84	Portland	Portland	116-122	L	Davis 25	Lucas/Davis 5	Paxson 27	Thompson 13	
4/22/84	Portland	Phoenix	106-103	W	Davis 27	Lucas/Nance 10	Valentine 29	MT/MC 8	
4/24/84	Portland	Phoenix	110-113	L	Davis 29	Lucas 10	Natt 30	Natt 8	
4/26/84	Portland	Portland	117-105	W	Davis 29	Lucas 12	Paxson 24	Natt 10	
SEMIFINALS (Suns 4, Jazz 2)									
4/29/84	Utah	Utah	95-105	L	Davis 21	Edwards 8	Dantley 36	Bailey 13	
5/2/84	Utah	Utah	102-97	W	Davis 28	Lucas 15	Dantley 26	Eaton 9	
5/4/84	Utah	Phoenix	106-94	W	Davis 30	Lucas 14	Dantley 31	Eaton 11	
5/6/84	Utah	Phoenix	111-110*	W	Davis 32	Adams 15	Dantley 37	Eaton 12	
5/8/84	Utah	Utah	106-118	L	Lucas 19	Lucas 12	Dantley 46	Eaton 11	
5/10/84	Utah	Phoenix	102-82	W	Davis 21	Nance 9	Dantley 23	Eaton 10	
WESTERN CONFERENCE FINALS (Lakers 4, Suns 2)									
5/12/84	L.A. Lakers	Los Angeles	94-110	L	Davis 24	Nance 15	McAdoo 20	Abdul-Jabbar 10	
5/15/84	L.A. Lakers	Los Angeles	102-118	L	Nance 29	Nance 9	Abdul-Jabbar 21	Abdul-Jabbar 10	
5/18/84	L.A. Lakers	Phoenix	135-127*	W	Davis 34	Lucas 17	Abdul-Jabbar 31	KAJ/EJ/JW 8	
5/20/84	L.A. Lakers	Phoenix	115-126	L	Nance 27	Lucas 10	Abdul-Jabbar 31	KAJ/KR/JW 7	
5/23/84	L.A. Lakers	Los Angeles	126-121	W	Davis 27	Nance 13	Abdul-Jabbar 28	McAdoo 8	
5/25/84	L.A. Lakers	Phoenix	97-99	L	Davis 26	Lucas 13	Worthy 22	E. Johnson 11	

1984-85 (Suns 36-46 Regular Season)

FIRST ROUND (Lakers 3, Suns 0)									
DATE	OPPONENTS	SITE	SUNS-OPP	W-L	SUNS HI PTS	SUNS HI REBS	OPP HI PTS	OPP HI REBS	
4/18/85	L.A. Lakers	Los Angeles	104-103	L	Pittman 22	Lucas 11	McGee 22	MC/BM 6	
4/20/85	L.A. Lakers	Los Angeles	130-147	L	Adams 23	Lucas 9	Abdul-Jabbar 24	Rambis 7	
4/23/85	L.A. Lakers	Phoenix	103-119	L	Lucas 26	Lucas 13	Worthy 23	Rambis 9	

1988-89 (Suns 55-27 Regular Season)

FIRST ROUND (Suns 3, Nuggets 0)									
DATE	OPPONENTS	SITE	SUNS-OPP	W-L	SUNS HI PTS	SUNS HI REBS	OPP HI PTS	OPP HI REBS	
4/28/89	Denver	Phoenix	104-103	W	TMC/KJ 26	Chambers 17	Davis 34	Lever 12	
4/30/89	Denver	Phoenix	132-114	W	K. Johnson 34	Chambers 12	English 36	Adams 12	
5/2/89	Denver	Denver	130-121	W	TMC/KJ 32	Chambers 17	Davis 26	Turner 7	
SEMIFINALS (Suns 4, Warriors 1)									
5/6/89	Golden St.	Phoenix	130-103	W	Chambers 25	E. Johnson 9	Mullin/Teagle 18	L. Smith 8	
5/9/89	Golden St.	Phoenix	122-127	L	E. Johnson 35	E. Johnson 9	Mullin 37	Richmond 13	
5/11/89	Golden St.	Golden St.	113-104	W	Chambers 31	TMC/TYC 14	Mullin 32	RH/MB 9	
5/13/89	Golden St.	Golden St.	135-99	W	E. Johnson 34	Corbin 13	Mullin 28	Mullin 7	
5/16/89	Golden St.	Phoenix	116-104	W	TMC/KJ/DM 24	TMC/EJ 11	Richmond 23	L. Smith 9	
WESTERN CONFERENCE FINALS (Lakers 4, Suns 0)									
5/20/89	L.A. Lakers	Los Angeles	119-127	L	K. Johnson 27	Chambers 10	Worthy 32	Green 10	
5/23/89	L.A. Lakers	Los Angeles	95-101	L	K. Johnson 22	Chambers 10	Scott 30	Johnson 9	
5/26/89	L.A. Lakers	Phoenix	107-110	L	Chambers 26	Hornacek 11	Worthy 29	Worthy 12	
5/28/89	L.A. Lakers	Phoenix	117-122	L	Chambers 41	Chambers 13	Scott 35	Green 11	

1989-90 (Suns 54-28 Regular Season)

FIRST ROUND (Suns 3, Jazz 2)									
DATE	OPPONENTS	SITE	SUNS-OPP	W-L	SUNS HI PTS	SUNS HI REBS	OPP HI PTS	OPP HI REBS	
4/27/90	Utah	Utah	96-113	L	Majerle 23	Rambis 9	K. Malone 21	K. Malone 11	
4/29/90	Utah	Utah	105-87	W	K. Johnson 22	West 21	K. Malone 20	K. Malone 10	
5/2/90	Utah	Phoenix	120-105	W	K. Johnson 29	West 10	Bailey 30	K. Malone 11	
5/4/90	Utah	Phoenix	94-105	L	E. Johnson 33	West 11	K. Malone 33	K. Malone 11	
5/6/90	Utah	Utah	104-102	W	Chambers 32	West 11	KM/Bailey 26	Eaton 9	
SEMIFINALS (Suns 4, Lakers 1)									
5/ 8/90	L.A. Lakers	Los Angeles	104-102	W	Chambers 26	West 16	EJ/JW 22	Green 13	
5/10/90	L.A. Lakers	Los Angeles	100-124	L	Hornacek 18	Five with 5	Worthy 27	Green 13	
5/12/90	L.A. Lakers	Phoenix	123-89	W	Chambers 34	TMC/KJ 7	Worthy 27	Green 10	
5/13/90	L.A. Lakers	Phoenix	114-101	W	K. Johnson 30	West 15	E. Johnson 43	Green 18	
5/15/90	L.A. Lakers	Los Angeles	106-103	W	K. Johnson 37	West 16	E. Johnson 43	VD/EJ 8	
WESTERN CONFERENCE FINALS (Trail Blazers 4, Suns 2)									
5/21/90	Portland	Portland	98-100	L	Chambers 29	West 12	Drexler 20	Kersey 11	
5/23/90	Portland	Portland	107-108	L	Chambers 28	Chambers 14	Kersey 29	Kersey 11	
5/25/90	Portland	Phoenix	123-89	W	Chambers 24	Lang 10	Kersey 16	Bryant 7	
5/27/90	Portland	Phoenix	119-107	W	K. Johnson 28	West 12	Kersey 29	Williams 8	
5/29/90	Portland	Portland	114-120	L	K. Johnson 28	Chambers 13	Drexler 32	Kersey 11	
5/31/90	Portland	Phoenix	109-112	L	Hornacek 36	Rambis 12	CD/TP 23	Williams 11	

1990-91 (Suns 55-27 Regular Season)

FIRST ROUND (Jazz 3, Suns 1)									
DATE	OPPONENTS	SITE	SUNS-OPP	W-L	SUNS HI PTS	SUNS HI REBS	OPP HI PTS	OPP HI REBS	
4/25/91	Utah	Phoenix	90-129	L	Knight	18	Hornacek	5	K. Malone 27
4/27/91	Utah	Phoenix	102-92	W	Hornacek	25	Lang	8	J. Malone 23
4/30/91	Utah	Utah	98-107	L	Chambers	26	Hornacek	10	K. Malone 32
5/2/91	Utah	Utah	93-101	L	Hornacek	30	Chambers	7	K. Malone 38

1991-92 (Suns 53-29 Regular Season)

FIRST ROUND (Suns 3, Spurs 0)									
DATE	OPPONENTS	SITE	SUNS-OPP	W-L	SUNS HI PTS	SUNS HI REBS	OPP HI PTS	OPP HI REBS	
4/24/92	San Antonio	Phoenix	117-111	W	Majerle	25	Ceballos	9	Cummings 30
4/26/92	San Antonio	Phoenix	119-107	W	TP/JH	31	Perry/Lang	10	Cummings 31
4/29/92	San Antonio	San Antonio	101-92	W	KJ/JH	22	Perry	9	Carr 20

SEMIFINALS (Trail Blazers 4, Suns 1)

DATE	OPPONENTS	SITE	SUNS-OPP	W-L	SUNS HI PTS	SUNS HI REBS	OPP HI PTS	OPP HI REBS	
5/5/92	Portland	Portland	111-113	L	K. Johnson	24	KJ/TC	8	Porter 31
5/7/92	Portland	Portland	119-126	L	K. Johnson	35	Hornacek	11	CD/TP
5/9/92	Portland	Phoenix	124-117	W	Hornacek	30	TP/DM	9	Drexler 37
5/11/92	Portland	Phoenix	151-153**	L	K. Johnson	35	Majerle	11	Drexler 33
5/14/92	Portland	Portland	106-118	L	TC/TP	19	Chambers	8	Drexler 34

1992-93 (Suns 62-20 Regular Season)

FIRST ROUND (Suns 3, Lakers 2)									
DATE	OPPONENTS	SITE	SUNS-OPP	W-L	SUNS HI PTS	SUNS HI REBS	OPP HI PTS	OPP HI REBS	
4/30/93	L.A. Lakers	Phoenix	103-107	L	Barkley	34	Barkley	15	Threatt 35
5/2/93	L.A. Lakers	Phoenix	81-86	L	CB/RD/TC	18	Barkley	21	Divac 19
5/4/93	L.A. Lakers	Los Angeles	107-102	W	Barkley	27	Barkley	11	Divac 30
5/6/93	L.A. Lakers	Los Angeles	101-86	W	Barkley	28	Barkley	11	Divac 17
5/9/93	L.A. Lakers	Phoenix	112-104*	W	Barkley	31	CB/DM	14	Worthy 24

SEMIFINALS (Suns 4, Spurs 2)

DATE	OPPONENTS	SITE	SUNS-OPP	W-L	SUNS HI PTS	SUNS HI REBS	OPP HI PTS	OPP HI REBS	
5/11/93	San Antonio	Phoenix	98-89	W	K. Johnson	25	Barkley	10	Robinson 32
5/13/93	San Antonio	Phoenix	109-103	W	Barkley	35	Barkley	10	Robinson 27
5/15/93	San Antonio	San Antonio	96-111	L	K. Johnson	26	Barkley	14	Carr 21
5/16/93	San Antonio	San Antonio	103-117	L	K. Johnson	26	Barkley	12	Robinson 36
5/18/93	San Antonio	Phoenix	109-97	W	Barkley	36	Barkley	12	DR/DE 24
5/20/93	San Antonio	San Antonio	102-100	W	Barkley	28	Barkley	21	Robinson 22

WESTERN CONFERENCE FINALS (Suns 4, Sonics 3)

DATE	OPPONENTS	SITE	SUNS-OPP	W-L	SUNS HI PTS	SUNS HI REBS	OPP HI PTS	OPP HI REBS	
5/24/93	Seattle	Phoenix	105-91	W	Ceballos	21	Barkley	14	McKey 17
5/26/93	Seattle	Phoenix	99-103	L	Majerle	29	CB/DM	10	Pierce 34
5/28/93	Seattle	Seattle	104-97	W	K. Johnson	20	Barkley	16	Pierce 28
5/30/93	Seattle	Seattle	101-120	L	Barkley	27	Barkley	7	SK/DM 20
6/1/93	Seattle	Phoenix	120-114	W	Barkley	43	Barkley	15	Kemp 33
6/3/93	Seattle	Seattle	102-118	L	K. Johnson	22	Barkley	11	Pierce 27
6/5/93	Seattle	Phoenix	123-110	W	Barkley	44	Barkley	24	E. Johnson 34

NBA FINALS (Bulls 4, Suns 2)

DATE	OPPONENTS	SITE	SUNS-OPP	W-L	SUNS HI PTS	SUNS HI REBS	OPP HI PTS	OPP HI REBS	
6/9/93	Chicago	Phoenix	92-100	L	Barkley	21	Dumas	12	Jordan 31
6/11/93	Chicago	Phoenix	108-111	L	Barkley	42	Barkley	13	Jordan 42
6/13/93	Chicago	Chicago	129-121***	W	Majerle	28	Barkley	19	Jordan 44
6/16/93	Chicago	Chicago	105-111	L	Barkley	32	Barkley	12	Jordan 55
6/18/93	Chicago	Chicago	108-98	W	RD/KJ	25	Majerle	12	Jordan 41
6/20/93	Chicago	Phoenix	98-99	L	DM/CB	21	Barkley	17	Jordan 33

1993-94 (Suns 56-26 Regular Season)

FIRST ROUND (Suns 3, Warriors 0)									
DATE	OPPONENTS	SITE	SUNS-OPP	W-L	SUNS HI PTS	SUNS HI REBS	OPP HI PTS	OPP HI REBS	
4/29/94	Golden St.	Phoenix	111-104	W	Barkley	36	Barkley	19	Owens 27
5/4/94	Golden St.	Phoenix	117-111	W	K. Johnson	38	Green	10	Mullin 32
5/14/94	Golden St.	Golden St.	140-133	W	Barkley	56	Barkley	14	Mullin 30

SEMIFINALS (Rockets 4, Suns 3)

DATE	OPPONENTS	SITE	SUNS-OPP	W-L	SUNS HI PTS	SUNS HI REBS	OPP HI PTS	OPP HI REBS	
5/8/94	Houston	Houston	91-87	W	Barkley	21	Barkley	12	Olajuwon 36
5/11/94	Houston	Houston	124-117*	W	Barkley	34	Barkley	15	Olajuwon 31
5/13/94	Houston	Phoenix	102-118	L	K. Johnson	38	Barkley	14	Maxwell 34
5/15/94	Houston	Phoenix	96-107	L	K. Johnson	38	Barkley	14	Olajuwon 28
5/17/94	Houston	Houston	86-109	L	Barkley	30	Miller	7	OT/HO 20
5/19/94	Houston	Phoenix	103-89	W	K. Johnson	28	Barkley	15	Olajuwon 23
5/21/94	Houston	Houston	94-104	L	K. Johnson	25	Barkley	15	Olajuwon 37

1994-95 (Suns 59-23 Regular Season)

FIRST ROUND (Suns 3, Trail Blazers 0)									
DATE	OPPONENTS	SITE	SUNS-OPP	W-L	SUNS HI PTS	SUNS HI REBS	OPP HI PTS	OPP HI REBS	
4/28/95	Portland	Phoenix	129-102	W	Barkley 29	Barkley 16	Strickland 23	Dudley/Grant 7	
4/30/95	Portland	Phoenix	103-94	W	K. Johnson 28	Green 15	Strickland 26	Williams 7	
5/2/95	Portland	Portland	117-109	W	Barkley 47	Barkley 12	Strickland 21	C. Robinson 10	
SEMIFINALS (Rockets 4, Suns 3)									
5/9/95	Houston	Phoenix	130-108	W	Barkley 26	Green 15	Cassell 31	Brown 6	
5/11/95	Houston	Phoenix	118-94	W	Barkley 30	Green 14	Olajuwon 25	Horry 8	
5/13/95	Houston	Houston	85-118	L	K. Johnson 14	Green 9	Olajuwon 36	Olajuwon 11	
5/14/95	Houston	Houston	114-110	W	K. Johnson 43	Green 12	Olajuwon 38	Horry 17	
5/16/95	Houston	Phoenix	97-103*	L	K. Johnson 28	CB/Green 20	Olajuwon 31	Olajuwon 16	
5/18/95	Houston	Houston	103-116	L	Barkley 34	Barkley 14	Olajuwon 30	HO/CD 8	
5/20/95	Houston	Phoenix	114-115	L	K. Johnson 46	Barkley 23	HO/CD 29	Olajuwon 11	

1995-96 (Suns 41-41 Regular Season)

FIRST ROUND (Spurs 3, Suns 1)									
DATE	OPPONENTS	SITE	SUNS-OPP	W-L	SUNS HI PTS	SUNS HI REBS	OPP HI PTS	OPP HI REBS	
4/26/96	San Antonio	San Antonio	98-120	L	Barkley 26	Barkley 12	Del Negro 29	Perdue 9	
4/28/96	San Antonio	San Antonio	105-110	L	Barkley 30	Barkley 20	Robinson 40	Robinson 21	
5/1/96	San Antonio	Phoenix	94-93	W	Barkley 25	Barkley 13	Robinson 22	Perdue 9	
5/3/96	San Antonio	Phoenix	98-116	L	Barkley 21	Barkley 9	Robinson 30	Robinson 13	

1996-97 (Suns 40-42 Regular Season)

FIRST ROUND (Sonics 3, Suns 2)									
DATE	OPPONENTS	SITE	SUNS-OPP	W-L	SUNS HI PTS	SUNS HI REBS	OPP HI PTS	OPP HI REBS	
4/25/97	Seattle	Seattle	106-101	W	Chapman 42	K. Johnson 7	Payton 23	Kemp 15	
4/27/97	Seattle	Seattle	78-122	L	Chapman 18	Person 10	Kemp/Payton 23	Kemp 15	
4/29/97	Seattle	Phoenix	110-103	W	Person 29	Person 10	Payton 34	Kemp 11	
5/1/97	Seattle	Phoenix	115-122*	L	KJ/Kidd 23	Manning 10	Payton 28	Kemp 20	
5/3/97	Seattle	Seattle	92-116	L	Person 26	Person/Kidd 8	Schrempf 24	Kemp 11	

1997-98 (Suns 56-26 Regular Season)

FIRST ROUND (Spurs 3, Suns 1)									
DATE	OPPONENTS	SITE	SUNS-OPP	W-L	SUNS HI PTS	SUNS HI REBS	OPP HI PTS	OPP HI REBS	
4/23/98	San Antonio	Phoenix	96-102	L	Johnson 18	McCloud 9	Duncan 32	Robinson 15	
4/25/98	San Antonio	Phoenix	108-101	W	McCloud 22	McDyess 11	Robinson 23	Robinson 16	
4/27/98	San Antonio	San Antonio	88-100	L	McDyess 26	McDyess 17	Duncan 22	Duncan 14	
4/29/98	San Antonio	San Antonio	80-99	L	Johnson 18	McDyess 19	Johnson 30	Robinson 21	

1998-99 (Suns 27-23 Regular Season)

FIRST ROUND (Trail Blazers 3, Suns 0)									
DATE	OPPONENTS	SITE	SUNS-OPP	W-L	SUNS HI PTS	SUNS HI REBS	OPP HI PTS	OPP HI REBS	
5/8/99	Portland	Portland	85-95	L	Kidd 17	Gugliotta 9	Rider 25	Grant 10	
5/10/99	Portland	Portland	99-110	L	McCloud/Garrity 15	Gugliotta 9	Grant/DS 22	Sabonis 9	
5/12/99	Portland	Phoenix	93-103	L	Robinson 24	CR/TG 7	Grant 20	Sabonis 11	

1999-00 (Suns 53-29 Regular Season)

FIRST ROUND (Suns 3, Spurs 1)									
DATE	OPPONENTS	SITE	SUNS-OPP	W-L	SUNS HI PTS	SUNS HI REBS	OPP HI PTS	OPP HI REBS	
4/22/00	San Antonio	San Antonio	72-70	W	AH/CR 17	Marion 9	Elliott 15	Walker 16	
4/25/00	San Antonio	San Antonio	70-85	L	Hardaway 19	Blount 11	D.Robinson 25	D.Robinson 15	
4/29/00	Phoenix	Phoenix	101-94	W	Hardaway 17	Marion 14	D.Robinson 37	D.Robinson 13	
5/2/00	San Antonio	Phoenix	89-78	W	Hardaway 23	SM/RR 10	D.Robinson 21	D.Robinson 16	
SEMIFINALS (Lakers 4, Suns 1)									
5/7/00	L.A. Lakers	Los Angeles	77-105	L	Hardaway 25	JK/CB 7	O'Neal 37	O'Neal 14	
5/10/00	L.A. Lakers	Los Angeles	96-97	L	Robinson 30	SM/CB 9	O'Neal 38	O'Neal 20	
5/12/00	L.A. Lakers	Phoenix	99-105	L	Hardaway 31	Robinson 9	O'Neal 37	O'Neal 17	
5/14/00	L.A. Lakers	Phoenix	117-98	W	Robinson 32	Kidd 10	O'Neal 24	SON/RH 9	
5/16/00	L.A. Lakers	Los Angeles	65-87	L	Day 10	Rogers 8	Bryant 17	O'Neal 21	

2000-01 (Suns 51-31 Regular Season)

FIRST ROUND (Kings 3, Suns 1)									
DATE	OPPONENTS	SITE	SUNS-OPP	W-L	SUNS HI PTS	SUNS HI REBS	OPP HI PTS	OPP HI REBS	
4/22/01	Sacramento	Sacramento	86-83	W	Marion	21	Tsakalidis	11	Webber
4/25/01	Sacramento	Sacramento	90-116	L	Delk	14	Gugliotta	8	Stojakovic
4/29/01	Sacramento	Phoenix	96-104	L	Kidd	19	Marion	10	Webber
5/2/01	Sacramento	Phoenix	82-89	L	Robinson	24	Tsakalidis	12	Stojakovic

2002-03 (Suns 44-38 Regular Season)

Beginning with the 2003 postseason, all first-round series were switched to best-of-seven series.

FIRST ROUND (Spurs 4, Suns 2)									
DATE	OPPONENTS	SITE	SUNS-OPP	W-L	SUNS HI PTS	SUNS HI REBS	OPP HI PTS	OPP HI REBS	
4/19/03	San Antonio	San Antonio	96-95*	W	Marbury	26	Marion	12	Jackson
4/21/03	San Antonio	San Antonio	76-84	L	Marbury	32	Marion	12	Jackson
4/25/03	San Antonio	Phoenix	86-99	L	Marbury	25	Johnson	9	Parker
4/27/03	San Antonio	Phoenix	86-84	W	Marbury	18	Marion	14	Duncan
4/29/03	San Antonio	San Antonio	82-94	L	Marion	22	Stoudemire	14	Rose
5/1/03	San Antonio	Phoenix	85-87	L	Marion	24	Marion	15	Jackson

2004-05 (Suns 62-20 Regular Season)

FIRST ROUND (Suns 4, Grizzlies 0)									
DATE	OPPONENTS	SITE	SUNS-OPP	W-L	SUNS HI PTS	SUNS HI REBS	OPP HI PTS	OPP HI REBS	
4/24/05	Memphis	Phoenix	114-103	W	Marion	26	Marion	13	Miller
4/27/05	Memphis	Phoenix	108-103	W	Stoudemire	34	Marion	13	Gasol
4/29/05	Memphis	Memphis	110-90	W	Stoudemire	30	Marion	13	Wright
5/1/05	Memphis	Memphis	123-115	W	Johnson	25	Marion	11	Gasol
SEMIFINALS (Suns 4, Mavericks 2)									
5/9/05	Dallas	Phoenix	127-102	L	Stoudemire	40	Stoudemire	16	Nowitzki
5/11/05	Dallas	Phoenix	106-108	L	Stoudemire	30	Stoudemire	16	Finley
5/13/05	Dallas	Dallas	119-102	W	Stoudemire	37	Stoudemire	14	Nowitzki
5/15/05	Dallas	Dallas	109-119	L	Nash	48	Marion	12	Howard
5/18/05	Dallas	Phoenix	114-108	W	Nash	34	Stoudemire	18	Nowitzki
5/20/05	Dallas	Dallas	130-126*	W	Nash	39	Marion	16	Terry
CONFERENCE FINALS (Spurs 4, Suns 1)									
5/22/05	San Antonio	Phoenix	114-121	L	Stoudemire	41	SM, AS	9	Parker
5/24/05	San Antonio	Phoenix	108-111	L	Stoudemire	37	Marion	12	Duncan
5/28/05	San Antonio	San Antonio	92-102	L	Stoudemire	34	Stoudemire	11	Duncan
5/30/05	San Antonio	San Antonio	111-106	W	Stoudemire	31	Marion	14	Ginobili
6/1/05	San Antonio	Phoenix	95-101	L	Stoudemire	42	Stoudemire	16	Duncan

2005-06 (Suns 54-28 Regular Season)

FIRST ROUND (Suns 4, Lakers 3)									
DATE	OPPONENTS	SITE	SUNS-OPP	W-L	SUNS HI PTS	SUNS HI REBS	OPP HI PTS	OPP HI REBS	
4/23/06	L.A. Lakers	Phoenix	107-102	W	T. Thomas	22	T. Thomas	15	Bryant
4/26/06	L.A. Lakers	Phoenix	93-99	L	Nash	29	TT, SM	9	Bryant
4/28/06	L.A. Lakers	L.A. Lakers	92-99	L	Marion	20	Marion, Nash	7	Parker
4/30/06	L.A. Lakers	L.A. Lakers	98-99*	L	Nash	22	Marion	12	Odom
5/2/06	L.A. Lakers	Phoenix	114-97	W	Diaw	25	Diaw	10	Bryant
5/4/06	L.A. Lakers	L.A. Lakers	126-118*	W	Nash	32	Marion	12	Bryant
5/6/06	L.A. Lakers	Phoenix	121-90	W	Barbosa	26	Marion	10	Bryant
SEMIFINALS (Suns 4, Clippers 3)									
5/8/06	L.A. Clippers	Phoenix	130-123	W	Nash	31	Marion	15	Brand
5/10/06	L.A. Clippers	Phoenix	97-122	L	Bell	20	Marion	6	Brand
5/12/06	L.A. Clippers	L.A. Clippers	94-91	W	Marion	32	Marion	19	Brand
5/14/06	L.A. Clippers	L.A. Clippers	107-114	L	Bell	33	Marion	10	Brand
5/16/06	L.A. Clippers	Phoenix	125-118**	W	Marion	36	Marion	20	Brand
5/18/06	L.A. Clippers	L.A. Clippers	106-118	L	Marion	34	Marion, Diaw	9	Brand
5/22/06	L.A. Clippers	Phoenix	127-107	W	Marion	30	Marion	9	Brand
CONFERENCE FINALS (Mavericks 4, Suns 2)									
5/24/06	Dallas	Dallas	121-118	W	Diaw	34	Marion	13	Harris
5/26/06	Dallas	Dallas	98-105	L	Diaw	25	Marion	19	Nowitzki
5/28/06	Dallas	Phoenix	88-95	L	Nash	21	Marion	18	Nowitzki
5/30/06	Dallas	Phoenix	106-86	W	Barbosa	24	Diaw	9	Howard
6/1/06	Dallas	Dallas	101-117	L	T. Thomas	26	Marion	10	Nowitzki
6/3/06	Dallas	Phoenix	93-102	L	Diaw	30	Marion, Diaw	11	Nowitzki

2006-07 (Suns 61-21 Regular Season)

FIRST ROUND (Suns 4, Lakers 1)										
DATE	OPPONENTS	SITE	SUNS-OPP	W-L	SUNS HI PTS	SUNS HI REBS	OPP HI PTS		OPP HI REBS	
4/22/07	L.A. Lakers	Phoenix	95-87	W	Barbosa	26	Marion	16	Bryant	39
4/24/07	L.A. Lakers	Phoenix	126-98	W	Barbosa	26	Marion	10	Bryant	15
4/26/07	L.A. Lakers	L.A. Lakers	89-95	L	Stoudemire	24	Stoudemire	10	Bryant	45
4/29/07	L.A. Lakers	L.A. Lakers	113-100	W	Stoudemire	27	Stoudemire	21	Bryant	31
5/2/07	L.A. Lakers	Phoenix	119-110	W	Stoudemire	27	Stoudemire	16	Bryant	34
SEMIFINALS (Spurs 4, Suns 2)										
5/6/07	San Antonio	Phoenix	106-111	L	Nash	31	Stoudemire	18	Duncan	33
5/8/07	San Antonio	Phoenix	101-81	W	Stoudemire	27	Marion	10	Duncan	29
5/12/07	San Antonio	San Antonio	101-108	L	Marion	26	Thomas	12	Duncan	33
5/14/07	San Antonio	San Antonio	104-98	W	Stoudemire	26	Marion	12	Parker	23
5/16/07	San Antonio	Phoenix	85-88	L	Marion	24	Marion	17	Ginobili	26
5/18/07	San Antonio	San Antonio	106-114	L	Stoudemire	38	Stoudemire	12	Ginobili	33
									Duncan	16
									Duncan	11
									Duncan	19
									Duncan	11
									Duncan	12
									Duncan	13

2007-08 (Suns 55-27 Regular Season)

FIRST ROUND (Spurs 4, Suns 1)										
DATE	OPPONENTS	SITE	SUNS-OPP	W-L	SUNS HI PTS	SUNS HI REBS	OPP HI PTS		OPP HI REBS	
4/19/08	San Antonio	San Antonio	115-117**	L	Stoudemire	33	Barbosa	8	Duncan	40
4/22/08	San Antonio	San Antonio	96-102	L	Stoudemire	33	O'Neal	14	Parker	32
4/25/08	San Antonio	Phoenix	99-115	L	Stoudemire	28	Stoudemire	11	Parker	41
4/27/08	San Antonio	Phoenix	105-86	W	Bell	27	O'Neal	12	Parker	18
4/29/08	San Antonio	San Antonio	87-92	L	Diaw	22	Stoudemire	11	Parker	31
									Duncan	15
									Duncan	17
									Duncan	10
									Duncan	10
									Duncan	17

2009-10 (Suns 54-28 Regular Season)

FIRST ROUND (Suns 4, Blazers 2)										
DATE	OPPONENTS	SITE	SUNS-OPP	W-L	SUNS HI PTS	SUNS HI REBS	OPP HI PTS		OPP HI REBS	
4/18/10	Portland	Phoenix	100-105	L	Nash	25	Richardson	10	Miller	31
4/20/10	Portland	Phoenix	119-90	W	Richardson	29	Hill	8	Webster	16
4/22/10	Portland	Portland	108-89	W	Richardson	42	Richardson	8	Aldridge	17
4/24/10	Portland	Portland	87-96	L	Stoudemire	26	Hill	12	Aldridge	31
4/26/10	Portland	Phoenix	107-88	W	Frye	20	Frye/Richardson	8	Miller	21
4/29/10	Portland	Portland	99-90	W	Richardson	28	Hill	12	Webster	19
SEMIFINALS (Suns 4, Spurs 0)										
5/3/10	San Antonio	Phoenix	111-102	W	Nash	33	Stoudemire	13	Ginobili	27
5/5/10	San Antonio	Phoenix	110-102	W	Stoudemire	23	Stoudemire	11	Duncan	29
5/7/10	San Antonio	San Antonio	110-96	W	Dragic	26	Stoudemire/Nash	8	Ginobili	27
5/9/10	San Antonio	San Antonio	107-101	W	Stoudemire	29	Richardson	8	Parker	22
CONFERENCE FINALS (Lakers 4, Suns 2)										
5/17/10	L.A. Lakers	L.A. Lakers	107-128	L	Stoudemire	23	RL/3R/LA	6	Bryant	40
5/19/10	L.A. Lakers	L.A. Lakers	112-124	L	Richardson	27	Stoudemire/Lopez	6	Gasol	29
5/23/10	L.A. Lakers	Phoenix	118-109	W	Stoudemire	42	Stoudemire	11	Bryant	36
5/25/10	L.A. Lakers	Phoenix	115-106	W	Stoudemire	21	Stoudemire	8	Bryant	38
5/27/10	L.A. Lakers	L.A. Lakers	101-103	L	Nash	29	Frye	10	Bryant	30
5/29/10	L.A. Lakers	Phoenix	103-111	L	Stoudemire	27	Frye	13	Bryant	37
									Odom	19
									Odom	11
									Bryant/Gasol	9
									Odom	10
									Odom	18
									Odom	12

Suns Career Playoff Leaders

Games

Kevin Johnson	105
Dan Majerle	83
Alvan Adams	78
Steve Nash	75
Mark West	71
Shawn Marion	65
Leandro Barbosa	64
Tom Chambers	63
Alvin Scott	61
Walter Davis	59

Assists

Kevin Johnson	935
Steve Nash	728
Alvan Adams	320
Walter Davis	296
Jason Kidd	217
Paul Westphal	210
Dan Majerle	204
Charles Barkley	197
Jeff Hornacek	185
Kyle Macy	155

Free Throws Made

Kevin Johnson	594
Amar'e Stoudemire	355
Charles Barkley	313
Tom Chambers	268
Steve Nash	264
Walter Davis	237
Dan Majerle	199
Alvan Adams	196
Paul Westphal	159
Shawn Marion	154

Three-Point Field Goals Made

Dan Majerle	115
Steve Nash	99
Raja Bell	73
Leandro Barbosa	65
Shawn Marion	63
Danny Ainge	62
Tim Thomas	48
Wesley Person	40
Charles Barkley	36
Jim Jackson	32
Quentin Richardson	32

Points

Kevin Johnson	2,026
Steve Nash	1,365
Walter Davis	1,288
Charles Barkley	1,273
Amar'e Stoudemire	1,258
Dan Majerle	1,120
Shawn Marion	1,109
Alvan Adams	1,076
Tom Chambers	1,018
Paul Westphal	956

Blocks

Mark West	114
Shawn Marion	99
Amar'e Stoudemire	94
Garfield Heard	78
Alvan Adams	77
Oliver Miller	73
Alvin Scott	51
Larry Nance	51
Charles Barkley	49
Dan Majerle	42
Tom Chambers	42

Free Throws Attempted

Kevin Johnson	713
Amar'e Stoudemire	474
Charles Barkley	410
Tom Chambers	315
Steve Nash	294
Walter Davis	290
Dan Majerle	260
Alvan Adams	256
Paul Westphal	200
Shawn Marion	190

Three-Point Field Goals Attempted

Dan Majerle	324
Steve Nash	259
Leandro Barbosa	191
Shawn Marion	182
Raja Bell	151
Danny Ainge	146
Charles Barkley	132
Tim Thomas	108
Wesley Person	107
Kevin Johnson	90

Rebounds

Shawn Marion	706
Charles Barkley	644
Alvan Adams	588
Amar'e Stoudemire	479
Dan Majerle	411
Mark West	371
Garfield Heard	370
Tom Chambers	357
Kevin Johnson	336
Len "Truck" Robinson	269

Field Goals Made

Kevin Johnson	707
Walter Davis	523
Steve Nash	501
Charles Barkley	462
Amar'e Stoudemire	450
Shawn Marion	446
Alvan Adams	440
Dan Majerle	403
Paul Westphal	398
Tom Chambers	365

Scoring Average (10 games minimum)

Charles Barkley	26.5
Amar'e Stoudemire	24.2
Walter Davis	21.8
Paul Westphal	21.7
Dennis Johnson	20.4
Jason Richardson	19.8
Kevin Johnson	19.3
Steve Nash	18.2
Jeff Hornacek	17.6
Maurice Lucas	17.3
Anfernee Hardaway	17.3

Three-Point Field Goal Percentage (Minimum 10 Attempts)

Jim Jackson	.516
Raja Bell	.483
Jason Richardson	.475
Joe Johnson	.449
Tim Thomas	.444
Danny Ainge	.425
Jared Dudley	.424
Rex Chapman	.407
Kyle Macy	.404
Quentin Richardson	.390
Steve Nash	.382

Steals

Kevin Johnson	132
Dan Majerle	106
Shawn Marion	97
Alvan Adams	88
Charles Barkley	81
Walter Davis	80
Garfield Heard	62
Paul Westphal	61
Jeff Hornacek	57
Jason Kidd	51

Field Goals Attempted

Kevin Johnson	1,504
Walter Davis	1,039
Steve Nash	1,008
Shawn Marion	963
Charles Barkley	950
Dan Majerle	948
Alvan Adams	930
Amar'e Stoudemire	861
Tom Chambers	848
Paul Westphal	799

Suns Playoff Records

Suns Individual Playoff Records

Minutes

62***	Kevin Johnson at Chicago	6/13/93
59***	Dan Majerle at Chicago	6/13/93
55**	Shawn Marion vs. L.A. Clippers	5/16/06
54**	Raja Bell at San Antonio	4/19/08
53*	Shawn Marion at San Antonio	4/19/03
53*	Stephon Marbury at San Antonio	4/19/03
53***	Charles Barkley at Chicago	6/13/93

Field Goals Made

23	Charles Barkley at Golden State	5/4/94
----	---------------------------------	--------

Field Goals Attempted

33**	Shawn Marion vs. L.A. Clippers	5/16/06
------	--------------------------------	---------

3-PT. Field Goals Made

9^	Rex Chapman vs. Seattle	4/25/97
----	-------------------------	---------

Free Throws Made

21	Kevin Johnson vs. Houston	5/20/95
----	---------------------------	---------

Free Throws Attempted

22	Amar'e Stoudemire vs. San Antonio	6/1/05
22	Kevin Johnson vs. Houston	5/20/95

Offensive Rebounds

10	Charles Barkley vs. Seattle	6/5/93
10	Mark West at L.A. Lakers	5/8/90

Defensive Rebounds

17	Amar'e Stoudemire at L.A. Lakers	4/29/07
17	Charles Barkley several times, last vs. Houston	5/20/95
17	Tom Chambers at Denver	5/2/89
17	Tom Chambers vs. Denver	4/28/89
17	Alvan Adams vs. Kansas City	4/6/80
17	Alvan Adams at Golden State	5/16/76

Rebounds

24	Charles Barkley vs. Seattle	6/5/93
----	-----------------------------	--------

Assists

23	Steve Nash at L.A. Lakers	4/29/07
19	Kevin Johnson vs. San Antonio	4/26/92

Steals

7	Charles Barkley vs. San Antonio	5/13/93
---	---------------------------------	---------

Blocks

7	Oliver Miller vs. L.A. Lakers	5/9/93
7	Mark West at L.A. Lakers	5/8/90

Points

56	Charles Barkley at Golden State	5/4/94
----	---------------------------------	--------

* Overtime ** Double Overtime *** Triple Overtime ^ Tied for NBA Record

Suns Team Playoff Highs

Field Goals Made

58 vs. Denver 4/23/82

Field Goals Attempted

115** vs. Portland 5/11/92

Field Goal Percentage

.610 vs. L.A. Lakers (47-77) 5/6/06
vs. Portland (50-82) 5/25/90

3-PT. Field Goals Made

15 at San Antonio 5/7/10
vs. L.A. Clippers 5/22/06
vs. Memphis 4/24/05

Free Throws Made

57# vs. Seattle 6/5/93

Free Throws Attempted

64 vs. Seattle 6/5/93

Rebounds

70 at L.A. Lakers 3/29/70

Assists

44* at L.A. Lakers 4/9/80
38 vs. Portland 5/25/90

Personal Fouls

38 vs. Seattle 6/5/93

38** vs. Portland 5/11/92

Steals

17 vs. Denver 4/19/83

Blocks

16 vs. Seattle 5/24/93

Turnovers

30 at Golden State 5/2/76

Points

GAME 151** vs. Portland 5/11/92
140 at Golden State 5/4/94HALF 86** vs. Portland (2nd) 5/11/92
81*** at Boston (2nd) 6/4/76

QTR 43 vs. Houston (2nd) 5/9/95

OT 21 at L.A. Lakers 5/4/06

Suns Largest Margin of Victory

36 Suns 135, Warriors 99 5/13/89

Suns Team Playoff Lows

Field Goals Made

21 at Seattle 4/27/97

Field Goals Attempted

68 at Portland 5/2/95

Field Goal Percentage

.269 at Seattle 4/27/97

Free Throws Made

6 at Seattle 5/3/97

Free Throws Attempted

9 at Seattle 5/3/97

9 at Kansas City 4/4/80

Rebounds

26 vs. L.A. Clippers 5/10/06

Assists

9 at San Antonio 4/25/00

Personal Fouls

12 vs. L.A. Lakers 5/25/10

Steals

0 vs. Dallas 5/28/06
at Seattle 4/15/76

Blocks

0 at Houston 5/13/95

Turnovers

5 at L.A. Clippers 5/14/06
at Memphis 4/29/05

Points

GAME 65 at L.A. Lakers 5/16/00

HALF 23# at L.A. Lakers (1st) 5/16/00

QTR 9 at L.A. Lakers (2nd) 5/16/00

OT 4*** at Chicago (1st) 6/13/93

Opponents Playoff Records

Opponents Individual Playoff Records

Minutes

60***	JoJo White at Boston	6/4/76
58***	B.J. Armstrong at Chicago	6/13/93
57***	Michael Jordan at Chicago	6/13/93
56***	Scottie Pippen at Chicago	6/13/93
55**	Elton Brand at L.A. Clippers	5/16/06

Field Goals Made

21	Michael Jordan at Chicago	6/16/93
----	---------------------------	---------

Field Goals Attempted

43***	Michael Jordan at Chicago	6/13/93
37	Michael Jordan at Chicago	6/16/93

3-PT. Field Goals Made

8	Gary Payton vs. Seattle	4/29/97
---	-------------------------	---------

Free Throws Made

18	David Robinson at San Antonio	5/16/93
----	-------------------------------	---------

Free Throws Attempted

23	David Robinson at San Antonio	5/16/93
----	-------------------------------	---------

Rebounds

27	Wilt Chamberlain at L.A. Lakers	4/9/70
----	---------------------------------	--------

Assists

24#	Earvin Johnson at L.A. Lakers	5/15/84
-----	-------------------------------	---------

Steals

6	Several players	
---	-----------------	--

Blocks

9	Tim Duncan at San Antonio	5/18/07
---	---------------------------	---------

Points

55	Michael Jordan vs. Chicago	6/16/93
50	Dirk Nowitzki at Dallas	6/1/06
50*	Kobe Bryant at L.A. Lakers	5/4/06

Opponents Team Playoff Highs

Field Goals Made

61 at L.A. Lakers 4/18/85

Field Goals Attempted

130*** at Chicago 6/13/93

106 at Seattle 5/4/79

at L.A. Lakers 3/25/70

Field Goal Percentage

.651 vs. Utah (54-83) 4/25/91

3-PT. Field Goals Made

16* vs. Seattle (16-33) 5/1/97

Free Throws Made

40* at L.A. Lakers 4/9/80

37 at Portland 5/5/92

Free Throws Attempted

53** vs. Portland 5/11/92

48 vs. Seattle 4/20/76

Rebounds

68 at L.A. Lakers 4/9/70

Assists

44 at L.A. Lakers 4/9/70

Personal Fouls

38 vs. Seattle 6/5/93

Steals

20 at Golden State 5/2/76

Blocks

14 at Seattle 5/4/79

Turnovers

31 vs. Seattle 5/6/79

Points

GAME 153** vs. Portland 5/11/92
at L.A. Lakers 4/20/85

HALF 79** vs. Portland (2nd) 5/11/92
77 at L.A. Lakers (1st) 4/18/85

QTR 45 at L.A. Lakers (1st) 4/18/85

OT 16 at Boston (3rd) 6/4/76

Opponents Largest Margin of Victory

44 Seattle 122, Suns 78 4/27/97

Opponents Team Playoff Lows

Field Goals Made

27 at San Antonio 4/22/00

Field Goals Attempted

62 vs. Portland 5/12/99

Field Goal Percentage

.358 at San Antonio (29-81) 4/25/00
at Seattle (38-106) 5/4/79

Free Throws Made

4 at Houston 5/8/94

Free Throws Attempted

8 at Houston 5/8/94

Rebounds

25 vs. Seattle 6/1/93

Assists

7 vs. L.A. Lakers 5/2/07

Personal Fouls

12 at Dallas 5/26/06

Steals

1 vs. San Antonio 4/27/08
at L.A. Clippers 5/18/06
at Boston 5/23/76

Blocks

0*** at Boston 6/4/76
at Portland twice; last 5/2/95

Turnovers

6 vs. L.A. Lakers 5/25/10
vs. Dallas 5/28/06

Points

GAME 70 at San Antonio 4/22/00

HALF 32 vs. Kansas City (1st) 4/2/80

QTR 8 at Houston (4th) 5/11/94

OT 4 at Chicago (1st) 6/13/93

Playoff History Breakdown

RECORD BY SERIES

Round	Series	Overall	Home	Road
Western Conference First Round	15-11	56-49	35-19	21-30
Western Conference Semifinals	9-9	53-50	34-17	19-33
Western Conference Finals	2-7	20-34	13-14	7-20
NBA Finals	0-2	4-8	2-4	2-4
Totals	26-29	133-141	84-54	49-87

YEAR-BY-YEAR

Year	Overall	Home	Road
1969-70	3-4	2-1	1-3
1975-76	10-9	7-2	3-7
1977-78	0-2	0-1	0-1
1978-79	9-6	7-1	2-5
1979-80	3-5	3-1	0-4
1980-81	3-4	2-2	1-2
1981-82	2-5	1-2	1-3
1982-83	1-2	1-1	0-1
1983-84	9-8	5-3	4-5
1984-85	0-3	0-1	0-2
1988-89	7-5	4-3	3-2
1989-90	9-7	5-2	4-5
1990-91	1-3	1-1	0-2
1991-92	4-4	3-1	1-3
1992-93	13-11	7-6	6-5
1993-94	6-4	3-2	3-2
1994-95	6-4	4-2	2-2
1995-96	1-3	1-1	0-2
1996-97	2-3	1-1	1-2
1997-98	1-3	1-1	0-2
1998-99	0-3	0-1	0-2
1999-00	4-5	3-1	1-4
2000-01	1-3	0-2	1-1
2002-03	2-4	1-2	1-2
2004-05	9-6	4-4	5-2
2005-06	10-10	7-4	3-6
2006-07	6-5	4-2	2-3
2007-08	1-4	1-1	0-3
2009-10	10-6	6-2	4-4
Totals	133-141	84-54	49-87

TEAM-BY-TEAM

Team	Series	Overall	Home	Road
Boston	0-1	2-4	2-1	0-3
Chicago	0-1	2-4	0-3	2-1
Dallas	1-1	6-6	3-3	3-3
Denver	2-1	6-3	4-1	2-2
Golden State	3-0	11-4	6-2	5-2
Houston	0-2	6-8	3-4	3-4
KC-Sacramento	2-2	10-9	7-4	3-5
L.A. Clippers	1-0	4-3	3-1	1-2
L.A. Lakers	4-8	24-38	16-14	8-24
Memphis	1-0	4-0	2-0	2-0
Milwaukee	0-1	0-2	0-1	0-1
Portland	4-3	15-16	10-5	5-11
San Antonio	4-6	22-25	14-10	8-15
Seattle	2-2	13-12	9-3	4-9
Utah	2-1	8-7	5-2	3-5
Totals	26-29	133-141	84-54	49-87

*Phoenix twice had a first-round bye (1976, 1981)

Overall Series Record:	26-29 (.473)
Series Record with Homecourt:	18-9 (.667)
Series Record without Homecourt:	8-20 (.286)
Record in Deciding Games:	10-7 (6-3 home; 4-4 road)
Record when facing elimination:	26-29 (.473)
Times Sweeping Opponent:	6 (6 times with homecourt)
Times Being Swept:	4 (1 time with homecourt)
Overtime Record:	10-8 (2-2 in double ot, 1-1 in triple ot)



OPPONENTS

NBA Offices

National Basketball Association, NBA Entertainment, WNBA, NBA Development League

New York

Olympic Tower
645 Fifth Avenue
New York, NY 10022
Telephone: 212-407-8000
Fax: 212-832-3861

New Jersey

450 Harmon Meadow Boulevard
Secaucus, NJ 07094
Telephone: 201-865-1500
Fax: 201-865-2626

100 Plaza Drive
Secaucus, NJ 07094
Telephone: 201-865-1500
Fax: 201-974-5973

NBA STORE

666 Fifth Avenue
New York, NY 10103
Telephone: (212) 515-6221
Fax: (212) 515-6249

NBA CITY

6068 Universal Boulevard
Orlando, FL 32819
Telephone: (407) 363-5919
Fax: (407) 370-3178

600 First Avenue North
Minneapolis, MN 55403-1416
Telephone: (612) 767-2960

INTERNATIONAL OFFICES

EUROPE

Headquarters - NBA EMEA

125 Kesington High Street
London W8 5SF UK
Telephone: 011-44-20-7795-8921
Fax: 011-44-20-7795-8901

France

18 Rue Pasquier
75008, Paris, France
Telephone: 011-33-1-7841-4400
Fax: 011-33-1-7841-4327

Italy

Via Dogana 3
20123, Milano, Italy
Telephone: 011-39-02-8648-9361
Fax: 011-39-02-809-250

Spain

pq. Empresarial 'La Finca'
Edif. 15A, 28223
Pozuelo de Alarcón
Madrid, Spain
Telephone: 001-34-91297-9700
Fax: 011-34-91799-5999

Turkey

Astoria Is Merkezi
Buyukdere Cad. No: 127 A Kule K:9
Esentepe 34394, Istanbul, Turkey
Telephone: 011-90-212-340-7600
Fax: 011-90-212-340-7601

AFRICA

Nelson Mandela Square
2nd Floor, West Tower
Maude Street, Sandown
Johannesburg, South Africa
TEL: 011-27-11-881-5980
FAX: 011-27-11-881-5611

LATIN AMERICA

American Airlines Arena
601 Biscayne Boulevard
Miami, FL 33132
Telephone: 305-269-4100
Fax: 305-269-4139

Mexico

Jose Maria Castorena 324
Suite #206-207
Col. Cuajimalpa, Mexico, D.F. C.P. 05000
Telephone: 011-5255-813-6699/7000
Fax: 011-5255-812-7464

CANADA

40 Bay Street, Suite 400
Toronto, Ontario
Canada M5J 2X2
Telephone: 416-364-2030
Fax: 416-364-0205

ASIA/PACIFIC

China - Beijing

19th Floor, Office Tower 2
China Central Place
No 79 Jianguo Road
Chaoyang District
Beijing 100025, China
Telephone: 011-86-10-5200-8200
Fax: 011-86-10-5200-8202

China - Shanghai

Unit 2703-08, 27/F,
Tower 2, Plaza 66
1366 Nanjing West Road
Shanghai 200040, China
Telephone: 011-86-21-6137-2200
Fax: 011-86-21-6288-9920

Hong Kong

1207 Man Yee Building
68 Des Voeux Road Central
Central Hong Kong
Telephone: 011-852-2843-9600
Fax: 011-852-2536-4808

Japan

Aioi Insurance Shinjuku Bldg.,
14th Floor
3-25-03 Yoyogi, Shibuya-ku
Tokyo, Japan 151-0053
Telephone: 011-813-5351-2411
Fax: 011-813-5351-2470

Taiwan

Suite 1303, No. 88, Section 2, Chung
Hsiao East Road
Taipei, Taiwan ROC
Telephone: 011-886-2-2358-1900
Fax: 011-886-2-2358-1098

Korea

41F Gangnam Finance Center
737 Yeoksam-dong, Gangnam-gu
Seoul Korea 135-984
Telephone: 011-822-2008-4617
Fax: 011-822-2008-4618

NBA D-League

National Basketball Association Development League

President: Dan Reed
Senior Coordinator
Communications: Joanna Shapiro
 (212) 407-8737
 jshapiro@nba.com

Austin Toros
 12885 N. Hwy 183, Ste. 207
 Austin, TX 78750
 Arena: Cedar Park Center
 Tel: (512) 236-8333
 Fax: (512) 236-8444
 Media Relations Contact: Perri Travillion
 (ptravillion@austintoros.com)
 NBA Affiliation: San Antonio

Bakersfield Jam
 1400 Norris Road
 Bakersfield, CA 93308
 Tel: (661) 615-6550
 Fax: (661) 615-6555
 Arena: Bakersfield Jam Events Center
 Media Relations Contacts: Christina Blanton
 (Christina@bakersfieldjam.com)
 NBA Affiliations: L.A. Clippers, L.A. Lakers

Dakota Wizards
 315 South 5th St.
 Bismarck, ND 58504
 Tel: (701) 258-2255
 Fax: (701) 255-7967
 Arena: Bismarck Civic Center
 Media Relations Contact: Scott Woodmansee
 (swoody@dakotawizards.com)
 NBA Affiliations: Memphis, Washington

Eric BayHawks

110 East 8th Street
 Erie, PA 16501
 Tel: (814) 790-5600
 Fax: (814) 790-5608
 Arena: Tullio Arena
 Media Relations Contact: Matt Bresee
 (matt.bresee@nbaerie.com)
 NBA Affiliations: Cleveland, Toronto

Fort Wayne Mad Ants

1910 St. Joe Center Rd, Ste. 61
 Fort Wayne, IN 46825
 Tel: (260) 469-4667
 Fax: (260) 469-4674
 Arena: Allen County War Memorial Coliseum
 Media Relations Contact: Heidi Busch
 (heidi@fortwaynehoops.com)
 NBA Affiliations: Detroit, Indiana, Milwaukee

Idaho Stampede

233 South Capitol Blvd., Suite 100
 Boise, ID 83702
 Tel: (208) 388-4667
 Fax: (208) 388-3845
 Arena: Qwest Arena
 Media Relations Contact: Jinny Giery
 (jginny@idahostampede.com)
 NBA Affiliations: Portland, Denver

Iowa Energy
 833 5th Ave.
 Des Moines, Iowa 50309
 Tel: (515) 462-2849
 Fax: (515) 564-8551
 Arena: Wells Fargo Arena
 Media Relations Contact: Chris Makris
 (cmakris@iowanba.com)
 NBA Affiliations: Chicago, Phoenix

Maine Red Claws
 413 Congress Street
 Portland, ME 04101
 Tel: (207) 210-6655
 Fax: (207) 210-6659
 Arena: Portland Exposition Building
 Media Relations Contact: Jana Spaulding
 (jspaulling@maineredclaws.com)
 NBA Affiliations: Boston, Charlotte

New Mexico Thunderbirds
 3001 Civic Center Circle
 Rio Rancho, NM 87144
 Tel: (505) 265-3865
 Fax: (505) 891-7350
 Arena: Santa Ana Star Center
 Media Relations Contact: Benjamin Gordon
 (bgordon@nmtbirds.com)
 NBA Affiliations: New Orleans, Orlando

Reno
 250 Evans Avenue
 Reno, NV 89501
 Tel: (775) 334-2622
 Fax: (775) 284-4701
 Arena: Reno Events Center
 Media Relations Contact: TJ Lasita
 (tjlasita@nbareno.com)
 NBA Affiliations: Golden State, Sacramento

Rio Grande Valley Vipers

4500 North 10th Street, Suite 315
 McAllen, TX 78504
 Tel: (888) 748-6223
 Fax: (956) 972-1150
 Arena: Dodge Arena
 Media Relations Contact: Jonah Goldberg
 (jgoldberg@rgvipers.com)
 NBA Affiliations: Houston

Sioux Falls Skyforce
 2131 South Minnesota Ave
 Sioux Falls, SD 57105
 Tel: (605) 332-0605
 Fax: (605) 332-2305
 Arena: Sioux Falls Arena
 Media Relations Contact: Brett Hansen
 (brett@skyforceonline.com)
 NBA Affiliations: Miami, Minnesota

Springfield Armor
 1 Monarch Place, Suite 220
 Springfield, MA 01144
 Tel: (413) 746-3263
 Fax: (413) 746-3262
 Arena: MassMutual Center
 Media Relations Contact: Nicole Hoffman
 (nhoffman@armorhoops.com)
 NBA Affiliations: New Jersey, New York, Philadelphia

Texas Legends

2601 Avenue of the Stars, Suite 300
 Frisco, TX 75215
 Tel: (214) 469-0822
 Fax: (214) 469-0823
 Arena: Dr. Pepper Arena
 Media Relations Contact: Malcolm Farmer
 (mfarmer@texlegends.com)
 NBA Affiliations: Dallas

Tulsa 66ers

2727 E. 21st St., Ste. 500
 Tulsa, OK 74114
 Tel: (918) 585-8444
 Fax: (918) 398-6930
 Arena: Tulsa Convention Center
 Media Relations Contact: Mitch Heckart
 (mheckart@tulsa66ers.com)
 NBA Affiliations: Oklahoma City

Utah Flash

5017 N Edgewood Dr.
 Provo, UT 84604
 Tel: (801) 434-4667
 Fax: (801) 705-1823
 Arena: McKay Events Center
 Media Relations Contact: Drew Sellers
 (drew@utahflash.com)
 NBA Affiliations: Atlanta, Utah

Assignment Rules:

- An NBA team may assign any player on its Active List or Inactive List to play in the D-League, provided that the player has a zero or one Years of Service at the time of Assignment.
- No players may be given more than three Assignments during any season. There is no minimum or maximum length of a D-League assignment.
- During the 2010-11 season, no NBA team may have more than two players on assignment at the same time.
- A player on Assignment will be carried on the Inactive List of his NBA Team.

Atlanta Hawks



Centennial Tower
101 Marietta St.
Suite 1900
Atlanta, GA 30303
(404) 878-3800
Fax: (404) 878-3590
www.hawks.com

Owners

Bruce Levenson, Michael Gearon,
 Steve Belkin, Ed Peskowitz,
 Rutherford Seydel, Todd Foreman,
 Felix Riccio, Michael Gearon Sr.,
 Beau Turner

Exec. Vice President/General Manager

Rick Sund

Assistant General Managers

David Pendergraft

Scott Wilkinson

Head Coach

Larry Drew

Assistant Coaches

Lester Conner, Bob Bender,
 Kenny Gattison, Tyrone Hill

Head Athletic Trainer

Wally Blase

Vice President of Public Relations

Arthur Triche

Director of Media Relations

Jon Steinberg

Senior Manager of Media Relations

Jason Roose

Home Court

Philips Arena (18,729, built in 1999)

Team Colors

Red, White, Blue

Radio

99X (97.9 FM) Steve Holman

TV

FOX Sports South/SportSouth
 Bob Rathbun, Dominique Wilkins, James Verrett

2010-2011 vs. Suns:

November 7 at Atlanta
 February 23 at Phoenix

2009-2010 Finish:

53-29 (.646)

Second in Southeast Division

Playoffs:

Defeated Milwaukee 4-3
 Lost to Orlando 4-0

2009-2010 Regular Season Stats – Suns vs. Hawks

PLAYER	G-GS	MIN	FG-FGA	PCT	3FG-FGA	PCT	FT-FTA	PCT	OFF	DEF	TOT	AST	PF-DQ	STL	TO	BLK	PTS	AVG	HI
Stoudemire	2-2	67	17-34	.500	0-0	—	16-22	.727	11	11	22	1	7-0	0	6	1	50	25.0	28
Hill	2-2	64	15-25	.600	2-3	.667	5-6	.833	2	9	11	3	5-0	2	3	1	37	18.5	21
Lopez	2-1	61	10-19	.526	0-0	—	3-8	.375	6	9	15	0	6-0	1	2	6	23	11.5	12
Nash	2-2	58	6-18	.333	0-6	.000	6-6	1.000	1	4	5	17	4-0	1	8	0	18	9.0	12
Frye	2-1	40	6-20	.300	1-6	.167	2-2	1.000	3	4	7	3	3-0	1	1	1	15	7.5	10
Dragic	2-0	46	7-18	.389	0-4	.000	0-0	—	1	5	6	7	5-0	3	3	1	14	7.0	10
Barbosa	1-0	13	2-6	.333	0-2	.000	1-1	1.000	0	0	0	1	0-0	0	0	0	5	5.0	5
Amundson	2-0	22	4-4	1.000	0-0	—	1-2	.500	1	5	6	0	1-0	0	0	0	9	4.5	7
Dudley	2-0	47	4-7	.571	1-4	.250	0-0	—	2	6	8	3	3-0	6	0	0	9	4.5	7
Richardson	2-2	61	4-17	.235	0-6	.000	1-2	.500	1	10	11	6	5-0	0	0	1	9	4.5	5
SUNS	2	480	75-168	.446	4-31	.129	35-49	.714	28	63	91	41	39-0	14	25	11	189	94.5	101
PLAYER	G-GS	MIN	FG-FGA	PCT	3FG-FGA	PCT	FT-FTA	PCT	OFF	DEF	TOT	AST	PF-DQ	STL	TO	BLK	PTS	AVG	HI
Jos. Smith	2-2	77	15-30	.500	0-0	—	11-15	.733	7	13	20	3	8-0	3	3	8	41	20.5	21
Johnson	2-2	86	16-38	.421	3-11	.273	3-4	.750	4	11	15	8	2-0	2	5	0	38	19.0	19
Horford	2-2	80	14-23	.609	0-0	—	6-12	.500	2	16	18	1	7-0	1	2	2	34	17.0	24
Crawford	2-0	63	10-26	.385	3-12	.250	9-10	.900	1	2	3	5	7-0	2	5	1	32	16.0	21
Bibby	2-2	68	4-16	.250	2-8	.250	4-4	1.000	1	3	4	15	4-0	2	6	0	14	7.0	8
Williams	2-2	64	5-15	.333	0-2	.000	4-4	1.000	3	8	11	3	6-0	0	3	1	14	7.0	8
Joe Smith	2-0	17	3-9	.333	0-0	—	1-2	.500	8	2	10	0	4-0	0	3	1	7	3.5	7
Evans	2-0	15	0-7	.000	0-4	.000	2-2	1.000	2	1	3	1	2-0	0	1	0	2	1.0	2
Collins	2-0	2	0-2	.000	0-0	—	0-0	—	1	0	1	0	0-0	0	0	0	0	0.0	0
Pachulia	1-0	5	0-0	—	0-0	—	0-0	—	0	1	1	1	2-0	0	0	0	0	0.0	0
West	2-0	3	0-0	—	0-0	—	0-0	—	0	0	0	0	0-0	0	0	0	0	0.0	0
HAWS	2	480	67-166	.404	8-37	.216	40-53	.755	29	57	86	37	42-0	10	28	13	182	91.0	102

Series Scores & Summary

Date	Site	Final	%	Date	Site	Final	%	Date	Site	Final	%	Date	Site	Final	%
10/27/68	Phx	100-123	L	11/18/72	Atl	122-126	L	2/9/78	Phx	125-98	W	3/8/88	Atl	113-143	L
12/8/68	Phx	99-121	L	11/29/72	Phx	109-98	W	2/22/78	Char.	95-107	L	2/4/89*	Phx	116-118	L
1/5/69	Atl	96-97	L	2/16/73	Phx	104-111	L	12/6/78	Phx	136-109	W	3/14/89	Atl	114-112	W
1/16/69	Atl	107-112	L	3/16/73	Atl	127-135	L	2/9/79	Phx	102-105	L	2/1/90	Phx	102-90	W
1/17/69	Atl	107-112	L	10/20/73	Phx	118-108	W	2/24/79	Atl	85-110	L	3/6/90	Atl	113-111	W
1/22/69	Phx	107-125	L	10/30/73	Atl	101-122	L	1/17/80	Phx	101-99	W	3/7/91	Atl	106-104	W
10/18/69	Atl	116-121	L	1/2/74	Atl	116-113	W	2/22/80	Atl	104-111	L	3/16/91	Phx	128-116	W
11/16/69	Alb.	139-118	W	2/16/74*	Phx	124-123	W	1/6/81	Atl	113-106	W	11/15/91	Phx	115-119	L
1/29/70	Phx	111-102	W	11/7/74	Atl	108-109	L	1/18/81	Phx	102-86	W	1/2/92	Atl	105-123	L
3/1/70	Atl	109-98	W	12/3/74	Phx	85-91	L	11/18/81	Atl	97-102	L	1/23/93	Atl	110-91	W
3/8/70	Phx	130-119	W	2/15/75	Phx	107-111	L	2/12/82	Phx	94-90	W	1/31/19	Phx	131-119	W
3/15/70	Atl	111-126	L	3/16/75	Atl	114-117	L	11/20/82	Phx	91-80	W	1/26/94	Atl	107-116	L
11/7/70	Atl	107-100	W	1/3/76	Atl	100-89	W	1/25/83	Atl	94-96	L	4/1/94	Phx	93-87	W
12/2/70	Phx	126-112	W	2/26/76	Phx	115-97	W	12/6/83	Atl	88-95	L	3/18/95	Atl	117-122	L
12/25/70	Phx	127-115	W	3/11/76	Atl	104-99	W	2/9/84	Phx	118-105	W	11/9/94	Phx	106-102	W
1/10/71	Atl	116-105	W	3/25/76	Phx	107-98	W	11/10/84	Phx	107-114	L	11/22/95	Phx	117-112	W
3/10/71	Atl	98-139	L	12/12/76	Atl	106-91	W	1/23/85	Atl	100-101	L	1/31/96	Atl	120-84	W
11/20/71	Atl	109-115	L	1/10/77	Atl	93-92	W	11/6/85	Phx	106-114	L	1/7/97*	Atl	103-105	L
12/9/71	Phx	135-115	W	2/8/77	Phx	117-104	W	11/13/85	Atl	101-108	L	2/5/97	Phx	99-81	W
1/2/72	Phx	111-116	L	4/5/77	Phx	108-102	W	11/7/86	Atl	86-106	L	12/11/97	Phx	94-78	W
1/30/72	Phx	105-103	W	12/4/77	Phx	89-96	L	11/26/86	Phx	120-106	W	1/26/98	Atl	96-91	W
2/23/72	Atl	118-120	L	12/18/77**	Atl	129-134	L	12/9/87	Phx	117-105	W	3/19/99	Atl	85-93	L

*Overtime

**Double Overtime

Suns Players Career Statistics vs. Hawks

PLAYER	G-6S	MIN	FG-FGA	PCT	3FG-FGA	PCT	FT-FTA	PCT	OFF	DEF	TOT	AST	PF-DQ	STL	TO	BLK	PTS	AVG	HI
Dragic	2-0	46	7-18	.389	0-4	.000	0-0	—	1	5	6	7	5-0	3	3	1	14	7.0	10
Dudley	9-1	184	21-40	.525	2-8	.250	10-12	.833	11	16	27	9	18-0	15	6	1	54	6.0	13
Frye	12-4	243	36-93	.387	2-8	.250	19-22	.864	23	35	58	13	27-0	6	16	5	93	7.8	14
Hill	38-37	1408	267-574	.465	8-20	.400	212-258	.822	57	214	271	206	92-0	53	94	31	754	19.8	42
Jones	3-0	20	0-3	.000	0-0	—	0-0	—	1	3	4	0	3-0	0	1	3	0	0.0	0
Lopez	2-1	61	10-19	.526	0-0	—	3-8	.375	6	9	15	0	6-0	1	2	6	23	11.5	12
Nash	24-21	707	131-252	.520	30-80	.488	48-53	.906	16	61	77	181	50-0	23	67	2	349	14.5	34
Richardson	18-18	639	123-278	.442	29-95	.305	63-82	.768	21	71	92	46	40-0	26	36	11	338	18.8	42
Turkoglu	31-23	941	141-316	.446	39-102	.382	74-90	.822	19	119	138	102	80-1	21	51	6	395	12.7	24
Warrick	9-2	193	35-68	.515	0-0	—	29-39	.744	14	23	37	7	19-0	6	14	5	99	11.0	20

Series Highlights & Top Performances

The Suns won 26 of the last 35 meetings, including 15 of the last 17 at US Airways Center... Jan. 13, 2009, **Steve Nash** became the 19th player in NBA history to reach 1,300 career three-point field goals in a 107-102 win at home... Jan. 29, 2008, Phoenix posted a franchise-record 19 blocked shots en route to a 125-92 win at home... Nov. 3, 2004 Phoenix held Atlanta to 82 points, the fewest scored by a Suns opponent on opening night... Phoenix's 118-74 win on March 30, 2000, with a 44-point margin is the largest in the series and fifth-largest in Suns history... Series bests: February 16, 1974 in Phoenix, Hawk **Lou Hudson** scored 44 points... February 18, 2000 in Phoenix, Hawks center **Dikembe Mutombo** grabbed 25 rebounds... January 10, 1971 in Atlanta, **Paul Silas** set a Suns record by hitting 17-17 FT in a 116-105 victory... March 10, 1971 in Atlanta, the Suns shot a record-low .297 from the field and **Pete Maravich** scored 37 points in Atlanta's biggest victory over the Suns, 139-98 (41 points).

By The Numbers:

Suns vs. Atlanta 2009-2010: 1-1

1/15/10 at Atlanta: Hawks 102, Suns 101

2/19/10 at Phoenix: Suns 88, Hawks 80

All-Time Series Results:

Suns vs. Hawks at Phoenix: 40-15

Suns vs. Hawks at Atlanta: 23-32

Suns vs. Hawks overall: 63-47

Suns largest margin of victory: 44 (118-74, 3/30/00)

Suns high point total: 139 (11/16/69)

Suns low point total: 85 (four times, last 2/18/00)

Hawks largest margin of victory: 41 (139-98, 3/10/71)

Hawks high point total: 143 (3/8/88)

Hawks low point total: 73 (2/18/00)

	HOME	AWAY
Suns last win:	2/19/10 (88-80)	1/25/09 (104-99)
Suns last loss:	2/9/07 (120-111)	1/15/10 (102-101)
Streaks:	Won three	Lost one

Boston Celtics



226 Causeway St., 4th Floor
Boston, MA 02114
(617) 854-8000
Fax: (617) 523-5949
www.celtics.com

2010-2011 vs. Suns:

January 28 at Phoenix
March 2 at Boston

2009-2010 Finish:

50-32 (.610)

First in Atlantic Division

Playoffs:

Defeated Miami 4-1
Defeated Cleveland 4-2
Defeated Orlando 4-2
Lost to L.A. Lakers 4-3

Managing Partner, Governor & CEO

Wyc Grousbeck

President

Rich Gotham

President of Basketball Operations

Danny Ainge

Head Coach

Glenn "Doc" Rivers

Assistant Coaches

Lawrence Frank
Armond Hill
Kevin Eastman
Clifford Ray
Mike Longabardi

Head Athletic Trainer

Ed Lacerte

Vice President, Media Svcs./Alumni Relations

Jeff Twiss

Director of Public Relations

Heather Walker

Media Relations Coordinator

Brian Olive

Home Court

TD Garden (18,624, built in 1995)

Team Colors

Green, Gold, Black, Brown, Beige, White

Radio

WEEI (850 AM) Sean Grande, Cedric Maxwell

TV

Comcast SportsNet (Cable)
Mike Gorman, Tom Heinsohn, Greg Dickerson

2009-2010 Regular Season Stats – Suns vs. Celtics

PLAYER	G-GS	MIN	FG-FGA	PCT	3FG-FGA	PCT	FT-FTA	PCT	OFF	DEF	TOT	AST	PF-DQ	STL	TO	BLK	PTS	AVG	HI
Stoudemire	2-2	56	19-27	.704	0-1	.000	10-12	.833	3	11	14	2	8-0	0	1	2	48	24.0	26
Richardson	2-2	61	14-26	.538	6-9	.667	12-15	.800	2	9	11	5	3-0	1	4	0	46	23.0	34
Barbosa	1-0	23	5-13	.385	1-5	.200	6-7	.857	0	2	2	4	2-0	4	1	0	17	17.0	17
Frye	2-2	77	12-22	.545	7-14	.500	3-4	.750	1	14	15	4	6-0	4	3	2	34	17.0	26
Nash	2-2	65	9-19	.474	3-8	.375	6-7	.857	2	5	7	20	5-0	1	11	0	27	13.5	16
Hill	2-2	47	5-12	.417	2-2	1.000	3-3	1.000	2	7	9	5	4-0	2	3	2	15	7.5	12
Dudley	2-0	54	4-11	.364	3-8	.375	2-2	1.000	1	2	3	3	3-0	2	0	0	13	6.5	10
Lopez	1-0	14	1-3	.333	0-0	—	4-4	1.000	1	2	3	0	2-0	0	0	1	6	6.0	6
Amundson	2-0	32	4-6	.667	0-0	—	2-6	.333	5	6	11	0	4-0	0	1	1	10	5.0	6
Dragic	2-0	35	3-8	.375	0-2	.000	2-2	1.000	1	2	3	3	2-0	2	5	0	8	4.0	6
Clark	2-0	12	1-6	.167	0-0	—	0-0	—	1	0	1	1	3-0	0	1	2	2	1.0	2
Collins	1-0	4	0-0	—	0-0	—	0-0	—	0	2	2	0	0-0	0	0	0	0	0.0	0
SUNS	2	480	77-153	.503	22-49	.449	50-62	.806	19	62	81	47	42-0	16	31	10	226	113.0	116

PLAYER	G-GS	MIN	FG-FGA	PCT	3FG-FGA	PCT	FT-FTA	PCT	OFF	DEF	TOT	AST	PF-DQ	STL	TO	BLK	PTS	AVG	HI
Garnett	1-1	35	13-20	.650	0-0	—	0-0	—	3	5	8	4	1-0	2	0	1	26	26.0	26
Pierce	1-1	42	5-15	.333	2-5	.400	4-6	.667	0	4	4	6	2-0	0	3	1	16	16.0	16
R. Allen	2-2	67	11-24	.458	3-9	.333	6-6	1.000	3	8	11	5	5-0	2	3	1	31	15.5	16
Rondo	2-2	70	12-24	.500	0-3	.000	3-6	.500	3	0	3	19	5-0	5	4	0	27	13.5	14
Perkins	2-2	55	10-17	.588	0-0	—	5-13	.385	2	12	14	2	5-0	0	3	4	25	12.5	13
T. Allen	1-1	32	3-8	.375	0-0	—	6-6	1.000	3	4	7	6	5-0	3	4	0	12	12.0	12
Houise	2-0	32	7-16	.438	5-8	.625	0-0	—	1	1	2	0	4-0	1	1	0	19	9.5	19
Daniels	1-0	23	4-7	.571	0-1	.000	1-1	1.000	2	2	4	3	3-0	1	3	0	9	9.0	9
Williams	2-0	31	5-9	.556	0-0	—	6-10	.600	1	8	9	0	5-0	1	0	1	16	8.0	14
Wallace	2-1	55	7-23	.304	0-10	.000	0-0	—	3	6	9	1	6-0	2	2	1	14	7.0	8
Giddens	2-0	8	2-3	.667	0-0	—	0-0	—	1	2	3	0	0-0	0	0	0	4	2.0	4
Hudson	1-0	5	1-1	1.000	0-0	—	0-0	—	1	0	1	1	0-0	0	2	0	2	2.0	2
Scalabrino	1-0	23	0-3	.000	0-3	.000	0-0	—	2	2	4	1	6-1	1	1	0	0	0.0	0
Walker	1-0	3	0-0	—	0-0	—	0-0	—	0	1	1	0	1-0	0	0	0	0	0.0	0
CELTICS	2	480	80-170	.471	10-39	.256	31-48	.646	25	55	80	48	48-1	18	27	9	201	100.5	103

Series Scores & Summary

Date	Site	Final	%	Date	Site	Final	%	Date	Site	Final	%	Date	Site	Final	%
11/17/68	Phx	98-130	L	12/13/72	Phx	100-105	L	12/8/78	Bos	124-104	W	2/17/89	Phx	135-126	W
11/22/68	Bos	106-133	L	2/20/73	Bos	97-107	L	12/30/78	Phx	112-109	W	1/28/90	Bos	118-126	L
1/1/69	Phx	87-93	L	3/8/73*	Phx	134-141	L	3/14/79	Bos	126-117	W	2/20/90	Phx	120-99	W
2/18/69	Bos	110-116	L	11/9/73	Bos	107-122	L	3/21/79	Bos	134-113	W	1/4/91	Bos	103-132	L
2/22/69	Phx	100-124	L	12/15/73	Phx	121-120	W	12/7/79	Bos	92-100	L	2/19/91	Phx	109-105	W
2/25/69	Bos	99-112	L	3/7/74	Phx	97-99	L	2/13/80	Phx	135-134	W	11/13/91	Phx	111-117	L
11/18/69	Bos	119-120	L	3/13/74	Bos	97-104	L	12/30/80	Phx	97-116	L	1/24/92	Bos	100-93	W
12/25/69	Phx	127-116	W	11/22/74	Phx	94-95	L	1/7/81	Bos	90-108	L	2/16/93	Phx	110-97	W
2/10/70	Bos	122-117	W	12/25/74	Phx	110-96	W	2/10/82	Phx	112-110	W	4/2/93	Bos	118-114	W
2/18/70	Phx	113-116	L	2/14/75	Phx	106-112	L	3/14/82	Bos	92-105	L	12/27/93	Phx	118-102	W
2/27/70	Bos	134-125	W	3/12/75	Hart.	82-88	L	1/28/83	Bos	104-111	L	1/30/94	Bos	94-106	L
3/19/70	Phx	127-123	W	12/26/75	Phx	106-112	L	2/26/83	Phx	101-103	L	12/2/94	Bos	107-102	W
10/15/70	Phx	119-100	W	1/21/76	Bos	100-114	L	2/26/84	Phx	109-116	L	2/21/95	Phx	121-129	L
10/30/70	Bos	112-127	L	2/13/76	Phx	108-109	L	3/11/84	Bos	109-117	L	11/8/95	Bos	109-113	L
1/8/71	Bos	114-122	L	3/31/76	Bos	102-122	L	12/26/84	Phx	114-119	L	2/21/96	Phx	120-107	W
2/16/71	Phx	119-116	W	12/10/76	Bos	107-103	W	3/13/85	Bos	106-123	L	1/5/97	Phx	131-109	L
2/19/71	Phx	116-112	W	12/29/76	Phx	97-87	W	11/8/85	Bos	101-125	L	12/12/97	Phx	131-100	W
11/12/71	Phx	128-119	W	2/26/77	Phx	104-108	L	2/17/86	Phx	108-101	W	11/28/97*	Bos	112-108	W
11/17/71	Bos	121-140	L	3/13/77	Bos	107-124	L	12/26/86	Phx	112-122	L	12/30/97	Phx	100-90	W
1/1/72	Phx	114-104	W	12/23/77	Phx	129-110	W	3/11/87	Bos	109-118	L	1/28/00	Bos	88-91	L
2/18/72	Phx	126-115	W	1/5/78	Hart.	121-111	W	1/20/88	Bos	115-131	L	3/20/00	Phx	110-106	W
2/22/72	Bos	103-114	L	2/16/78	Phx	95-98	L	2/15/88	Phx	106-107	L	1/26/01	Bos	83-99	L
11/15/72	Bos	94-113	L	3/17/78	Bos	108-115	L	1/4/89	Bos	106-104	W	3/15/01	Phx	101-105	L

*Overtime

Suns Players Career Statistics vs. Celtics

PLAYER	G-GS	MIN	FG-FGA	PCT	3FG-FGA	PCT	FT-FTA	PCT	OFF	DEF	TOT	AST	PF-DQ	STL	TO	BLK	PTS	AVG	HI
Childress	13-3	454	61-109	.560	8-18	.444	36-51	.706	32	50	82	27	32-0	13	23	6	166	12.8	26
Clark	2-0	12	1-6	.167	0-0	—	0-0	—	1	0	1	1	3-0	0	1	2	2	1.0	2
Dragic	4-0	55	4-10	.400	0-0	.000	8-8	1.000	1	4	5	7	5-0	3	7	0	16	4.0	6
Dudley	9-1	188	20-39	.513	4-10	.400	7-7	1.000	13	19	32	11	16-0	7	5	1	51	5.7	11
Frye	8-4	209	31-62	.500	9-16	.563	17-23	.739	6	37	43	11	26-0	6	8	5	88	11.0	26
Hill	37-36	1353	231-499	.463	5-18	.278	205-265	.774	46	217	263	175	87-0	58	100	29	672	18.2	33
Jones	5-0	46	4-4	1.000	0-0	—	2-5	.400	6	7	13	2	9-0	0	2	2	10	2.0	6
Lopez	3-0	29	2-5	.400	0-0	—	6-8	.750	3	5	8	1	2-0	0	0	2	10	3.3	6
Nash	25-20	768	100-218	.459	26-67	.388	61-72	.847	8	62	70	206	42-0	26	80	2	287	11.5	20
Richardson	20-20	719	158-334	.473	48-114	.421	48-67	.716	28	83	111	62	53-0	25	41	10	412	20.6	36
Turkoglu	30-22	960	132-333	.396	45-120	.375	88-114	.772	23	116	139	96	95-0	33	61	16	397	13.2	27
Warrick	8-2	144	21-50	.420	0-1	.000	32-37	.865	12	14	26	4	10-0	2	9	1	74	9.3	20

Series Highlights & Top Performances

The Suns swept the season series in 2009-10 and have won 22 of the last 35 meetings, including four of the last five at US Airways Center... December 5, 2003, Phoenix overcame a 29-point deficit, the largest in franchise history, to defeat the Celtics, 110-106, in Boston... February 12, 1997, **Kevin Johnson** became the first Suns player to record a triple-double in a single half, tallying 14 points, 14 assists and 11 rebounds in the first half... KJ finished with 22 points, 17 assists and 11 boards in the Suns' largest-ever victory over the Celtics, 131-100... Series bests: February 15, 1988 in Phoenix, **Larry Bird** scored 49 points... February 18, 1969 in Boston, **Bill Russell** grabbed 28 rebounds... February 16, 1993 in Phoenix, Celtic **Dee Brown** recorded 18 assists... The most famous game in the rivalry came on June 4, 1976 in Game 5 of the 1976 NBA Finals when the teams battled through three overtimes before the Celtics claimed a 128-126 win.

By The Numbers:

Suns vs. Boston 2009-2010: 2-0

11/6/09 at Boston: Suns 110, Celtics 103

12/30/09 at Phoenix: Suns 116, Celtics 98

Suns largest margin of victory: 31 (131-100, 2/12/97)

Suns high point total: 135 (2/13/80 and 2/17/89)

Suns low point total: 82 (3/12/75)

Celtics largest margin of victory: 32 (130-98, 11/17/68)

Celtics high point total: 141 (3/8/73*)

Celtics low point total: 77 (2/22/08)

All-Time Series Results:

Suns vs. Celtics at Phoenix: 30-24

Suns vs. Celtics at Boston: 19-37

Suns vs. Celtics overall: 49-61

	HOME	AWAY
Suns last win:	12/30/09 (116-98)	11/6/09 (110-103)
Suns last loss:	2/22/09 (128-108)	1/19/09 (104-87)
Streaks:	Won one	Won one

Charlotte Bobcats



333 East Trade Street
Charlotte, NC 28202
(704) 688-8600
Fax: (704) 688-7600
www.bobcats.com

2010-2011 vs. Suns:

November 20 at Charlotte
January 26 at Phoenix

2009-2010 Finish:

44-38 (.537)

Fourth in Southeast Division

Playoffs:

Lost to Orlando 4-0

Chairman & Chief Executive Office

President & COO

General Manager

Head Coach

Assistant Coaches

Head Athletic Trainer

Director of Basketball Communications

Basketball Communications Manager

Home Court

Team Colors

Radio

TV

Michael Jordan

Fred Whitfield

Rod Higgins

Larry Brown

Herb Brown, Jeff Capel,
Phil Ford, Dave Hanners,
LaSalle Thompson

Steve Stricker

B.J. Evans

Josh Rosen

Time Warner Cable Arena (19,077, built in 2005)

Bobcats Blue, White, Orange

WFNZ-AM Scott Lauer

FOX Sports Carolinas/SportSouth (Cable)

Steve Martin, Dell Curry, Stephanie Ready

2009-2010 Regular Season Stats – Suns vs. Bobcats

PLAYER	G-GS	MIN	FG-FGA	PCT	3FG-FGA	PCT	FT-FTA	PCT	OFF	DEF	TOT	AST	PF-DQ	STL	TO	BLK	PTS	AVG	HI
Barbosa	1-0	25	6-14	.429	3-5	.600	2-2	1.000	0	2	2	2	3-0	0	2	2	17	17.0	17
Stoudemire	2-2	60	12-24	.500	0-0	—	7-7	1.000	6	6	12	2	8-0	0	5	4	31	15.5	19
Nash	2-2	67	9-29	.310	6-13	.462	4-4	1.000	1	4	5	14	3-0	2	9	0	28	14.0	23
Lopez	2-1	48	10-15	.667	0-0	—	6-8	.750	1	6	7	1	6-0	0	2	5	26	13.0	14
Frye	2-1	49	8-17	.471	4-11	.364	4-4	1.000	2	7	9	3	7-0	1	2	5	24	12.0	20
Dragic	2-0	33	5-13	.385	2-7	.286	9-9	1.000	3	1	4	6	2-0	0	4	0	21	10.5	12
Dudley	2-1	72	8-18	.444	4-10	.400	0-0	—	4	8	12	3	7-0	2	1	1	20	10.0	18
Clark	2-0	25	7-11	.636	0-1	.000	2-2	1.000	1	2	3	0	1-0	0	1	1	16	8.0	12
Richardson	2-2	64	5-20	.250	4-10	.400	1-2	.500	0	7	7	5	5-0	0	4	1	15	7.5	9
Amundson	2-0	33	3-5	.600	0-0	—	1-2	.500	4	8	12	2	0-0	0	2	1	7	3.5	5
Hill	1-1	18	1-4	.250	0-0	—	1-2	.500	0	4	4	4	2-0	0	1	0	3	3.0	3
Collins	2-0	11	0-1	.000	0-0	—	0-0	—	0	2	2	1	0-0	0	0	0	0	0.0	0
SUNS	2	505	74-171	.433	23-57	.404	37-42	.881	22	57	79	43	44-0	5	34	20	208	104.0	109

PLAYER	G-GS	MIN	FG-FGA	PCT	3FG-FGA	PCT	FT-FTA	PCT	OFF	DEF	TOT	AST	PF-DQ	STL	TO	BLK	PTS	AVG	HI
Wallace	2-2	74	17-28	.607	2-3	.667	14-18	.778	5	17	22	3	9-1	2	3	1	50	25.0	29
Jackson (TOT)	3-3	102	28-53	.528	8-15	.533	8-11	.727	4	10	14	15	5-0	7	6	0	72	24.0	30
Jackson (CHA)	2-2	73	22-40	.550	8-14	.571	7-9	.778	4	10	14	13	3-0	6	2	0	59	29.5	30
Dia	2-2	81	11-22	.500	1-4	.250	10-10	1.000	7	8	15	10	5-0	1	3	1	33	16.5	24
Felton	2-2	62	11-14	.786	3-5	.600	2-2	1.000	1	8	9	10	2-0	2	4	0	27	13.5	17
Brown	2-0	44	6-16	.375	0-0	—	10-10	1.000	3	3	6	1	2-0	2	2	0	22	11.0	18
Murray	2-0	47	9-23	.391	3-7	.429	0-0	—	1	4	5	3	3-0	3	2	0	21	10.5	14
Mohammed	2-2	34	6-20	.300	0-0	—	3-3	1.000	8	4	12	0	5-0	0	1	2	15	7.5	11
Graham	2-0	17	2-3	.667	0-0	—	0-0	—	0	2	2	0	2-0	0	1	0	4	2.0	4
Law	1-0	8	1-3	.333	0-0	—	0-1	.000	0	0	0	0	2-0	0	0	0	2	2.0	2
Augustin	2-0	33	1-8	.125	0-3	.000	1-2	.500	1	1	2	6	5-0	1	0	0	3	1.5	3
Diep	2-0	23	1-3	.333	0-0	—	0-0	—	2	5	7	1	1-0	1	2	3	2	1.0	2
Henderson	1-0	10	0-3	.000	0-0	—	1-2	.500	1	0	1	1	2-0	0	1	0	1	1.0	1
BOBCATS	2	505	87-183	.475	17-36	.472	48-57	.842	33	62	95	48	42-1	18	22	7	239	119.5	125

Series Scores & Summary

Date	Site	Final	W/L	Date	Site	Final	W/L
12/10/04	Phx	115-106	W	11/6/07	Cha	115-83	W
3/23/05	Cha	120-105	W	2/4/08	Phx	118-104	W
12/30/05	Cha	110-100	W	1/23/09	Cha	76-98	L
2/25/06	Phx	136-121	W	2/24/09	Phx	112-102	W
12/10/06	Cha	114-84	W	1/16/10	Cha	99-125	L
3/7/07*	Phx	115-106	W	1/26/10*	Phx	109-114	L

*Overtime

Suns Players Career Statistics vs. Bobcats

PLAYER	G-GS	MIN	FG-FGA	PCT	3FG-FGA	PCT	FT-FTA	PCT	OFF	DEF	TOT	AST	PF-DQ	STL	TO	BLK	PTS	AVG	HI
Childress	12-4	409	54-105	.514	0-7	.000	42-48	.875	27	39	66	25	14-0	11	17	9	150	12.5	23
Clark	2-0	25	7-11	.636	0-1	.000	2-2	1.000	1	2	3	0	1-0	0	1	1	16	8.0	12
Dragic	4-0	55	6-18	.333	2-7	.286	12-13	.923	5	3	8	14	3-0	2	9	0	26	6.5	12
Dudley	4-1	103	10-25	.400	5-12	.417	5-6	.833	7	13	20	4	11-0	5	2	1	30	7.5	18
Frye	11-6	263	45-96	.469	4-11	.364	12-12	1.000	12	42	54	9	32-0	6	15	12	106	9.6	30
Hill	11-11	311	50-115	.435	2-7	.286	40-44	.909	11	40	51	21	22-0	5	18	5	142	12.9	28
Jones	3-0	13	1-3	.333	0-0	—	0-2	.000	5	2	7	1	4-0	0	1	1	2	0.7	2
Lopez	4-1	63	12-18	.667	0-0	—	6-8	.750	1	6	7	2	9-0	0	2	5	30	7.5	14
Nash	12-12	379	64-145	.441	19-48	.396	33-35	.943	5	29	34	108	25-0	14	44	1	180	15.0	29
Richardson	8-8	279	55-123	.447	13-38	.342	20-24	.833	10	27	37	22	24-1	10	18	4	143	17.9	27
Turkoglu	20-14	610	100-243	.412	30-82	.366	80-100	.800	21	59	80	69	50-0	20	38	5	310	15.5	28
Warrick	11-2	216	31-66	.470	0-0	—	34-47	.723	16	22	38	9	25-0	4	19	3	96	8.7	19

Series Highlights & Top Performances

Phoenix has won nine of 12 in the overall series... In each of the nine victories, Phoenix has scored 110 points or more... The Suns won the first five home meetings against Charlotte all-time (5-1)... Suns Series bests: December 10, 2004 in Phoenix, **Steve Nash** recorded 14 assists.

By The Numbers:

Suns vs. Charlotte 2009-2010: 0-2

1/16/10 at Charlotte: Bobcats 125, Suns 99

1/26/10 at Phoenix: Bobcats 114, Suns 109 ot

Suns largest margin of victory: 32 (115-83, 11/6/07)

Suns high point total: 136 (2/25/06)

Suns low point total: 76 (1/23/09)

Bobcats largest margin of victory: 26 (1/16/10)

Bobcats high point total: 125 (1/16/10)

Bobcats low point total: 83 (11/6/07)

All-Time Series Results:

Suns vs. Bobcats at Phoenix: 5-1

Suns vs. Bobcats at Charlotte: 4-2

Suns vs. Bobcats overall: 9-3

	HOME	AWAY
Suns last win:	2/24/09 (112-102)	11/6/07 (115-83)
Suns last loss:	1/26/10 (114-109*)	1/16/10 (125-99)
Streaks:	Lost one	Lost two

Chicago Bulls



1901 W. Madison St.
Chicago, IL 60612
(312) 455-4000
Fax: (312) 455-4189
www.bulls.com

2010-2011 vs. Suns:

November 24 at Phoenix
April 5 at Chicago

2009-2010 Finish:

41-41 (.500)
Third in Central Division

Playoffs:

Lost to Cleveland 4-1

Chairman	Jerry Reinsdorf
Exec. Vice President-Basketball Operations	John Paxson
General Manager	Gar Forman
Head Coach	Tom Thibodeau
Assistant Coaches	Ron Adams Andy Greer Rick Brunson
Head Athletic Trainer	Fred Tedeschi
Senior Director, Public & Media Relations	Tim Hallam
Senior Manager, Public & Media Relations	Sebrina Brewster
Manager, Public & Media Relations	Matt Yob
Coordinator, Public & Media Relations	Shaun Hickombottom
Home Court	United Center (20,917, built in 1994)
Team Colors	Red, White, Black
Radio	WMVP (1000 AM) Chuck Swirsky, Bill Wennington, Steve Kaskul
TV	WGN-TV (Ch. 9), WCIU-TV (Ch. 26), Comcast SportsNet Chicago (Cable) Neil Funk, Stacey King

2009-2010 Regular Season Stats – Suns vs. Bulls

PLAYER	G-GS	MIN	FG-FGA	PCT	3FG-FGA	PCT	FT-FTA	PCT	OFF	DEF	TOT	AST	PF-DQ	STL	TO	BLK	PTS	AVG	HI
Stoudemire	2-2	77	14-30	.467	0-0	—	16-22	.727	11	5	16	4	6-0	1	1	1	44	22.0	23
Richardson	2-1	65	16-36	.444	4-14	.286	3-4	.750	5	9	14	5	6-0	1	3	0	39	19.5	27
Nash	2-2	70	12-32	.375	2-3	.667	4-4	1.000	1	8	9	17	1-0	3	8	0	30	15.0	22
Frye	2-0	50	8-18	.444	7-14	.500	5-7	.714	1	13	14	3	8-0	0	1	1	28	14.0	16
Hill	2-2	60	10-21	.476	4-7	.571	3-6	.500	0	11	11	4	3-0	0	1	0	27	13.5	17
Lopez	1-1	22	3-4	.750	0-0	—	3-4	.750	1	2	3	0	3-0	1	0	1	9	9.0	9
Dudley	2-0	37	4-9	.444	4-5	.800	3-3	1.000	4	1	5	1	3-0	1	1	0	15	7.5	9
Barbosa	2-1	31	4-12	.333	2-5	.400	0-0	—	0	5	5	2	2-0	1	2	1	10	5.0	5
Dragic	2-0	26	3-13	.231	2-6	.333	0-0	—	1	2	3	6	1-0	1	3	0	8	4.0	5
Collins	1-1	18	0-2	.000	0-0	—	3-6	.500	2	1	3	0	3-0	0	0	0	3	3.0	3
Amundson	2-0	25	1-4	.250	0-0	—	0-0	—	5	5	10	0	5-0	0	1	0	2	1.0	2
SUNS	2	480	75-181	.414	25-54	.463	40-56	.714	31	62	93	42	41-0	9	22	4	215	107.5	111

PLAYER	G-GS	MIN	FG-FGA	PCT	3FG-FGA	PCT	FT-FTA	PCT	OFF	DEF	TOT	AST	PF-DQ	STL	TO	BLK	PTS	AVG	HI
Rose	2-2	86	22-37	.595	2-5	.400	9-12	.750	1	7	8	15	0-0	4	2	0	55	27.5	32
Deng	1-1	39	10-17	.588	1-1	1.000	2-3	.667	2	4	6	3	1-0	1	0	1	23	23.0	23
Noah	2-1	52	10-18	.556	0-0	—	11-12	.917	5	13	18	3	9-0	0	1	4	31	15.5	19
Murray (TOT)	3-0	83	18-35	.514	7-13	.538	1-2	.500	2	12	14	7	4-0	4	3	0	44	14.7	23
Murray (CHI)	1-0	36	9-12	.750	4-6	.667	1-2	.500	1	8	9	4	1-0	1	1	0	23	23.0	23
Salmons	2-0	25	6-9	.667	2-4	.500	0-0	—	0	2	2	1	1-0	0	1	1	14	14.0	14
Brown (TOT)	1-2	65	11-29	.379	3-8	.375	2-4	.500	4	7	11	8	3-0	1	5	0	27	13.5	19
Warrick (TOT)	2-0	42	8-15	.533	0-1	.000	11-14	.786	5	8	13	1	3-0	0	2	0	27	13.5	21
Warrick (CHI)	1-0	11	0-2	.000	0-0	—	6-8	.750	2	1	3	1	0-0	0	1	0	6	6.0	6
Pargo	1-0	30	5-15	.333	2-7	.286	0-0	—	0	0	0	1	3-0	1	1	0	12	12.0	12
Gibson	2-2	61	5-19	.263	0-0	—	10-10	1.000	6	12	18	1	6-0	1	1	5	20	10.0	14
Hinrich	2-2	55	5-13	.385	2-6	.333	2-2	1.000	0	5	5	9	3-0	2	4	2	14	7.0	14
Miller	2-1	41	4-8	.500	1-4	.250	4-4	1.000	3	5	8	3	8-1	3	3	0	13	6.5	9
Johnson	2-1	18	2-9	.222	0-2	.000	2-2	1.000	1	1	2	2	5-0	0	3	0	6	3.0	6
Thomas	1-0	21	1-7	.143	0-0	—	1-2	.500	0	7	7	2	0-0	1	0	2	3	3.0	3
Law (TOT)	2-0	13	1-3	.333	0-0	—	0-1	.000	0	0	0	0	2-0	1	0	0	2	1.0	2
Law (CHI)	1-0	5	0-0	—	0-0	—	0-0	—	0	0	0	0	0-0	1	0	0	0	0.0	0
Richard	1-0	1	0-0	—	0-0	—	0-0	—	0	0	0	0	1-0	0	0	0	0	0.0	0
BULLS	2	480	79-166	.476	14-35	.400	48-57	.842	21	65	86	45	38-1	15	18	15	220	110.0	115

Series Scores & Summary

Date	Site	Final	%	Date	Site	Final	%	Date	Site	Final	%	Date	Site	Final	%
10/31/68	Phx	112-103	W	10/24/72	Phx	106-107	L	11/5/77	Chi	94-111	L	11/9/99	Chi	103-80	W
11/30/68	Chi	96-100	L	11/3/72	Chi	100-115	L	11/18/77	Phx	103-101	W	11/17/99	Phx	105-81	W
1/4/69	Chi	92-103	L	12/25/72	Phx	115-108	W	2/28/78	Chi	115-126	L	12/5/86	Phx	114-112	W
1/24/69	Phx	117-106	W	1/5/73	Chi	126-115	W	3/9/78	Phx	112-103	W	1/22/88	Chi	108-118	L
2/21/69	Phx	121-133	L	2/24/73	Chi	100-122	L	10/27/78*	Chi	115-110	W	2/4/88	Phx	101-113	L
3/6/69	Chi	117-125	L	3/4/73*	Phx	117-118	L	11/26/78	Phx	125-109	W	1/21/89	Chi	116-107	W
10/24/69	Phx	115-116	L	11/13/73	Phx	116-108	W	11/28/78	Chi	112-124	L	3/22/89	Phx	111-112	L
12/2/69	Salt Lake	121-110	W	11/23/73	Chi	99-94	W	3/8/79	Phx	132-117	W	11/22/89	Phx	90-95	L
12/5/69	Phx	114-113	W	1/6/74*	Chi	116-120	L	10/14/79	Phx	112-102	W	3/26/90	Chi	92-121	L
12/9/69	Chi	102-109	L	2/19/74	Chi	96-130	L	10/20/79	Chi	104-116	L	11/21/90	Phx	109-107	W
1/8/70	Chi	123-152	L	2/27/74	Phx	95-107	L	12/1/79	Phx	99-86	W	12/4/90	Chi	127-155	L
2/12/70	Chi	121-122	L	3/5/74	Phx	91-111	L	12/21/79	Chi	127-117	W	1/21/92	Chi	102-108	L
3/3/70	Phx	111-123	L	11/15/74	Phx	95-102	L	2/8/80	Chi	113-109	W	2/5/92	Phx	126-114	W
10/28/70	Phx	105-118	L	1/3/75	Chi	99-126	L	3/9/80*	Phx	113-103	W	11/22/92	Phx	111-128	L
11/6/70	Chi	105-102	W	1/17/75	Chi	115-105	W	11/28/80	Phx	102-101	W	3/30/93	Chi	113-109	W
1/24/71	Phx	113-112	W	3/6/75	Phx	88-65	W	12/9/80	Chi	123-108	W	11/30/93	Chi	113-132	L
3/3/71	Phx	115-90	W	11/4/75	Chi	96-80	W	11/27/81	Phx	111-107	W	2/6/94	Phx	89-88	W
3/12/71	Chi	92-116	L	12/7/75	Phx	114-97	W	2/16/82	Chi	91-86	W	11/30/94	Chi	105-118	L
3/13/71	Chi	99-111	L	2/17/76	Chi	111-114	L	1/11/83	Chi	109-96	W	2/3/95	Phx	110-100	W
10/24/71	Phx	104-105	L	3/5/76	Phx	99-97	W	3/15/83	Phx	116-108	W	1/28/96	Chi	82-93	L
11/2/71	Chi	101-108	L	3/16/76	Chi	87-120	L	11/25/83	Phx	120-94	W	2/6/96	Phx	106-96	W
12/23/71*	Phx	108-117	L	10/29/76	Chi	95-82	W	1/3/84	Chi	97-102	L	11/11/96	Chi	79-97	L
1/4/72	Chi	112-108	W	11/21/76	Phx	101-96	W	11/29/84	Phx	100-95	W	11/20/96	Phx	99-113	L
1/28/72	Phx	102-116	L	1/11/77	Chi	90-93	L	3/15/85	Chi	97-103	L	11/20/97	Phx	89-85	W
2/25/72	Chi	107-115	L	3/2/77*	Phx	104-108	L	12/4/85	Phx	100-99	W	12/15/97	Chi	104-111	L

*Overtime

Suns Players Career Statistics vs. Bulls

PLAYER	G-6S	MIN	FG-FGA	PCT	3FG-FGA	PCT	FT-FTA	PCT	OFF	DEF	TOT	AST	PF-DQ	STL	TO	BLK	PTS	AVG	HI
Childress	13-3	413	53-111	.477	2-10	.200	37-47	.787	39	40	79	31	32-0	10	18	7	145	11.2	22
Dragic	3-0	49	5-21	.238	3-7	.429	0-0	—	2	3	5	8	4-0	2	5	0	13	4.3	5
Dudley	6-1	77	7-22	.318	4-7	.571	5-7	.714	6	6	12	3	9-0	2	6	0	23	3.8	9
Frye	11-4	247	42-93	.452	8-15	.533	23-29	.793	19	56	75	11	35-0	0	12	5	115	10.5	21
Hill	29-28	1027	202-426	.474	8-20	.400	120-174	.690	40	150	190	154	60-0	44	74	8	532	18.3	37
Jones	4-0	16	0-1	.000	0-0	—	1-2	.500	2	3	5	0	2-0	1	1	1	1	0.3	1
Lopez	2-2	53	9-13	.692	0-0	—	5-9	.556	4	6	10	0	3-0	1	1	3	23	11.5	14
Nash	24-20	721	119-233	.511	18-52	.346	47-55	.855	4	55	59	189	47-0	21	66	0	303	12.6	24
Richardson	17-16	608	117-282	.415	30-87	.345	47-67	.701	27	62	89	53	47-0	16	32	12	311	18.3	32
Turkoglu	25-17	724	96-251	.382	30-81	.370	60-82	.732	19	120	139	89	57-0	25	52	5	282	11.3	32
Warrick	11-3	275	42-96	.438	0-5	.000	33-41	.805	28	38	66	10	27-0	9	9	4	117	10.6	21

Series Highlights & Top Performances

The Suns have won 16 of the last 24 meetings, including nine of the last 12 at US Airways Center... March 6, 1975 in Phoenix, the Bulls were held to an all-time opponent-low 65 points (88-65)... February 21, 1969 in Phoenix, **Gail Goodrich** scored a Suns series-high 43 points... January 21, 1989 in Chicago, **Michael Jordan** scored a series-high 53 points (he had 55 in Game 4 of the 1993 NBA Finals)... January 8, 1970 in Chicago, **Tom Boerwinkle** snared a Suns opponent record 37 rebounds and the Bulls set a Suns opponent record with 56 free throws made (56-71)... In the first-ever meeting on October 31, 1968 in Phoenix, **George Wilson** grabbed a Suns series-high 23 rebounds... January 3, 1984 in Chicago, Bulls guard **Ennis Whatley** tallied a series-high 18 assists.

By The Numbers:

Suns vs. Chicago 2009-2010: 1-1

1/22/10 at Phoenix: Bulls 115, Suns 104

3/30/10 at Chicago: Suns 111, Bulls 105

All-Time Series Results:

Suns vs. Bulls at Phoenix: 39-21

Suns vs. Bulls at Chicago: 23-39

Suns vs. Bulls overall: 62-60

Suns largest margin of victory: 26 (120-94, 11/25/83)

Suns high point total: 132 (3/8/79)

Suns low point total: 79 (11/11/96)

Bulls largest margin of victory: 34 (130-96, 2/19/74)

Bulls high point total: 155 (12/4/90)

Bulls low point total: 65 (3/6/75)

	HOME	AWAY
Suns last win:	11/15/07 (112-102)	3/30/10 (111-105)
Suns last loss:	1/22/10 (115-104)	11/7/08 (100-83)
Streaks:	Lost two	Won one

Cleveland Cavaliers



One Center Court
Cleveland, OH 44115
(216) 420-2000
Fax: (216) 420-2260
www.cavs.com

2010-2011 vs. Suns:

January 9 at Phoenix
 January 19 at Cleveland

2009-2010 Finish:

61-21 (.744)

First in Central Division

Playoffs:

Defeated Chicago 4-1
 Lost to Boston 4-2

Majority Owner/Chairman

Dan Gilbert

President

Len Komoroski

General Manager

Chris Grant

Head Coach

Byron Scott

Assistant Coaches

Paul Pressey, Chris Jent,
 Jamahl Mosley, Joe Prunty

Head Athletic Trainer

Max Benton

Sr. Vice President, Communications

Tad Carper

Senior Manager, Basketball Comm.

Garin Narain

Basketball Communications Manager

Bruce Wimbish

Basketball Communications Coordinator

Tora Vinci

Home Court

Quicken Loans Arena (20,562, built in 1994)

Team Colors

Wine, Gold

Radio

WTAM (1100 AM) Joe Tait

TV

Fox Sports Ohio (Cable)
 Fred McLeod, Austin Carr

2009-2010 Regular Season Stats – Suns vs. Cavaliers

PLAYER	G-GS	MIN	FG-FGA	PCT	3FG-FGA	PCT	FT-FTA	PCT	OFF	DEF	TOT	AST	PF-DQ	STL	TO	BLK	PTS	AVG	HI
Frye	2-2	75	14-26	.538	5-13	.385	2-2	1.000	2	10	12	3	7-0	0	3	0	35	17.5	22
Nash	2-2	67	12-25	.480	2-6	.333	6-6	1.000	2	4	6	15	2-0	1	9	1	32	16.0	18
Stoudemire	2-2	67	11-28	.393	0-0	—	6-6	1.000	5	19	24	0	8-0	2	9	1	28	14.0	14
Hill	2-2	76	9-18	.500	0-2	.000	6-6	1.000	0	5	5	3	3-0	3	2	0	24	12.0	12
Dragic	2-0	36	6-12	.500	2-4	.500	5-7	.714	2	2	4	9	2-0	1	4	0	19	9.5	14
Dudley	2-0	47	7-14	.500	2-4	.500	1-2	.500	2	2	4	2	3-0	1	0	0	17	8.5	11
Amundson	1-0	19	3-5	.600	0-0	—	1-4	.250	2	4	6	0	4-0	0	0	0	7	7.0	7
Richardson	2-2	61	5-21	.238	3-12	.250	1-2	.500	1	11	12	4	4-0	2	4	1	14	7.0	8
Tucker	1-0	2	1-2	.500	0-1	.000	0-0	—	0	0	0	0	0-0	0	0	0	2	2.0	2
Lopez	2-0	10	0-3	.000	0-0	—	2-2	1.000	1	1	2	0	0-0	0	2	1	2	1.0	2
Clark	2-0	15	0-2	.000	0-0	—	1-2	.500	0	1	1	2	1-0	1	1	1	1	0.5	1
Collins	1-0	5	0-0	—	0-0	—	0-2	.000	1	0	1	0	2-0	0	0	0	0	0.0	0
SUNS	2	480	68-156	.436	14-42	.333	31-41	.756	18	59	77	38	36-0	11	36	5	181	90.5	91

PLAYER	G-GS	MIN	FG-FGA	PCT	3FG-FGA	PCT	FT-FTA	PCT	OFF	DEF	TOT	AST	PF-DQ	STL	TO	BLK	PTS	AVG	HI
James	2-2	73	17-36	.472	1-6	.167	6-6	1.000	2	12	14	14	3-0	3	6	1	41	20.5	29
M. Williams	2-2	68	11-26	.423	5-13	.385	8-8	1.000	0	11	11	9	5-0	7	1	1	35	17.5	24
Hickson	2-2	44	10-16	.625	0-0	—	3-4	.750	3	11	14	0	4-0	0	3	0	23	11.5	13
Varejao	2-0	63	9-20	.450	0-0	—	4-7	.571	5	7	12	3	4-0	3	1	5	22	11.0	13
Ilgauskas	2-0	33	9-16	.563	0-0	—	3-3	1.000	3	5	8	0	4-0	1	3	0	21	10.5	14
West	2-0	51	9-15	.600	0-0	—	2-3	.667	0	3	3	12	4-0	5	2	2	20	10.0	12
Parker	2-2	59	7-13	.538	3-8	.375	0-0	—	0	8	8	3	2-0	0	0	0	17	8.5	10
Moon	1-0	13	3-6	.500	0-3	.000	2-2	1.000	0	3	3	0	0-0	0	0	3	8	8.0	8
O'Neal	2-2	40	6-12	.500	0-0	—	3-7	.429	6	8	14	3	6-0	1	6	2	15	7.5	12
Gibson	2-0	30	5-9	.556	2-4	.500	2-2	1.000	1	0	1	5	1-0	0	0	0	14	7.0	10
Green	1-0	1	0-0	—	0-0	—	0-0	—	0	0	0	0	1-0	1	0	0	0	0.0	0
Jackson	2-0	3	0-1	.000	0-0	—	0-0	—	0	0	0	1	2-0	0	0	1	0	0.0	0
J. Williams	1-0	2	0-1	.000	0-0	—	0-0	—	0	0	0	0	0-0	0	0	0	0	0.0	0
CAVALIERS	2	480	86-171	.503	11-34	.324	33-42	.786	20	68	88	50	36-0	21	23	15	216	108.0	109

Series Scores & Summary

Date	Site	Final	%	Date	Site	Final	%	Date	Site	Final	%	Date	Site	Final	%
10/23/70	Phx	108-104	W	12/19/75*	Phx	124-128	L	11/12/82	Phx	94-81	W	1/20/93	Clev	119-123	L
11/22/70	Clev	114-99	W	1/17/76	Clev	85-105	L	2/20/83	Clev	103-81	W	2/28/93	Phx	94-101	L
2/6/71	Phx	119-91	W	3/3/76	Phx	108-92	W	11/16/83	Phx	115-104	W	11/20/93	Phx	112-96	W
2/12/71	Clev	114-105	W	3/13/76	Clev	77-99	L	2/15/84	Clev	90-104	L	3/15/94	Clev	119-106	W
11/5/71	Phx	107-87	W	11/13/76	Phx	90-103	L	11/8/84	Phx	112-111	W	1/12/95	Phx	96-107	L
11/14/71	Phx	119-105	W	1/15/77	Phx	94-79	W	1/5/85	Clev	106-111	L	1/30/95	Clev	89-82	W
1/14/72	Phx	117-107	W	2/19/77	Clev	88-92	L	1/20/86	Clev	93-108	L	1/14/96	Phx	74-89	L
2/27/72	Clev	127-125	W	11/24/77	Clev	82-97	L	3/5/86	Phx	100-115	L	2/2/96	Clev	85-107	L
11/5/72	Clev	107-106	W	1/15/78	Phx	113-104	W	3/5/87	Phx	126-102	W	1/2/97	Clev	94-103	L
11/8/72	Phx	107-99	W	3/19/78	Clev	123-112	W	3/12/87	Clev	109-116	L	2/21/97	Phx	94-88	W
1/2/73	Clev	88-111	L	11/8/78	Phx	118-96	W	1/2/88	Clev	107-120	L	12/16/97	Clev	90-103	L
3/6/73	Phx	110-102	W	11/21/78	Clev	110-108	W	2/25/88	Phx	109-103	W	1/13/98	Phx	84-102	L
12/9/73	Clev	117-106	W	2/11/79	Phx	136-101	W	1/11/89	Phx	121-124	L	3/10/99	Phx	73-86	L
1/23/74	Phx	110-103	W	3/13/79	Clev	124-120	W	1/16/89	Clev	110-126	L	1/22/00	Phx	101-88	W
2/24/74	Clev	97-101	L	11/9/79	Phx	110-106	W	12/30/89	Clev	102-110	L	2/29/00	Clev	100-93	W
3/9/74	Phx	109-100	W	2/19/80	Clev	109-128	L	3/4/90	Phx	108-96	W	3/28/01	Phx	103-94	W
11/3/74	Clev	101-104	L	1/29/81	Clev	111-115	L	1/2/91	Clev	105-83	W	4/7/01	Phx	102-98	W
12/13/74	Phx	85-84	W	3/4/81	Phx	126-106	W	1/9/91	Phx	113-105	W	3/25/02	Phx	102-96	W
1/5/75	Clev	86-97	L	2/24/82	Phx	131-97	W	2/26/92	Phx	103-100	W	4/2/02	Clev	96-101	L
2/26/75	Phx	108-96	W	3/11/82	Clev	101-95	W	3/10/92	Clev	100-102	L	11/1/02	Phx	78-74	W

*Overtime

Suns Players Career Statistics vs. Cavaliers

PLAYER	G-6S	MIN	FG-FGA	PCT	3FG-FGA	PCT	FT-FTA	PCT	OFF	DEF	TOT	AST	PF-DQ	STL	TO	BLK	PTS	AVG	HI
Childress	12-2	356	45-91	.495	0-8	.000	19-30	.633	28	29	57	20	30-0	9	10	9	109	9.1	14
Clark	2-0	15	0-2	.000	0-0	—	1-2	.500	0	1	1	2	1-0	1	1	1	1	0.5	1
Dragic	4-0	69	13-21	.619	2-5	.400	6-9	.667	5	4	9	16	7-0	3	11	0	34	8.5	14
Dudley	9-1	143	14-31	.452	2-10	.200	3-8	.375	9	13	22	4	14-0	5	4	0	33	3.7	11
Frye	9-6	264	48-105	.457	5-17	.294	13-15	.867	14	39	53	9	31-0	2	10	0	114	12.7	22
Hill	34-33	1211	205-448	.458	3-13	.231	151-200	.755	39	180	219	150	72-0	46	95	15	564	16.6	28
Jones	2-0	47	1-5	.200	0-0	—	2-2	1.000	5	14	19	1	5-0	0	3	2	4	2.0	2
Lopez	4-0	26	2-9	.222	0-0	—	4-4	1.000	4	3	7	0	4-0	0	3	2	8	2.0	6
Nash	25-21	782	158-298	.530	44-87	.506	54-62	.871	13	52	65	200	37-0	18	43	3	414	16.6	31
Richardson	20-20	732	150-333	.450	40-95	.421	57-77	.740	22	69	91	60	50-0	31	47	12	397	19.9	35
Turkoglu	27-19	793	107-257	.416	36-91	.396	50-64	.781	15	89	104	88	74-2	17	46	10	300	11.1	25
Warrick	12-4	254	45-85	.529	1-2	.500	25-40	.625	18	30	48	5	29-0	7	14	6	116	9.7	21

Series Highlights & Top Performances

The Suns lost the season series for the second consecutive season in 2009-10, but have won 15 of the last 22 meetings overall... March 12, 2009, **LeBron James** collected his first career victory in Phoenix, 119-111, tallying a triple-double with 34 points, 10 rebounds and 13 assists after losing his first five visits to the Valley... Jan. 11, 2007, **Steve Nash** dished out an NBA season-high 21 assists en route to a 109-90 win at US Airways Center... **Zydrunas Ilgauskas** hauled in a series-best 22 rebounds on November 1, 2002... March 10, 1999, the Suns were held to a series-low 73 points in the Cavs 86-73 win... The 73 points was also the Suns lowest offensive home total in team history... On January 15, 1977 in Phoenix, **Alvan Adams** recorded a series-high seven blocks... February 11, 1979 in Phoenix, **Mike Bratz** tallied a series-best eight steals in the Suns' 136-101 win... The 35-point margin of victory represents the series high.

By The Numbers:

Suns vs. Cleveland 2009-2010: 0-2

12/2/09 at Cleveland: Cavs 107, Suns 90

12/21/09 at Phoenix: Cavs 109, Suns 91

All-Time Series Results:

Suns vs. Cavs at Phoenix: 37-11

Suns vs. Cavs at Cleveland: 20-27

Suns vs. Cavs overall: 57-38

Suns largest margin of victory: 35 (136-101, 2/11/79)

Suns high point total: 136 (2/11/79)

Suns low point total: 73 (3/10/99)

Cavs largest margin of victory: 23 (111-88, 1/2/73)

Cavs high point total: 128 (12/19/75*, 2/19/80)

Cavs low point total: 74 (11/1/02)

	HOME	AWAY
Suns last win:	11/4/07 (103-92)	1/25/08 (110-108)
Suns last loss:	12/21/09 (109-91)	12/2/09 (107-90)
Streaks:	Lost two	Lost two

Dallas Mavericks



American Airlines Center
2500 Victory Avenue
Dallas, TX 75219
(214) 665-4660
Fax: (214) 665-4661
www.mavs.com

2010-2011 vs. Suns:

December 17 at Dallas
 February 17 at Phoenix
 March 27 at Phoenix
 April 10 at Dallas

2009-2010 Finish:

55-27 (.671)
 First in Southwest Division

Playoffs:

Lost to San Antonio 4-2

Owner	Mark Cuban
President & CEO	Terdema Ussery
Head Coach	Rick Carlisle
President of Basketball Operations/GM	Donn Nelson
Assistant Coaches	Dwane Casey Terry Stotts Monte Mathis Darrell Armstrong
Head Athletic Trainer	Casey Smith
Director of Basketball Communications	Sarah Melton
Basketball Communications Manager	Scott Tomlin
Basketball Communications Coordinator	Alan Rakowski
Home Court	American Airlines Center (19,200, built in 2001)
Team Colors	Blue, Black, Silver
Radio	ESPN Radio (103.3 FM) Chuck Cooperstein, Brad Davis KFLC (1270 AM Spanish) Victor Villalba
TV	TXA-21, FOX Sports Southwest Mark Followill, Bob Ortegell, Jeff Wade

2009-2010 Regular Season Stats – Suns vs. Mavericks

PLAYER	G-GS	MIN	FG-FGA	PCT	3FG-FGA	PCT	FT-FTA	PCT	OFF	DEF	TOT	AST	PF-DQ	STL	TO	BLK	PTS	AVG	HI
Stoudemire	3-3	100	27-50	.540	0-1	.000	18-22	.818	7	13	20	7	8-0	1	9	5	72	24.0	30
Richardson	3-3	107	25-49	.510	3-14	.214	8-9	.889	5	14	19	6	8-0	3	5	0	61	20.3	25
Nash	3-3	110	20-39	.513	7-13	.538	8-8	1.000	1	10	11	31	2-0	0	11	0	55	18.3	27
Dudley	3-0	81	6-17	.353	4-10	.400	12-16	.750	3	9	12	6	7-0	3	4	0	28	9.3	11
Dragic	3-0	52	8-13	.615	5-7	.714	6-8	.750	1	5	6	3	4-0	2	4	0	27	9.0	13
Hill	3-3	90	7-20	.350	0-1	.000	6-7	.857	1	8	9	9	11-0	2	6	1	20	6.7	9
Lopez	3-2	54	8-14	.571	0-0	—	2-2	1.000	3	12	15	0	6-0	0	4	3	18	6.0	14
Amundson	3-0	44	6-10	.600	0-0	—	3-5	.600	3	5	8	2	4-0	1	2	2	15	5.0	12
Frye	3-1	69	4-17	.235	1-9	.111	2-2	1.000	3	16	19	4	9-0	0	2	2	11	3.7	7
Clark	1-0	12	1-3	.333	1-1	1.000	0-2	.000	0	2	2	0	1-0	0	0	0	3	3.0	3
SUNS	3	720	112-232	.483	21-56	.375	65-81	.802	27	94	121	68	60-0	12	50	13	310	103.3	112

PLAYER	G-GS	MIN	FG-FGA	PCT	3FG-FGA	PCT	FT-FTA	PCT	OFF	DEF	TOT	AST	PF-DQ	STL	TO	BLK	PTS	AVG	HI
Nowitzki	3-3	120	28-55	.509	0-1	.000	24-26	.923	7	13	20	6	8-0	1	3	4	80	26.7	33
Terry	3-1	106	19-42	.452	3-16	.188	12-14	.857	1	5	6	11	9-0	6	6	2	53	17.7	21
Butler (TOT)	3-3	109	17-45	.378	1-4	.250	9-14	.643	1	14	15	6	6-0	6	7	0	44	14.7	19
Butler (DAL)	1-1	39	6-16	.375	0-0	—	3-4	.750	0	5	5	2	2-0	1	2	0	15	15.0	15
Howard	2-0	48	9-23	.391	2-5	.400	7-8	.875	3	9	12	1	4-0	4	3	1	27	13.5	20
Marion	3-3	107	16-41	.390	0-3	.000	7-10	.700	10	15	25	7	7-0	1	3	2	39	13.0	15
Kidd	3-3	116	14-30	.467	8-21	.381	2-2	1.000	3	14	17	27	8-0	10	6	0	38	12.7	18
Barea	3-1	58	11-14	.786	2-5	.400	1-2	.500	0	4	4	10	8-0	1	3	0	25	8.3	14
Haywood (TOT)	3-3	93	10-17	.588	0-0	—	3-11	.273	15	10	25	3	6-0	0	4	13	23	7.7	10
Haywood (DAL)	1-1	34	5-7	.714	0-0	—	0-2	.000	5	4	9	2	2-0	0	2	5	10	10.0	10
Dampier	2-2	30	5-6	.833	0-0	—	2-2	1.000	1	4	5	2	1-0	1	0	0	12	6.0	12
Gooden	2-0	37	5-15	.333	0-0	—	0-1	.000	4	6	10	2	9-1	0	4	2	10	5.0	8
Najera	1-0	11	1-1	1.000	0-0	—	0-0	—	1	2	3	1	1-0	0	1	1	2	2.0	2
Stevenson (TOT)	2-1	36	2-9	.222	0-3	.000	0-0	—	0	8	8	1	4-0	2	3	0	4	2.0	4
Beaubois	2-0	5	1-3	.333	1-3	.333	0-0	—	0	1	1	0	4-0	0	0	0	3	1.5	3
Humphries	1-0	9	0-1	.000	0-0	—	1-2	.500	1	3	4	0	3-0	0	0	0	1	1.0	1
MAVERICKS	3	720	120-254	.472	16-54	.296	59-73	.808	36	85	121	71	66-1	25	35	17	315	105.0	107

Series Scores & Summary

Date	Site	Final	%	Date	Site	Final	%	Date	Site	Final	%	Date	Site	Final	%
10/21/80	Phx	111-99	W	11/19/85	Dal	119-123	L	3/20/91	Dal	110-96	W	11/26/03	Phx	121-90	W
11/18/80	Dal	102-91	W	12/26/85	Phx	98-105	L	4/12/91	Phx	103-91	W	3/8/04	Dal	90-103	L
12/17/80	Phx	115-102	W	1/10/86	Dal	104-117	L	11/16/91	Dal	88-91	L	3/13/04	Phx	90-113	L
2/11/81	Phx	119-97	W	3/3/86**	Phx	138-139	L	12/28/91	Phx	121-103	W	4/3/04	Dal	103-124	L
3/10/81	Dal	103-107	L	4/1/86	Dal	98-128	L	2/28/92	Dal	107-115	L	3/15/98	Phx	100-90	W
11/5/81	Phx	121-93	W	11/21/86*	Phx	122-130	L	3/17/92	Phx	92-81	W	2/22/99	Phx	101-83	W
11/21/81	Dal	110-88	W	12/23/86	Phx	120-119	W	1/7/93	Dal	111-107	W	3/9/99	Dal	103-91	W
1/9/82	Dal	101-105	L	12/27/86	Dal	97-123	L	1/30/93	Phx	126-105	W	4/16/99	Phx	92-85	W
3/24/82	Phx	104-96	W	3/2/87	Dal	112-135	L	3/6/93	Dal	109-102	W	4/20/99	Dal	100-104	L
4/9/82	Dal	100-105	L	4/6/87*	Phx	118-110	W	3/12/93	Phx	116-98	W	12/11/99	Dal	115-120	L
11/6/82	Dal	112-100	W	12/11/87*	Dal	104-108	L	12/11/93	Dal	114-103	W	12/23/99	Phx	110-111	L
12/23/82	Phx	125-106	W	1/7/88	Phx	91-105	L	1/18/94	Phx	113-103	W	3/4/00	Phx	110-96	W
2/8/83	Phx	100-112	L	1/27/88	Phx	102-121	L	3/25/94	Phx	99-94	W	3/11/00	Dal	99-104	L
3/8/83	Dal	99-120	L	2/22/88	Dal	107-114	L	4/18/94	Dal	106-97	W	11/15/00	Phx	99-78	W
3/8/83*	Phx	115-112	W	4/6/88	Dal	93-119	L	12/26/94	Phx	139-113	W	1/13/01	Dal	103-86	W
10/29/83	Dal	103-120	L	11/9/88	Phx	111-103	W	12/27/94	Dal	119-118	W	3/17/01	Dal	99-109	L
11/19/83	Dal	107-116	L	1/6/89	Phx	120-111	W	2/7/95	Dal	114-113	W	4/11/01	Phx	111-106	W
2/11/84	Phx	108-89	W	2/3/89	Dal	117-121	L	4/21/95	Phx	110-99	W	11/24/01	Dal	104-119	L
2/17/84	Phx	123-129	L	4/12/89	Dal	109-94	W	12/16/95*	Dal	111-108	W	2/17/02	Phx	92-105	L
4/12/84	Phx	119-118	W	1/4/90	Phx	119-102	W	1/12/96*	Phx	130-140	L	3/5/02	Dal	77-81	L
11/3/84	Dal	105-93	W	1/17/90	Dal	108-88	W	3/3/96	Dal	121-114	W	4/17/02	Phx	89-76	W
12/28/84	Phx	111-125	L	3/2/90	Dal	102-108	L	4/19/96	Phx	123-103	W	11/2/02	Dal	83-97	L
1/16/85	Phx	98-95	W	4/3/90	Phx	117-111	W	1/13/97	Dal	105-98	W	1/17/03	Phx	111-106	W
2/15/85	Dal	126-103	W	12/18/90	Dal	114-95	W	2/23/97	Phx	86-88	L	3/22/03	Dal	95-102	L
3/4/85	Phx	99-107	L	12/26/90	Phx	115-88	W	3/2/97	Dal	110-101	W	4/9/03	Phx	112-89	W

*Overtime

**Double Overtime

Suns Players Career Statistics vs. Mavericks

PLAYER	G-5S	MIN	FG-FGA	PCT	3FG-FGA	PCT	FT-FTA	PCT	OFF	DEF	TOT	AST	PF-DT	STL	TO	BLK	PTS	AVG	HI
Childress	8-2	237	25-52	.481	0-3	.000	22-26	.846	28	20	48	8	20-0	6	10	3	72	9.0	21
Clark	1-0	12	1-3	.333	1-1	1.000	0-2	.000	0	2	2	0	1-0	0	0	0	3	3.0	3
Dragic	7-0	93	16-32	.500	7-12	.583	9-11	.818	3	6	9	6	10-0	2	8	0	48	6.9	13
Dudley	8-0	175	16-40	.400	5-16	.313	22-26	.846	7	16	23	15	19-0	8	7	1	59	7.4	11
Frye	12-5	246	27-74	.365	1-11	.091	11-18	.611	21	49	70	10	28-0	3	10	3	66	5.5	15
Hill	22-21	776	121-264	.458	4-11	.364	93-120	.775	26	120	146	91	63-1	27	46	12	339	15.4	35
Jones	1-0	6	1-1	1.000	0-0	—	0-0	—	1	0	1	0	1-0	0	0	0	2	2.0	2
Lopez	6-2	90	11-19	.579	0-0	—	2-2	1.000	5	15	20	0	8-0	0	4	6	24	4.0	14
Nash	26-21	835	158-338	.467	41-99	.414	64-70	.914	10	77	87	241	44-0	17	91	1	421	16.2	32
Richardson	30-30	1096	225-503	.447	51-154	.331	83-114	.728	52	129	181	91	77-0	35	61	10	584	19.5	40
Turkoglu	25-12	699	112-237	.473	28-67	.418	67-91	.736	12	93	105	68	81-1	19	21	8	319	12.8	26
Warrick	18-4	394	66-145	.455	0-3	.000	47-64	.734	35	40	75	14	52-1	7	15	4	179	9.9	26

Series Highlights & Top Performances

Phoenix has won 42 of the last 69 meetings... December 4, 2008, **Steve Nash** became the third player in franchise history to reach 4,000 assists in a Suns uniform (Kevin Johnson, Alvan Adams) when he dished out 10 assists... April 17, 2002, **Dan Majerle** hit a three-pointer on his final NBA field goal attempt to finish his Suns career with 800 three-pointers, fifth on the league's all-time list with 1,360 three-pointers... NBA records recorded during the series: **George McCloud** – both a Maverick and Sun during his career – tied an NBA-record with 10 threes (10-12) on December 16, 1995 as a Mav... Series high marks: **Larry Nance** grabbed 20 rebounds April 6, 1987, which was matched the next season by the Mavs **James Donaldson** on December 11, 1987... **Kevin Johnson** dished out 20 assists April 3, 1990, and Majerle connected on 8-14 treys January 30, 1993.

By The Numbers:

Suns vs. Dallas 2009-2010: 1-2

12/8/09 at Dallas: Mavs 102, Suns 101

1/28/10 at Phoenix: Suns 112, Mavs 106

2/17/10 at Dallas: Mavs 107, Suns 97

All-Time Series Results:

Suns vs. Mavs at Phoenix: 44-18

Suns vs. Mavs at Dallas: 27-36

Suns vs. Mavs overall: 71-54

Suns largest margin of victory: 31 (121-90, 11/26/03)

Suns high point total: 138 (3/3/86**)

Suns low point total: 77 (3/5/02)

Mavs largest margin of victory: 30 (128-98, 4/1/86)

Mavs high point total: 140 (4/5/09, 1/12/96*)

Mavs low point total: 75 (12/18/97)

	HOME	AWAY
Suns last win:	1/28/10 (112-106)	3/14/07 (129-127**)
Suns last loss:	3/10/09 (117-112)	2/17/10 (107-97)
Streaks:	Won one	Lost five

Denver Nuggets



Pepsi Center
1000 Chopper Circle
Denver, CO 80204
(303) 405-1100
Fax: (303) 893-3203
www.nuggets.com

2010-2011 vs. Suns:

November 15 at Phoenix
 November 28 at Denver
 January 11 at Denver
 March 10 at Phoenix

2009-2010 Finish:

53-29 (.646)
 First in Northwest Division

Playoffs:

Lost to Utah 4-2

Owner	E. Stanley Kroenke
Exec. Vice President of Basketball Operations	Masai Ujiri
Head Coach	George Karl
Assistant Coaches	Adrian Dantley Tim Grunich John Welch
Assistant Coach/Advance Scout	Chad Iske
Head Athletic Trainer & Traveling Secretary	Jim Gillen
Director of Media Relations	Tim Gelt
Media Relations Manager/Website Coordinator	Dan Tolzman
Home Court	Pepsi Center (19,155, built in 1999)
Team Colors	Gold, Red, Blue
Radio	KRWZ (950 AM)/KCKK (1510 AM)/ 93.7 FM Jason Kosmicki
TV	Altitude Sports & Entertainment Chris Marlowe, Scott Hastings

2009-2010 Regular Season Stats – Suns vs. Nuggets

PLAYER	G-GS	MIN	FG-FGA	PCT	3FG-FGA	PCT	FT-FTA	PCT	OFF	DEF	TOT	AST	PF-DQ	STL	TO	BLK	PTS	AVG	HI
Stoudemire	4-4	124	29-56	.518	0-1	.000	20-24	.833	9	34	43	4	14-0	5	16	3	78	19.5	26
Nash	4-4	129	28-54	.519	3-14	.214	15-16	.938	1	8	9	37	6-0	1	10	3	74	18.5	28
Richardson	4-4	132	20-38	.526	7-15	.467	7-10	.700	5	21	26	5	8-0	2	6	3	54	13.5	20
Frye	4-1	118	17-28	.607	10-16	.625	8-12	.667	2	18	20	3	13-0	2	2	5	52	13.0	16
Hill	4-4	132	14-35	.400	0-1	.000	16-17	.941	4	12	16	7	9-0	2	8	0	44	11.0	19
Barbosa	1-0	12	2-7	.286	2-4	.500	3-3	1.000	2	0	2	3	1-0	0	1	2	9	9.0	9
Dudley	4-0	96	11-22	.500	7-13	.538	5-7	.714	2	7	9	3	11-0	3	7	0	34	8.5	11
Dragic	4-0	69	11-20	.550	6-8	.750	5-9	.556	1	5	6	18	4-0	2	3	0	33	8.3	12
Amundson	4-0	80	15-26	.577	0-0	—	1-4	.250	11	18	29	3	13-0	6	3	8	31	7.8	12
Lopez	3-2	38	6-15	.400	0-0	—	2-3	.667	5	5	10	0	8-0	0	0	3	14	4.7	11
Collins	1-1	10	1-2	.500	0-0	—	2-3	.667	2	1	3	0	3-0	0	2	0	4	4.0	4
Clark	2-0	14	2-5	.400	0-0	—	1-2	.500	3	1	4	1	0-0	0	0	0	5	2.5	5
Griffin	1-0	2	0-1	.000	0-0	—	0-0	—	0	0	0	0	0-0	0	0	0	0	0.0	0
Jones	1-0	6	0-0	—	0-0	—	0-0	—	0	2	2	0	0-0	0	0	0	0	0.0	0
SUNS	4	960	156-309	.505	35-72	.486	85-110	.773	47	132	179	84	90-0	23	63	27	432	108.0	123

PLAYER	G-GS	MIN	FG-FGA	PCT	3FG-FGA	PCT	FT-FTA	PCT	OFF	DEF	TOT	AST	PF-DQ	STL	TO	BLK	PTS	AVG	HI
Anthony	3-3	121	31-74	.419	3-8	.375	13-19	.684	5	16	21	9	9-0	7	6	0	78	26.0	32
Billups	4-4	140	25-57	.439	9-22	.409	13-17	.765	0	7	7	16	7-0	5	11	0	72	18.0	24
Hilario	4-4	131	19-34	.559	0-0	—	14-16	.875	6	17	23	9	12-0	9	3	1	52	13.0	15
Smith	4-0	101	15-47	.319	9-27	.333	5-8	.625	1	9	10	7	10-0	4	5	0	44	11.0	16
Martin	4-4	120	15-37	.405	0-1	.000	7-12	.583	13	19	32	4	13-0	1	3	3	37	9.3	14
Afflalo	4-4	129	11-29	.379	4-12	.333	8-14	.571	5	7	12	6	14-0	6	6	4	34	8.5	12
Lawson	3-0	56	8-13	.615	1-2	.500	7-8	.875	0	2	2	6	6-0	3	4	0	24	8.0	13
Andersen	4-0	52	4-7	.571	0-0	—	12-17	.706	10	8	18	0	5-0	1	1	3	20	5.0	9
Graham	3-1	23	6-13	.462	0-0	—	1-2	.500	2	6	8	1	0-0	1	3	0	13	4.3	13
Carter	4-0	50	4-9	.444	0-3	.000	0-0	—	1	3	4	6	6-0	2	5	1	8	2.0	6
Petro	2-0	17	2-3	.667	0-0	—	0-0	—	0	3	3	0	1-0	0	0	0	4	2.0	4
Allen	2-0	14	1-6	.167	0-0	—	0-0	—	2	3	5	0	4-0	0	0	1	2	1.0	2
Balkman	1-0	7	0-3	.000	0-1	.000	0-0	—	1	2	3	2	0-0	0	0	0	0	0.0	0
NUGGETS	4	960	141-332	.425	26-76	.342	80-113	.708	46	102	148	66	87-0	39	50	13	388	97.0	105

Series Scores & Summary

Date	Site	Final	%	Date	Site	Final	%	Date	Site	Final	%	Date	Site	Final	%
10/30/76	Den	107-113	L	11/18/82	Phx	107-118	L	12/22/88	Den	126-118	W	12/8/95	Den	98-103	L
12/28/76	Den	102-110	L	1/1/83	Den	125-127	L	12/23/88	Phx	119-107	W	12/29/95	Phx	103-92	W
2/6/77	Phx	115-104	W	3/22/83	Den	117-130	L	1/28/89	Den	138-142	L	3/7/96	Den	102-103	L
4/3/77	Phx	109-124	L	3/26/83	Phx	124-110	W	1/30/89	Phx	126-100	W	11/26/96	Den	108-117	L
11/27/77	Phx	115-97	W	11/26/83	Den	104-107	L	11/4/89	Den	132-135	L	12/23/96	Phx	109-112	L
12/26/77	Den	108-127	L	12/26/83*	Phx	140-133	W	1/13/90	Den	119-111	W	1/14/97	Phx	110-101	W
3/7/78	Den	126-112	W	2/24/84	Phx	100-117	L	2/27/90	Phx	120-101	W	4/4/97	Den	112-113	W
4/6/78	Phx	105-111	L	3/20/84	Phx	146-120	W	3/14/90	Phx	138-108	W	12/20/97	Den	102-81	W
10/25/78	Den	104-108	L	4/8/84	Den	126-121	W	11/10/90	Phx	173-143	W	1/23/98	Phx	93-77	W
11/10/78	Phx	132-150	L	11/13/84	Den	100-122	L	12/15/90	Den	142-134	W	3/10/98	Den	100-76	W
12/26/78	Den	106-102	W	1/29/85	Den	100-128	L	2/5/91	Phx	126-103	W	4/15/98	Phx	96-89	W
3/2/79	Phx	105-119	L	2/5/85	Phx	108-103	W	4/16/91	Den	153-118	W	2/7/99	Phx	115-108	W
11/17/79	Phx	116-91	W	2/24/85	Den	107-117	L	11/20/91	Phx	113-97	W	2/15/99	Den	115-106	W
11/24/79	Den	115-101	W	4/4/85	Phx	103-110	L	12/18/91	Den	109-123	L	4/29/99	Den	98-87	W
1/15/80	Den	107-99	W	10/29/85	Phx	127-142	L	1/8/92	Phx	135-114	W	11/2/99*	Den	102-107	L
1/30/80	Phx	122-114	W	2/14/86	Phx	112-95	W	3/28/92	Den	121-101	W	1/16/00	Phx	113-100	W
2/26/80	Den	112-121	L	2/25/86	Den	99-112	L	12/23/92	Den	111-96	W	1/21/00	Den	101-99	W
3/23/80	Phx	118-102	W	4/7/86	Phx	123-131	L	12/27/92	Phx	129-88	W	2/22/00	Phx	86-67	W
10/24/80	Den	117-94	W	4/10/86	Den	113-115	L	4/9/93	Phx	98-97	W	11/4/00	Den	102-99	W
11/23/80	Phx	131-113	W	11/22/86	Den	120-132	L	4/25/93	Den	118-120	L	12/23/00	Phx	102-93	W
1/2/81	Den	133-132	W	12/12/86	Den	116-128	L	11/24/93	Phx	130-97	W	3/3/01	Phx	97-82	W
1/14/81	Phx	128-102	W	12/13/86	Phx	123-110	W	12/21/93	Den	95-121	L	3/6/01	Den	93-82	W
2/19/81	Den	126-127	L	1/10/87*	Phx	120-127	L	4/3/94	Phx	108-98	W	10/30/01	Phx	96-99	L
11/10/81	Den	109-106	W	2/5/87	Phx	113-100	W	4/12/94	Den	107-102	W	12/15/01	Den	98-106	L
12/3/81	Phx	137-109	W	12/22/87	Den	104-119	W	12/23/94	Phx	126-110	W	12/29/01	Phx	109-92	W
2/26/82	Phx	131-122	W	1/11/88	Phx	127-115	W	1/7/95	Den	109-100	W	4/13/02	Den	94-98	L
3/17/82	Phx	133-135	L	2/20/88	Phx	128-108	W	1/17/95	Phx	129-113	W	11/13/02	Den	75-72	W
3/27/82*	Den	134-140	L	3/4/88	Den	108-116	L	4/14/95	Den	87-102	L	3/1/10	Phx	101-85	W
10/31/82	Den	110-114	L	4/11/88	Phx	119-123	L	11/15/95	Phx	127-137	L	4/1/03	Phx	95-65	W

*Overtime

**Double Overtime

ΔTriple Overtime

+postponed due to severe weather conditions, made up 2/5/07

Suns Players Career Statistics vs. Nuggets

PLAYER	G-GS	MIN	FG-FGA	PCT	3FG-FGA	PCT	FT-FTA	PCT	OFF	DEF	TOT	AST	PF-DQ	STL	TO	BLK	PTS	AVG	HI
Childress	6-2	187	25-54	.463	0-3	.000	18-20	.900	10	16	26	12	15-0	10	8	5	68	11.3	17
Clark	2-0	14	2-5	.400	0-0	—	1-2	.500	3	1	4	1	0-0	0	0	0	5	2.5	5
Dragic	5-0	82	13-24	.542	8-11	.727	7-11	.636	1	5	6	21	4-0	2	4	0	41	8.2	12
Dudley	9-2	201	24-47	.511	8-16	.500	14-21	.667	12	22	34	11	23-0	3	8	0	70	7.8	12
Frye	16-5	355	68-128	.531	12-20	.600	19-29	.655	20	54	74	11	43-0	7	17	16	167	10.4	22
Hill	26-26	890	172-342	.503	5-9	.556	107-135	.793	31	126	157	91	63-1	27	52	14	456	17.5	39
Jones	3-0	37	3-4	.750	0-0	—	4-6	.667	7	9	16	1	3-0	0	2	10	3.3	8	
Lopez	6-3	79	10-22	.455	0-0	—	6-7	.857	7	9	16	0	14-0	1	4	4	26	4.3	11
Nash	50-42	1556	260-522	.498	85-183	.464	127-135	.941	36	116	152	389	78-1	42	135	12	732	14.6	36
Richardson	31-31	1088	211-455	.464	56-143	.392	80-121	.661	47	128	175	102	89-1	40	72	21	558	18.0	42
Turkoglu	24-11	613	93-234	.397	26-79	.329	53-69	.768	18	76	94	68	66-2	16	45	10	265	11.0	31
Warrick	15-6	348	74-144	.514	3-5	.600	45-61	.738	20	49	69	10	30-0	11	22	3	196	13.1	29

Series Highlights & Top Performances

Phoenix has won 36 of the last 51 meetings, including 11-straight wins at US Airways Center... Phoenix held Denver to 65 points on April 1, 2003, tied for the lowest ever total by a Suns opponent (Chicago vs. Phoenix, 3/6/75). The Nuggets' .263 field goal percentage was also a Suns opponent low and a Nuggets franchise low... **Clifford Robinson** hit for a career-high 50 total points and 23 first-quarter points on January 16, 2000... November 10, 1990 in Phoenix, the Suns set an NBA record for points in a game in a 173-143 victory (**Kevin Johnson** had 23 points, 17 assists)... December 26, 1983 in Phoenix, Suns forward **Maurice Lucas** grabbed a season-best 25 rebounds.

By The Numbers:

Suns vs. Denver 2009-2010: 3-1

12/12/09 at Denver: Nuggets 105, Suns 99

2/3/10 at Denver: Suns 109, Nuggets 97

3/1/10 at Phoenix: Suns 101, Nuggets 85

4/13/10 at Phoenix: Suns 123, Nuggets 101

Suns largest margin of victory: 41 (129-88, 12/27/92)

Suns high point total: 173 (11/10/90)

Suns low point total: 75 (11/13/02)

Nuggets largest margin of victory: 30 (110-80, 11/25/03)

Nuggets high point total: 150 (11/10/78)

Nuggets low point total: 65 (4/1/03)

All-Time Series Results:

Suns vs. Nuggets at Phoenix: 54-17

Suns vs. Nuggets at Denver: 31-41

Suns vs. Nuggets overall: 85-58

	HOME	AWAY
Suns last win:	4/13/10 (123-101)	2/3/10 (109-97)
Suns last loss:	4/7/04 (111-96)	12/12/09 (105-99)
Streaks:	Won 11	Won one

Detroit Pistons



6 Championship Drive
Auburn Hills, MI 48326
(248) 377-0100
Fax: (248) 377-3260
www.pistons.com

2010-2011 vs. Suns:

December 31 at Phoenix
January 22 at Detroit

2009-2010 Finish:

27-55 (.329)
Fifth in Central Division

Playoffs:

Did not qualify

Owner	Karen Davidson
President, Palace Sports & Entertainment	Alan Ostfield
President, Basketball Operations	Joe Dumars
Head Coach	John Kuester
Assistant Coaches	Brian Hill Darrell Walker Pat Sullivan
Assistant Coach/Advance Scout	Bill Pope
Head Athletic Trainer	Mike Abdenour
Vice President, Public Relations	Kevin Grigg
Director, Media Relations	Cletus Lewis, Jr.
Public Relations Assistant	Michelle Fikany
Media Relations Assistant	Megan Heinemann
Home Court	The Palace of Auburn Hills (22,076, built in 1988)
Team Colors	Red, White, Blue
Radio	WXYZ (97.1 FM) George Blaha, Mark Champion, Rick Mahorn
TV	FOX Sports Detroit (cable) George Blaha, Greg Kelsner

2009-2010 Regular Season Stats – Suns vs. Pistons

PLAYER	G-GS	MIN	FG-FGA	PCT	3FG-FGA	PCT	FT-FTA	PCT	OFF	DEF	TOT	AST	PF-DQ	STL	TO	BLK	PTS	AVG	HI
Stoudemire	2-2	66	22-29	.759	0-0	—	6-12	.500	6	5	11	2	3-0	0	5	3	50	25.0	29
Nash	2-2	54	10-14	.714	2-4	.500	7-7	1.000	0	1	1	16	2-0	1	4	0	29	14.5	20
Richardson	2-2	54	10-22	.455	6-10	.600	3-3	1.000	1	2	3	3	3-0	1	0	0	29	14.5	17
Dudley	2-0	50	9-16	.563	7-10	.700	3-4	.750	1	3	4	8	6-0	5	0	1	28	14.0	20
Hill	2-2	67	10-19	.526	3-4	.750	2-2	1.000	2	12	14	10	4-0	1	7	1	25	12.5	17
Frye	2-1	59	5-10	.500	4-8	.500	4-4	1.000	0	12	12	4	4-0	0	1	4	18	9.0	10
Dragic	2-0	46	6-14	.429	3-8	.375	2-2	1.000	2	8	10	7	6-0	3	5	0	17	8.5	13
Amundson	2-0	35	3-5	.600	0-0	—	6-6	1.000	3	11	14	2	4-0	1	0	4	12	6.0	8
Barbosa	2-0	31	5-11	.455	1-3	.333	1-2	.500	1	4	5	3	4-0	1	3	0	12	6.0	10
Tucker	1-0	5	2-4	.500	0-0	—	0-0	—	0	0	0	0	0-0	0	0	0	4	4.0	4
Clark	1-0	4	1-1	1.000	0-0	—	0-0	—	0	0	0	1	0-0	0	0	0	2	2.0	2
Collins	2-1	10	0-1	.000	0-0	—	0-0	—	1	1	2	0	4-0	0	0	0	0	0.0	0
SUNS	2	480	83-146	.568	26-47	.553	34-42	.810	17	59	76	56	40-0	13	26	13	226	113.0	117
PLAYER	G-GS	MIN	FG-FGA	PCT	3FG-FGA	PCT	FT-FTA	PCT	OFF	DEF	TOT	AST	PF-DQ	STL	TO	BLK	PTS	AVG	HI
Prince	1-1	31	7-12	.583	1-1	1.000	2-4	.500	2	3	5	2	1-0	0	1	0	17	17.0	17
Gordon	2-1	51	10-25	.400	2-8	.250	9-9	1.000	0	3	3	7	6-0	1	7	1	31	15.5	21
Jerebko	2-2	67	10-17	.588	0-1	.000	3-3	1.000	7	9	16	3	5-0	0	0	2	23	11.5	14
Villanueva	2-1	45	8-22	.364	1-6	.167	2-3	.667	3	4	7	1	3-0	0	2	2	19	9.5	13
Stuckey	2-2	63	7-29	.241	0-3	.000	4-4	1.000	3	2	5	10	2-0	1	3	0	18	9.0	10
Summers	2-0	43	7-19	.368	3-5	.600	1-4	.250	2	2	4	0	4-0	2	0	0	18	9.0	13
Daye	2-0	32	6-9	.667	1-3	.333	4-4	1.000	1	4	5	2	2-0	2	0	1	17	8.5	9
Maxiell	1-0	19	4-7	.571	0-0	—	0-0	—	3	4	7	0	4-0	1	1	0	8	8.0	8
Bynum	2-1	56	6-13	.462	1-1	1.000	2-2	1.000	4	3	7	10	4-0	2	4	0	15	7.5	11
Wilcox	1-0	19	3-7	.429	0-0	—	1-4	.250	2	3	5	1	2-0	0	2	0	7	7.0	7
Wallace	2-2	47	5-9	.556	0-0	—	0-1	.000	4	9	13	2	5-0	5	3	1	10	5.0	8
Atkins	1-0	8	1-2	.500	0-1	.000	0-0	—	0	0	0	1	0-0	0	0	0	2	2.0	2
PISTONS	2	480	74-171	.433	9-29	.310	28-38	.737	31	46	77	39	38-0	14	25	7	185	92.5	94

Series Scores & Summary

Date	Site	Final %	Date	Site	Final %	Date	Site	Final %	Date	Site	Final %	Date	Site	Final %
11/10/68	Phx	130-128 W	11/23/72	Phx	128-122 W	4/1/77	Phx	133-116 W	1/26/87*	Phx	120-118 W	12/14/99	Phx	114-104 W
11/14/68	Tucson	109-111 L	12/6/72	Det	105-114 W	12/7/77*	Det	113-107 W	3/11/88	Det	88-116 L	3/31/00	Det	98-97 W
11/27/68	Det	111-125 L	1/3/73	Det	105-119 L	1/13/78	Phx	111-100 W	3/26/88	Phx	103-108 L	12/19/00	Phx	84-89 L
12/14/68	Det	123-118 W	1/10/73	Phx	123-121 W	2/1/78	Det	120-127 L	11/18/88	Phx	105-121 L	1/24/01	Det	106-73 W
2/14/69	Det	123-128 L	2/7/73	Det	107-113 L	3/1/78	Phx	102-115 L	12/28/88	Det	100-106 L	2/12/02	Det	99-71 W
3/17/69	Phx	95-119 L	3/10/73	Phx	110-117 L	11/18/78	Det	119-105 W	1/29/89	Phx	103-111 L	3/21/02	Phx	82-95 L
11/9/69	Phx	140-129 W	11/21/73	Det	104-107 L	11/30/78	Phx	119-109 W	1/26/90	Det	103-107 L	11/4/02	Phx	82-84 L
12/7/69	Phx	113-118 L	12/1/73	Phx	109-121 L	1/18/79	Det	97-87 W	1/18/91	Phx	103-102 W	3/28/03	Det	94-91 W
12/20/69	Det	113-114 L	10/24/73	Phx	99-115 L	4/1/79	Phx	116-105 W	2/3/91	Det	112-97 W	11/15/03	Phx	91-100 L
1/3/70	Phx	114-109 W	12/1/73	Phx	109-121 L	12/15/79	Phx	126-105 W	12/10/91	Phx	102-93 W	1/2/04	Det	81-93 L
2/13/70	Det	120-132 L	2/8/74	Phx	94-99 L	2/21/80	Det	125-116 W	12/30/91	Det	110-103 W	1/17/05	Det	80-94 L
2/26/70	Det	131-123 W	2/23/74	Det	107-119 L	10/31/80*	Det	103-98 W	1/25/93	Det	121-119 W	3/3/05	Phx	100-97 W
10/17/70	Phx	107-110 L	10/23/74	Phx	100-90 W	12/23/80	Phx	113-104 W	3/19/93	Phx	127-97 W	11/10/05	Phx	104-111 L
11/15/70	Phx	108-104 W	11/20/74	Det	114-106 W	1/7/82	Det	110-94 W	12/2/93	Det	102-101 W	4/2/06	Det	102-109 L
11/19/70	Det	110-112 L	1/18/75	Det	77-86 L	1/23/82	Phx	113-90 W	12/8/94	Phx	113-114 L	12/31/06	Det	108-101 W
12/17/70*	Phx	117-114 W	3/27/75	Phx	79-91 L	12/30/82	Phx	115-98 W	12/2/94	Det	97-107 L	3/16/07	Phx	83-105 L
2/27/71	Det	124-117 W	1/18/76	Det	122-118 W	2/19/83	Det	101-112 L	1/14/95	Phx	116-109 W	2/24/08	Phx	86-116 L
3/9/71	Det	114-108 W	2/11/76	Phx	123-94 W	1/4/84	Det	114-128 L	3/1/96	Phx	97-102 L	3/24/08*	Det	105-110 L
10/22/71	Phx	109-116 L	2/18/76	Det	94-105 L	3/24/84	Phx	109-120 L	3/13/96	Det	115-118 L	11/16/08	Phx	104-86 W
11/18/71	Det	126-128 W	2/29/76	Det	109-98 W	2/18/85	Phx	103-122 L	1/20/97	Phx	89-86 W	2/8/09	Det	107-97 W
11/25/71	Phx	122-103 W	3/18/76	Phx	106-100 W	3/26/85	Phx	93-119 L	12/2/97	Det	106-97 W	11/22/09	Phx	117-91 W
12/17/71	Det	123-102 W	1/5/77	Det	115-118 L	3/10/86	Det	120-109 W	12/3/97*	Det	103-108 L	4/2/10	Det	109-94 W
2/20/72	Phx	121-107 W	1/13/77	Phx	131-101 W	3/21/86	Phx	105-103 W	3/5/98	Phx	102-93 W			
3/7/72	Det	129-121 W	2/20/77	Det	107-109 L	11/12/86	Det	100-108 L	2/19/99	Phx	93-101 L			

*Overtime

**Double Overtime

▲Triple Overtime

Suns Players Career Statistics vs. Pistons

PLAYER	G-GS	MIN	FG-FGA	PCT	3FG-FGA	PCT	FT-FTA	PCT	OFF	DEF	TOT	AST	PF-DQ	STL	TO	BLK	PTS	AVG	HI
Childress	12-3	396	56-112	.500	4-8	.500	18-25	.720	26	37	63	20	26-0	18	13	5	134	11.2	18
Clark	1-0	4	1-1	1.000	0-0	—	0-0	—	0	0	0	1	0-0	0	0	0	2	2.0	2
Dragic	4-0	57	6-16	.375	3-8	.375	2-2	1.000	2	8	10	9	9-0	4	6	1	17	4.3	13
Dudley	6-3	124	15-30	.500	7-10	.700	9-11	.818	6	8	14	10	12-0	7	4	1	46	7.7	20
Frye	11-5	251	42-88	.477	4-11	.364	25-26	.962	10	38	48	13	24-0	5	5	5	113	10.3	26
Hill	16-16	528	82-177	.463	4-8	.500	28-38	.737	21	67	88	42	37-0	16	32	11	196	12.3	22
Jones	3-0	54	3-7	.429	0-0	—	2-6	.333	9	8	17	1	9-0	3	2	3	8	2.7	4
Lopez	1-0	14	3-6	.500	0-0	—	3-6	.500	3	1	4	0	2-0	1	2	0	9	9.0	9
Nash	26-22	781	135-265	.509	37-92	.402	74-79	.937	11	47	58	195	42-0	17	70	4	381	14.7	35
Richardson	18-18	639	117-272	.430	38-96	.396	50-61	.820	23	54	77	56	43-0	16	26	9	322	17.9	36
Turkoglu	26-22	804	110-260	.423	28-78	.359	81-98	.827	20	99	119	96	55-0	22	37	5	329	12.7	29
Warrick	10-1	241	41-87	.471	2-5	.400	41-53	.774	15	31	46	9	19-0	3	16	3	125	12.5	21

Series Highlights & Top Performances

The Suns swept the series for the second consecutive season in 2009-10 and have won 22 of the last 39 meetings... December 31, 2006, the Suns defeated the Pistons 108-101 in Detroit on the final day the NBA used the synthetic ball before changing back to the leather ball... February 12, 2002, Phoenix held Detroit to a series-low 71 points – the fewest the Pistons ever scored at home – in a 99-71 victory... The Suns held the Pistons to an opponent-low .298 (29-94 FG) from the field in a 106-73 rout on January 24, 2001 in Detroit... The margin of victory was also a series high... March 9, 1971 in Detroit, **Dave Bing** scored a series-high 49 points (later matched by Sun **Paul Westphal** on February 21, 1980 in Detroit)... April 1, 1979 in Phoenix, **Kevin Porter** dished out a Suns opponent-record 25 assists... In the first-ever meeting November 10, 1968 in Phoenix, Piston **Dave DeBusschere** grabbed a series-best 25 rebounds.

By The Numbers:

Suns vs. Detroit 2009-2010: 2-0

11/22/09 at Phoenix: Suns 117, Pistons 91

4/2/10 at Detroit: Suns 109, Pistons 94

All-Time Series Results:

Suns vs. Pistons at Phoenix: 33-25

Suns vs. Pistons at Detroit: 27-31

Suns vs. Pistons overall: 60-56

Suns largest margin of victory: 33 (106-73, 1/24/01)

Suns high point total: 140 (11/9/69)

Suns low point total: 77 (1/18/75)

Pistons largest margin of victory: 28 (116-88, 3/11/88)

Pistons high point total: 132 (2/13/70*)

Pistons low point total: 71 (2/12/02)

	HOME	AWAY
Suns last win:	11/22/09 (117-91)	4/2/10 (109-94)
Suns last loss:	2/24/08 (116-86)	3/24/08 (110-105*)
Streaks:	Won two	Won two

Golden State Warriors



1011 Broadway
Oakland, CA 94607
(510) 986-2200
Fax: (510) 638-9738
www.warriors.com

2010-2011 vs. Suns:

December 2 at Golden State
February 7 at Golden State
February 10 at Phoenix
March 18 at Phoenix

2009-2010 Finish:

26-56 (.317)
Fourth in Pacific Division

Playoffs:

Did not qualify

Owner & Managing Member	TBA
President	Robert Rowell
General Manager	Larry Riley
Head Coach	Keith Smart
Assistant Coaches	Stephen Silas, Jerry Sichting, Calbert Cheaney, Robert Werdann, Mark Price
Head Athletic Trainer	Tom Abdenour
Executive Director, Public Relations	Raymond Ridder
Director, Public Relations	Dan Martinez
Assistants, Public Relations	Benjamin Chen, Nick O'Hayre
Home Court	ORACLE Arena (19,596 built in 1997)
Team Colors	Warriors Royal Blue, California Golden Yellow
Radio	KNBR (680/1050 AM) Tim Royle
TV	Comcast SportsNet Bay Area (Cable) Bob Fitzgerald, Jim Barnett

2009-2010 Regular Season Stats – Suns vs. Warriors

PLAYER	G-GS	MIN	FG-FGA	PCT	3FG-FGA	PCT	FT-FTA	PCT	OFF	DEF	TOT	AST	PF-DQ	STL	TO	BLK	PTS	AVG	HI
Nash	4-4	137	34-70	.486	13-30	.433	8-10	.800	4	17	21	47	4-0	4	18	1	89	22.3	36
Richardson	3-3	105	24-44	.545	7-16	.438	9-11	.818	3	15	18	7	9-0	7	5	1	64	21.3	34
Stoudemire	4-4	127	28-50	.560	0-0	—	25-35	.714	8	17	25	3	15-1	5	12	1	81	20.3	37
Frye	4-2	95	20-31	.645	12-16	.750	1-2	.500	2	18	20	4	14-0	3	3	5	53	13.3	22
Hill	4-4	125	19-42	.452	1-3	.333	13-20	.650	8	22	30	10	7-0	1	10	2	52	13.0	18
Barbosa	3-1	58	13-25	.520	4-11	.364	6-7	.857	0	4	4	4	7-0	0	7	0	36	12.0	24
Dragic	4-0	76	13-22	.591	7-11	.636	12-16	.750	0	8	8	13	8-0	5	9	1	45	11.3	20
Lopez	2-2	44	7-11	.636	0-0	—	8-8	1.000	8	7	15	0	5-0	0	2	0	22	11.0	16
Dudley	4-0	101	9-27	.333	4-15	.267	10-14	.714	6	10	16	2	12-0	3	5	0	32	8.0	14
Amundson	4-0	67	6-12	.500	0-0	—	5-8	.625	6	17	23	3	10-0	0	4	3	17	4.3	8
Clark	2-0	21	1-6	.167	0-1	.000	2-2	1.000	0	3	3	2	2-0	1	2	2	4	2.0	4
Collins	1-0	2	0-0	—	0-0	—	0-0	—	0	1	1	0	1-0	0	1	0	0	0.0	0
Tucker	1-0	3	0-1	.000	0-0	—	0-0	—	0	0	0	0	0-0	0	0	0	0	0.0	0
SUNS	4	960	174-341	.510	48-103	.466	99-133	.744	45	139	184	95	94-1	29	80	16	495	123.8	133
PLAYER	G-GS	MIN	FG-FGA	PCT	3FG-FGA	PCT	FT-FTA	PCT	OFF	DEF	TOT	AST	PF-DQ	STL	TO	BLK	PTS	AVG	HI
Williams	1-0	33	10-16	.625	2-5	.400	7-9	.778	0	6	6	2	3-0	0	3	0	29	29.0	29
Ellis	3-3	121	29-73	.397	3-9	.333	21-26	.808	4	11	15	19	6-0	8	13	1	82	27.3	33
Tolliver	2-2	85	17-29	.586	3-10	.300	7-9	.778	7	16	23	6	7-0	3	5	3	44	22.0	25
Maggette	4-3	112	29-52	.558	0-1	.000	24-26	.923	5	15	20	7	14-0	3	13	0	82	20.5	33
Azubuike	1-0	23	7-14	.500	3-5	.600	0-0	—	2	1	3	0	5-0	0	2	1	17	17.0	17
Curry	4-4	140	25-59	.424	11-21	.524	3-3	1.000	2	12	14	18	17-0	8	6	0	64	16.0	25
Randolph	2-2	51	8-16	.500	0-0	—	13-14	.929	3	10	13	3	3-0	1	6	2	29	14.5	17
Jackson	1-1	29	6-13	.462	0-1	.000	1-2	.500	0	0	0	2	2-0	1	4	0	11	13.0	13
Martin	1-1	37	4-10	.400	2-5	.400	3-3	1.000	3	2	5	2	4-0	1	3	0	13	13.0	13
Morrow	3-1	83	7-22	.318	1-11	.091	9-11	.818	2	6	8	3	10-0	2	2	1	24	8.0	14
Watson	4-0	74	12-18	.667	1-3	.333	6-8	.750	3	5	8	6	12-1	4	4	0	31	7.8	14
Radmanovic	1-0	22	3-5	.600	0-0	—	1-1	1.000	2	3	5	2	2-0	1	1	0	7	7.0	7
Hunter	2-1	21	5-7	.714	0-0	—	1-1	1.000	1	1	2	0	3-0	0	1	1	11	5.5	11
Biedrins	2-2	45	5-9	.556	0-0	—	0-0	—	2	16	18	6	7-0	2	3	1	10	5.0	8
Moore	1-0	8	1-2	.500	0-0	—	0-0	—	0	2	2	0	0-0	0	0	0	2	2.0	2
Turiac	3-0	52	2-5	.400	0-0	—	2-4	.500	4	8	12	4	9-0	0	2	3	6	2.0	3
George	2-0	23	1-5	.200	1-3	.333	0-0	—	1	2	3	1	0-0	0	0	1	3	1.5	3
WARRIORS	4	960	171-355	.482	27-74	.365	98-117	.838	41	116	157	81	104-1	34	69	14	467	116.8	132

Series Scores & Summary

Date	Site	Final %	Date	Site	Final %	Date	Site	Final %	Date	Site	Final %	Date	Site	Final %	Date	Site	Final %
10/22/68 S.F.	101-109 L		11/7/74 Phx	105-106 L		12/7/80 Phx	106-88 W		1/4/87 G.S.	104-101 W		11/16/93 G.S.	116-104 W		2/3/02 G.S.	104-98 W	
11/4/68 Phx	108-119 L		12/5/74 Phx	108-106 W		2/17/81 Phx	118-109 W		1/28/87 Phx	131-104 W		12/15/93 Phx	110-104 W		2/3/02 G.S.	98-97 W	
12/4/68 Phx	126-97 W		12/23/74 G.S.	94-111 L		3/21/81 G.S.	105-114 L		3/21/87 Phx	102-105 L		1/9/94 Phx	122-107 W		11/30/02 G.S.	90-100 L	
12/27/68 S.F.	118-119 L		2/8/75 G.S.	96-105 L		12/9/81 G.S.	127-134 L		4/15/87 G.S.	119-116 W		1/17/94 G.S.	99-104 L		2/10/03 Phx	116-107 W	
1/26/69 Phx	93-117 L		2/25/75 G.S.	111-97 W		12/23/81 Phx	118-103 W		11/10/87 Phx	123-109 W		3/3/94 G.S.	107-120 L		3/11/03 G.S.	98-113 L	
3/6/69 S.F.	119-118 W		2/28/75 Phx	102-96 W		12/26/81 G.S.	96-112 L		11/11/87 G.S.	115-130 L		12/12/94 Phx	90-84 W		4/11/03 Phx	117-101 W	
12/30/70 Phx	133-138 L		3/18/75 G.S.	103-133 L		1/12/82 Phx	133-121 W		3/16/88 G.S.	118-112 W		2/17/95* Phx	128-139 L		11/10/03 G.S.	99-96 W	
1/24/70 S.F.	109-99 W		4/4/75 Phx	99-128 L		2/3/82 Phx	88-90 L		3/30/88 Phx	123-105 W		3/5/95 G.S.	122-112 W		11/28/03 Phx	83-92 L	
1/30/70 S.F.	116-125 L		11/29/75 G.S.	100-112 L		3/23/82 G.S.	91-95 L		4/8/88 G.S.	111-112 L		3/12/95* Phx	117-124 L		1/16/04 Phx	104-93 W	
2/6/70 Phx	122-117 W		12/1/75 Phx	115-98 W		1/30/82 G.S.	98-110 L		4/15/88 Phx	122-107 W		4/4/95 G.S.	114-122 L		2/11/04 G.S.	89-110 L	
3/6/70 S.F.	97-107 L		1/7/76 Phx	110-114 L		12/16/82 Phx	94-98 L		11/5/88 G.S.	104-117 L		11/12/95 Phx	112-109 W		12/7/04 Phx	118-104 W	
3/17/70 Phx	133-121 W		1/8/76 G.S.	113-129 L		2/6/83 G.S.	109-92 W		11/11/88 Phx	141-103 W		1/11/96 G.S.	111-106 W		2/13/05* G.S.	106-102 W	
12/5/70 S.F.	105-100 W		2/6/76 Phx	118-111 W		3/4/83 Phx	109-102 W		12/9/88 Phx	110-105 W		3/21/96 Phx	104-96 W		3/18/05 Phx	100-110 L	
12/15/70 Phx	123-129 L		4/6/76 G.S.	106-111 L		4/5/83 Phx	126-106 W		1/9/89 G.S.	124-130 L		3/23/96 G.S.	89-98 L		4/8/05 G.S.	119-127 L	
12/21/71 S.F.	122-116 W		11/18/76 G.S.	111-131 L		11/10/83 G.S.	115-108 W		2/21/89 Phx	139-121 W		12/4/96 Phx	118-87 W		11/12/05 Phx	101-86 W	
1/3/71 Phx	102-81 W		1/20/77 G.S.	103-107 L		11/10/83 G.S.	104-99 W		3/23/89 G.S.	154-124 W		3/17/97 G.S.	116-95 W		12/7/05 G.S.	118-110 W	
2/4/71 Phx	105-117 L		2/4/77 Phx	106-109 L		11/13/83 Phx	113-98 W		11/3/89 Phx	136-106 W		3/28/97* Phx	122-115 W		1/12/06 Phx	112-99 W	
12/4/71 G.S.	128-92 W		3/4/77 Phx	87-101 L		12/20/83 G.S.	109-95 W		2/16/90 Phx	135-114 W		4/13/97 G.S.	105-97 W		4/14/06 G.S.	102-110 L	
12/5/71 Phx	120-87 W		10/18/77 Phx	100-83 W		12/28/83 Phx	128-105 W		2/18/90 G.S.	131-113 W		12/22/97 Phx	91-76 W		11/20/06 G.S.	113-110 W	
1/29/72 G.S.	100-111 L		1/20/78 G.S.	104-119 W		2/4/84 G.S.	104-107 L		4/16/90 G.S.	141-129 W		1/20/98 G.S.	87-69 W		12/15/06 Phx	105-101 W	
2/4/72 Phx	113-105 W		2/17/78 G.S.	92-111 L		3/29/84 Phx	124-119 W		4/20/90 Phx	123-106 W		3/13/98 Phx	101-77 W		1/7/07 Phx	128-105 W	
3/19/72 G.S.	116-134 L		4/2/78 Phx	105-99 W		10/26/84 G.S.	122-114 W		11/7/90 Phx	129-119 W		4/13/98 G.S.	105-97 W		3/29/07 G.S.	119-124 L	
11/28/72 G.S.	102-110 L		10/15/78 Phx	129-110 W		12/1/84 Phx	115-103 W		1/12/91 G.S.	127-118 W		2/16/99 G.S.	90-94 L		11/26/07 G.S.	114-129 L	
12/1/72 Phx	115-106 W		10/18/78 G.S.	W		12/8/84 G.S.	102-98 W		4/5/91 G.S.	101-118 L		2/28/99 Phx	102-89 W		2/13/08 G.S.	118-120 L	
12/12/73 Phx	107-108 L		12/2/78 Phx	108-116 W		3/9/85 Phx	115-118 L		4/9/91 Phx	120-106 W		3/31/99 Phx	93-78 W		3/13/08 Phx	123-115 W	
1/13/73 G.S.	116-110 W		3/25/79 G.S.	111-95 W		3/23/85 G.S.	109-123 L		11/12/91 G.S.	116-119 L		12/26/99 Phx	108-88 W		4/14/08 Phx	122-116 W	
3/23/73 Phx	125-124 W		10/12/79 Phx	97-89 W		4/14/85 Phx	124-111 W		1/11/92 Phx	130-117 W		3/19/00 G.S.	99-82 W		2/4/09 G.S.	112-124 L	
3/26/73 G.S.	120-114 W		10/24/79 G.S.	110-108 W		11/16/85 G.S.	105-118 L		2/21/92 G.S.	115-123 L		3/26/00 Phx	90-82 W		2/6/09 Phx	115-105 W	
10/14/73 Phx	95-120 L		11/18/79 Phx	95-99 L		12/11/85 G.S.	123-113 W		4/2/92 Phx	109-105 W		4/19/00 G.S.	94-96 W		3/15/09 G.S.	154-130 W	
10/23/73 G.S.	109-121 L		1/9/80 Phx	113-100 W		12/21/85 Phx	115-98 W		4/11/92 G.S.	125-134 L		10/31/00 G.S.	99-88 L		4/15/09 Phx	119-110 W	
12/5/73 Phx	103-97 W		1/12/80 G.S.	96-107 L		2/4/86 Phx	127-118 W		11/27/92 Phx	121-107 W		11/24/00 Phx	80-74 W		10/30/09 Phx	123-101 W	
1/17/74 G.S.	120-127 L		3/12/80 G.S.	122-113 W		3/16/86 G.S.	112-130 L		11/28/92 G.S.	131-134 L		1/19/01 Phx	95-103 L		12/26/09 G.S.	127-132 L	
2/10/74 Phx	105-121 L		10/10/80 Phx	121-107 W		4/2/86 Phx	110-101 W		12/22/92 Phx	106-104 W		2/13/01 G.S.	93-93 W		1/23/10 Phx	112-103 W	
2/26/74 G.S.	100-120 L		11/15/80 G.S.	108-119 L		10/31/86 Phx	127-123 W		2/11/93 G.S.	122-100 W		11/1/01 G.S.	107-103 W		3/22/10 G.S.	133-131 W	
3/24/74 Phx	134-121 W		11/29/80 G.S.	113-108 W		12/9/86 G.S.	109-94 W		3/10/93 Phx	111-100 W		12/3/01 Phx	110-93 W				

*Overtime

San Francisco Warriors

Suns Players Career Statistics vs. Warriors

PLAYER	G-GS	MIN	FG-FGA	PCT	3FG-FGA	PCT	FT-FTA	PCT	OFF	DEF	TOT	AST	PF-DQ	STL	TOR	BLK	PTS	AVG	HI
Childress	7-3	254	38-74	.514	3-9	.333	21-28	.750	20	41	61	22	14-0	12	18	5	100	14.3	23
Clark	2-0	21	1-6	.167	0-1	.000	2-2	1.000	0	3	3	2	2-0	1	2	2	4	2.0	4
Dragic	7-0	112	20-39	.513	9-15	.600	12-16	.750	1	13	14	20	12-0	5	9	1	61	8.7	20
Dudley	9-0	210	22-54	.407	6-22	.273	16-22	.727	22	32	54	8	23-0	11	9	2	66	7.3	14
Frye	14-4	264	42-93	.452	12-16	.750	10-12	.833	10	51	61	13	35-0	7	9	9	106	7.6	22
Hill	28-28	946	183-395	.463	2-12	.167	105-139	.755	48	139	187	123	58-0	39	53	16	473	16.9	31
Jones	2-0	7	0-0	—	0-0	—	3-4	.750	0	1	1	0	1-0	0	0	1	3	1.5	3
Lopez	5-2	74	11-17	.647	0-0	—	12-14	.857	9	14	23	0	10-0	2	2	2	34	6.8	16
Nash	51-41	1595	259-569	.455	76-193	.394	128-143	.895	29	146	175	435	93-0	46	152	3	722	14.2	36
Richardson	9-9	305	74-143	.517	24-51	.471	34-40	.850	10	28	38	18	23-0	12	14	3	206	22.9	42
Turkoglu	6-8	609	93-215	.433	15-48	.313	31-36	.861	26	86	112	75	58-0	15	38	11	232	8.9	23
Warrick	16-5	386	66-132	.500	0-4	.000	36-58	.621	26	48	74	12	35-0	13	18	1	168	10.5	23

Series Highlights & Top Performances

The Suns have won 40 of the last 55 meetings, including 16 of the last 18 games at US Airways Center... March 15, 2009, Phoenix scored a season-high 154 points that tied for third-most points in regulation in franchise history... In that same game, the club set an NBA record with 56 fastbreak points... February 28, 1999, Phoenix won 102-89 when Golden State scored a then NBA record-low six points in the fourth quarter, also a Suns opponent low for points in a quarter... January 20, 1998, Phoenix held Golden State to 69 points, the fourth lowest opponent total in team history... February 18, 1990 in Oakland, **Tom Chambers** scored a series-best 56 points... December 4, 1971 in Oakland, Sun **Paul Silas** had a series-high 24 rebounds.

By The Numbers:

Suns vs. Golden State 2009-2010: 3-1

10/30/09 at Phoenix: Suns 123, Warriors 101

12/26/09 at Golden State: Warriors 132, Suns 127

1/23/10 at Phoenix: Suns 112, Warriors 103

3/22/10 at Golden State: Suns 133, Warriors 131

Suns largest margin of victory: 36 (128-92, 12/4/71)

Suns high point total: 154 (3/15/09, 3/23/89)

Suns low point total: 80 (11/24/00)

Warriors largest margin of victory: 30 (133-103, 3/18/75)

Warriors high point total: 139 (2/17/95*)

Warriors low point total: 69 (1/20/98)

All-Time Series Results:

Suns vs. Warriors at Phoenix: 82-24

Suns vs. Warriors on road: 47-56

Suns vs. Warriors overall: 129-80

HOME

Suns last win: 1/23/10 (112-103) 3/22/10 (133-131)

Suns last loss: 3/18/05 (110-100) 12/26/09 (132-127)

Streaks:

Won 10

Won one

Houston Rockets



Toyota Center
1510 Polk Street
Houston, TX 77002
(713) 758-7200
Fax: (713) 758-7339
www.rockets.com

2010-2011 vs. Suns:

November 22 at Houston
 March 8 at Phoenix
 March 14 at Houston

2009-2010 Finish:

42-40 (.512)

Third in Southwest Division

Playoffs:

Did not qualify

Owner

Leslie Alexander

GM and Managing Director, Basketball Ops

Daryl Morey

Head Coach

Rick Adelman

Assistant Coaches

Elston Turner, Jack Sikma,
 T.R. Dunn, R.J. Adelman

Sr. VP of Basketball Ops./Athletic Trainer

Keith Jones

Director of Media Relations

Nelson Luis

Manager of Media and Player Relations

Tracey Hughes

Manager of Media Services

Bob Schranz

Home Court

Toyota Center (18,043, built in 2003)

Team Colors

Red, White, Silver

Radio

KILT Sports Radio (610 AM) Craig Ackerman, Joel Blank
 KEYH (850 AM) (Spanish) Adrian Chavarria

TV

FOX Sports Houston (Cable), my20
 Bill Worrell, Clyde Drexler, Matt Bullard

2009-2010 Regular Season Stats – Suns vs. Rockets

PLAYER	G-GS	MIN	FG-FGA	PCT	3FG-FGA	PCT	FT-FTA	PCT	OFF	DEF	TOT	AST	PF-DQ	STL	TO	BLK	PTS	AVG	HI
Stoudemire	4-4	155	43-78	.551	0-1	.000	33-40	.825	8	33	41	7	17-1	1	11	6	119	29.8	36
Nash	4-4	149	23-48	.479	6-12	.500	20-21	.952	1	13	14	55	5-0	3	12	1	72	18.0	26
Richardson	4-4	128	23-49	.469	6-19	.316	10-11	.909	3	18	21	9	10-0	5	8	3	62	15.5	20
Frye	4-2	109	17-40	.425	11-26	.423	3-4	.750	0	24	24	5	16-1	3	3	7	48	12.0	22
Hill	4-4	126	17-26	.654	1-2	.500	11-13	.846	1	16	17	7	6-0	6	4	4	46	11.5	19
Barbosa	3-0	47	10-28	.357	2-8	.250	2-4	.500	1	3	4	2	5-0	1	5	1	24	8.0	9
Lopez	2-1	38	6-10	.600	0-0	—	4-8	.500	5	5	10	0	5-0	0	1	7	16	8.0	14
Dragic	4-0	54	7-14	.500	3-8	.375	7-8	.875	1	6	7	4	5-0	1	3	0	24	6.0	10
Dudley	4-0	86	8-15	.533	3-5	.600	5-6	.833	3	11	14	4	2-0	2	5	1	24	6.0	13
Collins	3-1	29	5-6	.833	0-0	—	0-1	.000	2	7	9	1	4-0	1	0	2	10	3.3	6
Amundson	4-0	55	6-9	.667	0-0	—	1-3	.333	4	7	11	0	12-0	1	3	2	13	3.3	8
Clark	1-0	9	1-4	.250	0-0	—	0-0	—	0	0	0	1	2-0	0	2	2	2	2.0	2
SUNS	4	985	166-327	.508	32-81	.395	96-119	.807	29	143	172	95	89-2	24	60	36	460	115.0	118

PLAYER	G-GS	MIN	FG-FGA	PCT	3FG-FGA	PCT	FT-FTA	PCT	OFF	DEF	TOT	AST	PF-DQ	STL	TO	BLK	PTS	AVG	HI
Landry	3-0	96	35-55	.636	0-0	—	4-6	.667	16	10	26	2	11-0	4	3	2	74	24.7	31
Brooks	4-4	168	31-80	.388	19-43	.442	15-17	.882	6	10	16	30	15-0	5	12	1	96	24.0	34
Scola	4-4	131	27-59	.458	0-0	—	16-22	.727	6	15	21	9	11-0	3	9	1	70	17.5	30
Ariza	4-4	153	24-63	.381	14-30	.467	4-7	.571	5	20	25	14	8-0	6	2	1	66	16.5	21
Budinger	4-0	86	18-36	.500	8-18	.444	4-4	1.000	2	13	15	5	7-0	1	1	0	48	12.0	19
Battier	3-3	105	7-24	.292	2-14	.143	5-8	.625	5	14	19	5	8-0	4	6	0	21	7.0	11
Jeffries (TOT)	2-0	41	6-11	.545	0-1	.000	2-5	.400	6	1	7	5	7-0	1	0	5	14	7.0	10
Jeffries (HOU)	1-0	16	2-5	.400	0-1	.000	0-1	.000	1	1	2	1	4-0	0	1	4	4.0	4	0
Martin (TOT)	2-2	49	4-21	.190	0-7	.000	5-6	.833	1	2	3	4	5-0	1	2	0	13	6.5	8
Martin (HOU)	1-1	22	2-12	.167	0-4	.000	4-4	1.000	0	1	1	3	2-0	1	2	0	8	8.0	8
Andersen	3-0	40	6-18	.333	0-3	.000	4-6	.667	4	7	11	4	9-0	1	1	1	16	5.3	6
Armstrong (TOT)	2-0	34	5-9	.556	0-0	—	0-0	—	4	1	5	1	5-0	0	4	1	10	5.0	6
Lowry	3-0	65	5-13	.385	0-2	.000	3-3	1.000	5	7	12	12	6-0	1	9	0	13	4.3	6
Hayes	4-4	72	5-12	.417	0-0	—	2-2	1.000	8	15	23	6	11-0	4	2	2	12	3.0	4
Hill (TOT)	2-0	24	3-11	.273	0-0	—	0-0	—	2	10	12	2	5-0	0	1	1	6	3.0	4
Hill (HOU)	1-0	18	1-4	.250	0-0	—	0-0	—	1	8	9	1	3-0	0	1	0	2	2.0	2
Conroy	1-0	10	1-2	.500	0-0	—	0-0	—	0	0	0	1	3-0	0	1	0	2	2.0	2
Dorsey	1-0	4	0-1	.000	0-0	—	0-0	—	0	2	2	0	1-0	0	1	0	0	0.0	0
ROCKETS	4	985	164-384	.427	43-115	.374	61-80	.763	59	123	182	93	99-0	30	53	9	432	108.0	111

Series Scores & Summary

Date	Site	Final	%	Date	Site	Final	%	Date	Site	Final	%	Date	Site	Final	%	Date	Site	Final	%
12/6/68 S.D.#	106-117 L	2/14/74 Phx	107-99 W	2/5/82 Hou	104-106 L	2/2/88 Hou	99-109 L	12/19/95 Hou	96-103 L	11/14/03 Hou	85-90 L								
12/28/68 Phx	126-136 L	3/1/74 Hou	111-117 L	3/7/82 Phx	92-94 L	4/24/88 Hou	119-127 L	4/16/96 Phx	111-100 W	12/20/03 Phx	102-87 W								
1/19/69 Phx	118-136 L	11/9/74 Hou	101-96 W	3/16/82 Hou	114-109 W	11/29/88 Hou	124-107 W	4/21/96 Hou	110-118 L	2/2/04 Phx	99-79 W								
1/25/69 S.D.	120-133 L	11/30/74 Phx	112-100 W	11/9/82 Hou	119-91 W	12/2/88 Phx	110-95 W	11/2/96 Phx	95-110 L	3/15/04 Hou	99-97 W								
2/7/69 S.D.	119-130 L	3/2/74 Hou	104-110 L	12/10/82 Phx	97-83 W	4/13/89 Hou	119-111 W	11/21/96 Hou	105-115 L	1/5/05 Hou	108-98 W								
3/9/69 Phx	146-133 W	3/8/75 Phx	107-112 L	2/4/83 Phx	115-99 W	4/21/89 Phx	101-112 L	3/22/97 Hou	104-99 W	3/11/05 Hou	107-127 L								
3/11/69 S.D.	106-116 L	11/21/75 Phx	107-92 W	3/12/83 Hou	105-94 W	12/12/89 Hou	83-105 L	4/2/97 Phx	109-96 W	4/3/05 Hou	91-78 W								
3/15/69 Tuc	124-141 L	12/10/75 Hou	105-91 W	3/17/83 Phx	125-99 W	12/15/89 Phx	121-96 W	11/16/97 Phx	96-94 W	4/9/05 Phx	97-98 L								
10/16/69 Phx	116-114 W	1/23/76 Phx	124-115 W	11/22/83 Hou	96-118 L	2/3/90 Hou	130-105 W	3/7/98 Phx	89-108 L	11/23/05 Hou	100-88 W								
10/25/69 S.D.	115-107 L	2/27/76 Hou	110-108 L	11/30/83 Hou	110-129 L	2/1/90 Hou	104-95 W	3/31/98 Hou	97-86 W	2/27/06 Hou	111-94 W								
1/2/70 Phx	121-120 W	10/23/76 Hou	126-129 L	12/30/83 Phx	121-110 W	12/22/90 Hou	102-122 L	4/19/98 Hou	123-93 W										
2/1/70 S.D.	105-103 L	12/8/76 Phx	116-95 W	2/18/84 Hou	126-102 W	1/11/91 Phx	114-110 W	2/16/99 Hou	92-109 L	11/29/06 Phx	102-91 W								
2/20/70 Phx	126-117 W	2/24/77 Phx	106-109 L	3/7/84 Phx	123-110 W	2/16/91 Hou	91-100 L	3/14/99 Phx	104-90 W	1/17/07 Hou	100-91 W								
3/20/70 Phx	127-104 W	3/9/77 Hou	100-105 L	12/11/84 Phx	120-112 W	3/15/91 Phx	128-135 L	3/20/99 Hou	93-103 L	3/12/07 Phx	103-82 W								
3/22/70 S.D.	130-129 W	10/29/77 Hou	112-125 L	1/18/85 Phx	101-112 L	11/9/91 Hou	95-96 L	4/25/99 Phx	95-71 W	4/16/07 Hou	117-120 L								
10/30/70 S.D.	114-115 L	12/10/77 Phx	110-93 W	1/22/85 Hou	97-101 L	2/1/92 Phx	106-92 L	12/1/99* Phx	128-122 W	11/17/07 Hou	115-105 W								
10/25/70 Phx	117-98 W	12/17/77 Hou	101-97 W	2/12/85 Hou	114-126 L	3/3/92* Phx	112-107 W	12/4/99 Hou	95-105 L	11/28/07 Phx	94-100 L								
11/28/70 Phx	116-117 L	1/25/78 Phx	118-96 W	2/20/85 Hou	122-126 L	4/18/92 Hou	100-97 W	3/7/00 Hou	108-101 W	3/22/08 Phx	122-113 W								
12/16/70 Phx	108-102 W	11/4/78 Hou	103-110 L	11/29/85 Phx	126-110 W	12/30/92 Phx	133-110 W	4/18/00 Phx	98-107 L	4/11/08 Hou	90-101 L								
12/11/70 S.D.	104-110 L	11/24/78 Phx	120-113 W	12/3/85 Hou	112-118 L	1/5/93 Hou	106-104 W	11/5/00 Phx	104-99 W	11/12/08 Phx	82-94 L								
3/21/71 S.D.	114-132 L	1/20/79 Phx	116-97 W	3/18/86 Hou	109-112 L	2/25/93 Hou	104-131 L	11/18/00 Hou	89-94 L	3/6/09 Hou	112-116 L								
10/16/71 Phx	128-108 W	3/17/79 Hou	122-134 L	4/4/86 Phx	89-112 L	4/19/93 Phx	97-111 L	3/11/01 Phx	94-92 W	4/7/09 Phx	114-109 W								
11/28/71 Hou	116-110 W	12/13/79 Phx	121-113 W	4/12/86 Hou	110-92 W	11/13/93 Hou	95-99 L	3/29/01 Hou	90-85 W	11/17/09 Hou	111-105 W								
12/11/71 Phx	124-111 L	1/5/80 Hou	110-111 L	12/10/86 Phx	109-117 L	12/25/93 Phx	111-91 W	11/4/01 Phx	100-103 L	1/6/10 Phx	118-110 W								
12/29/71 Hou	120-106 L	11/8/80 Hou	116-115 W	12/16/86 Hou	106-102 W	2/19/94 Hou	88-106 L	12/26/01 Hou	97-91 W	1/31/10 Hou	115-111 W								
11/10/72 Phx	115-109 W	11/30/80 Phx	117-114 W	1/13/87 Hou	100-118 L	3/27/94 Phx	113-98 W	3/2/02 Phx	97-104 L	4/11/10 Phx	116-106 W								
12/26/72 Hou	110-113 L	1/16/81 Phx	92-89 W	3/18/87 Phx	91-113 L	12/22/94 Hou	106-114 L	3/30/02 Hou	90-88 W										
2/3/73 Phx	132-123 W	1/28/81 Hou	100-106 L	4/7/87 Phx	117-104 W	2/5/95 Phx	100-124 L	11/15/02 Phx	88-87 W										
2/17/73 Hou	111-127 L	2/6/81 Phx	112-99 W	11/25/87 Phx	103-109 L	3/7/95 Hou	113-102 W	1/15/03 Phx	96-102 L										
11/27/73 Hou	111-125 L	11/25/81 Phx	128-114 W	1/9/88 Hou	98-104 L	3/24/95 Phx	97-99 L	2/19/03 Phx	89-107 L										
1/9/74 Phx	105-101 W	12/15/81 Hou	95-99 L	1/13/88 Phx	117-106 W	11/5/95 Phx	104-106 L	3/16/03 Phx	75-85 L										

*Overtime

**Double Overtime

San Diego Rockets

Suns Players Career Statistics vs. Rockets

PLAYER	G-GS	MIN	FG-FGA	PCT	3FG-FGA	PCT	FT-FTA	PCT	OFF	DEF	TOT	AST	PF-DQ	STL	TOT	BLK	PTS	AVG	HI
Childress	8-0	211	26-47	.553	1-7	.143	19-26	.731	16	19	35	11	21-0	7	12	4	72	9.0	18
Clark	1-0	9	1-4	.250	0-0	—	0-0	—	0	0	0	1	2-0	0	2	2	2	2.0	2
Dragic	6-0	78	11-21	.524	3-9	.333	8-10	.800	2	7	9	6	7-0	1	5	0	33	5.5	10
Dudley	7-0	134	14-25	.560	4-7	.571	7-10	.700	8	15	23	6	6-0	4	9	3	39	5.6	13
Frye	15-4	314	44-109	.404	11-28	.393	27-32	.844	13	54	67	11	44-2	5	11	10	126	8.4	22
Hill	25-24	845	150-290	.517	3-12	.250	70-91	.769	19	107	126	84	53-0	30	58	17	373	14.9	36
Jones	2-0	21	0-1	.000	0-0	—	0-0	—	1	1	2	0	2-0	0	1	1	0	0.0	0
Lopez	5-1	49	6-12	.500	0-0	—	4-8	.500	7	9	16	0	9-0	0	1	7	16	3.2	14
Nash	48-43	1547	270-546	.495	74-154	.481	113-137	.825	37	113	150	384	77-1	34	122	2	727	15.1	33
Richardson	28-28	1024	197-458	.430	49-142	.345	73-98	.745	46	136	182	86	78-0	38	55	10	516	18.4	39
Turkoglu	25-15	652	84-215	.391	21-57	.368	44-54	.815	21	79	100	50	60-1	20	37	5	233	9.3	23
Warrick	16-3	265	42-90	.467	0-2	.000	29-46	.630	19	37	56	9	23-0	4	19	5	113	7.1	18

Series Highlights & Top Performances

Phoenix swept the season series in 2009-10 and has won 18 of the last 25 games in the series, including seven of the last nine at home... In his first meeting against the Suns as a member of the Rockets on November 2, 1996, **Charles Barkley** grabbed a series and arena-record 33 rebounds in the Rockets' 110-95 win... March 24, 1995 in Phoenix, Barkley, then with Phoenix, grabbed a Suns' series-best 26 boards... March 9, 1969 in Phoenix, **Gail Goodrich** scored a series-high 47 points in the Suns' 146-133 win... February 5, 1982 in Houston, **Moses Malone** scored a Rockets' series-best 45 points in a 106-104 home win... February 25, 1993 in Houston, **Hakeem Olajuwon** recorded a series-high nine blocks... March 1, 1974 in Houston, Rocket **Mike Newlin** tallied a series-high eight steals.

By The Numbers:

Suns vs. Houston 2009-2010: 4-0

11/17/09 at Houston: Suns 111, Rockets 105

1/6/10 at Phoenix: Suns 118, Rockets 110

1/31/10 at Houston: Suns 115, Rockets 111

4/11/10 at Phoenix: Suns 116, Rockets 106

Suns largest margin of victory: 34 (109-75, 2/16/06)

Suns high point total: 146 (3/9/69)

Suns low point total: 75 (3/16/03)

Rockets largest margin of victory: 27 (131-104, 2/25/93)

Rockets high point total: 141 (3/15/69)

Rockets low point total: 71 (4/25/99)

All-Time Series Results:

Suns vs. Rockets at Phoenix: 61-30

Suns vs. Rockets at Houston: 37-53

Suns vs. Rockets overall: 98-83

HOME
Suns last win: 4/11/10 (116-106)AWAY
Suns last loss: 11/12/08 (94-82)

Streaks: Won three Won two

Indiana Pacers



125 South Pennsylvania St.
Indianapolis, IN 46204
(317) 917-2500
Fax: (317) 917-2599
www.pacers.com

2010-2011 vs. Suns:

December 3 at Phoenix
February 27 at Indiana

2009-2010 Finish:

32-50 (.390)
Fourth in Central Division

Playoffs:

Did not qualify

Owner, Chairman and CEO	Herbert Simon
President of Basketball Operations	Larry Bird
General Manager	David Morway
Head Coach	Jim O'Brien
Assistant Coaches	Dan Burke, Jay DeFruscio, Walter McCarty, Vitaly Potapenko, Frank Vogel, Jimmy Powell
Head Athletic Trainer/Team Administrator	Josh Corbeil
Director, Public Information	David Benner
Public Information Manager	Krissy Myers
Public Information Assistant	Tim Edwards
Home Court	Conseco Fieldhouse (18,165, built in 1999)
Team Colors	Blue, Gold
Radio	WIBC (93.1 FM) Mark Boyle, Bob Leonard, Kevin Lee
TV	FOX Sports Indiana Quinn Buckner, Chris Denari, Clark Kellogg, Stacy Paetz

2009-2010 Regular Season Stats – Suns vs. Pacers

PLAYER	G-GS	MIN	FG-FGA	PCT	3FG-FGA	PCT	FT-FTA	PCT	OFF	DEF	TOT	AST	PF-DQ	STL	TO	BLK	PTS	AVG	HI
Stoudemire	2-2	73	16-35	.457	0-0	—	19-23	.826	4	7	11	2	9-0	0	1	3	51	25.5	30
Hill	2-2	56	9-18	.500	0-1	.000	18-18	1.000	2	12	14	6	9-1	0	1	0	36	18.0	22
Richardson	2-2	75	12-26	.462	5-8	.625	4-6	.667	6	12	18	3	4-0	1	2	2	33	16.5	20
Nash	2-2	65	14-29	.483	1-5	.200	3-3	1.000	0	7	7	14	4-0	1	6	0	32	16.0	20
Barbosa	1-0	25	3-12	.250	1-3	.333	4-4	1.000	0	2	2	0	3-0	1	1	0	11	11.0	11
Dragic	1-0	21	5-9	.556	1-2	.500	0-0	—	0	1	1	4	2-0	1	0	0	11	11.0	11
Dudley	2-0	56	5-13	.385	3-7	.429	3-4	.750	6	11	17	2	4-0	2	5	1	16	8.0	11
Frye	2-1	40	5-13	.385	3-6	.500	2-3	.667	2	11	13	1	7-0	2	1	2	15	7.5	8
Amundson	2-0	31	6-10	.600	0-0	—	2-5	.400	6	5	11	2	8-0	1	3	2	14	7.0	10
Lopez	1-1	25	1-6	.167	0-0	—	2-2	1.000	3	5	8	0	2-0	0	0	1	4	4.0	4
Collins	1-0	0	0-0	—	0-0	—	2-3	.667	0	0	0	0	0-0	0	0	0	2	2.0	2
Clark	2-0	13	1-7	.143	0-0	—	0-0	—	0	0	0	0	4-0	0	0	0	2	1.0	2
SUNS	2	480	77-178	.433	14-32	.438	59-71	.831	29	73	102	34	56-1	9	20	11	227	113.5	114

PLAYER	G-GS	MIN	FG-FGA	PCT	3FG-FGA	PCT	FT-FTA	PCT	OFF	DEF	TOT	AST	PF-DQ	STL	TO	BLK	PTS	AVG	HI
Granger	2-2	81	20-45	.444	8-16	.500	9-13	.692	3	12	15	3	9-0	2	4	1	57	28.5	33
Dunleavy	2-0	36	11-19	.579	5-10	.500	10-10	1.000	2	2	4	4	7-0	0	1	3	37	18.5	30
Hibbert	2-1	50	9-21	.429	0-0	—	18-19	.947	6	8	14	2	12-2	0	3	7	36	18.0	22
Murphy	2-2	70	12-34	.353	2-11	.182	2-2	1.000	8	22	30	3	5-0	2	2	4	28	14.0	19
D. Jones	1-0	25	3-6	.500	0-0	—	5-7	.714	0	9	9	3	1-0	0	0	1	11	11.0	11
Watson	2-1	59	5-8	.625	1-2	.500	9-10	.900	1	4	5	13	9-0	3	5	2	20	10.0	14
Ford	1-1	34	3-12	.250	0-1	.000	1-2	.500	2	3	5	5	0-0	2	1	0	7	7.0	7
McRoberts	1-0	17	3-7	.429	0-0	—	1-3	.333	3	0	3	1	4-0	0	1	0	7	7.0	7
Rush	2-1	54	3-14	.214	3-9	.333	4-4	1.000	0	7	7	2	3-0	2	1	6	13	6.5	13
Hansbrough	1-1	10	1-5	.200	0-0	—	1-2	.500	3	0	3	1	1-0	0	0	0	3	3.0	3
Head	1-1	13	1-2	.500	1-2	.500	0-0	—	0	2	2	2	0-0	2	2	0	3	3.0	3
S. Jones	1-0	5	0-0	—	0-0	—	2-2	1.000	0	0	0	0	1-0	0	0	0	2	2.0	2
Price	2-0	27	1-6	.167	1-4	.250	0-0	—	0	1	1	4	2-0	0	2	1	3	1.5	3
PACERS	2	480	72-179	.402	21-55	.382	62-74	.838	28	70	98	40	54-2	13	22	23	227	113.5	122

Series Scores & Summary

Date	Site	Final	W/L	Date	Site	Final	W/L	Date	Site	Final	W/L	Date	Site	Final	W/L
11/11/76	Phx	108-98	W	1/21/83	Phx	117-118	L	3/21/93	Phx	108-109	L	3/30/03	Ind	81-92	L
11/30/76	Ind	97-103	L	1/6/84	Ind	88-104	L	4/4/93	Ind	110-100	W	12/1/03	Phx	82-89	L
1/21/77	Phx	125-96	W	3/9/84	Phx	130-110	W	12/20/93	Phx	102-94	W	1/28/04	Ind	79-101	L
2/16/77	Ind	93-111	L	2/7/85	Phx	105-97	W	3/16/94	Ind	98-109	L	1/9/05	Phx	124-89	W
11/13/77	Phx	116-107	W	2/17/85	Ind	115-97	W	1/26/95	Ind	92-86	W	1/14/05	Ind	83-101	L
11/25/77	Ind	118-110	W	11/9/85	Ind	105-127	L	3/10/95	Phx	97-112	L	11/30/05	Phx	109-91	W
2/18/78	Phx	114-101	W	1/11/86	Phx	128-99	W	1/23/96	Ind	102-117	L	3/30/06	Ind	114-104	W
3/21/78	Ind	115-119	L	1/24/87	Ind	104-103	W	3/5/96	Phx	108-95	W	2/27/07	Ind	103-92	W
11/22/78	Ind	115-110	W	2/11/87	Phx	105-121	L	12/8/96	Phx	106-93	W	3/2/07	Phx	115-90	W
1/13/79	Phx	99-102	L	1/24/88	Ind	109-128	L	1/3/97	Ind	104-117	L	12/4/07	Ind	121-117	W
2/28/79	Phx	103-102	W	2/12/88	Phx	102-107	L	12/7/97*	Phx	97-99	L	1/9/08*	Phx	129-122	W
3/11/79	Ind	111-112	L	11/16/88	Phx	123-104	W	1/6/98	Ind	81-80	W	11/5/08	Ind	113-103	W
11/14/79	Phx	104-100	W	3/10/89	Ind	116-121	L	1/25/00	Ind	87-93	L	1/7/09	Phx	110-113	L
2/24/80	Ind	113-105	W	12/20/89*	Phx	130-131	L	3/2/00	Phx	118-87	W	1/13/10	Ind	114-122	L
11/4/80	Phx	109-108	W	3/9/90	Ind	134-130	W	1/11/01	Phx	93-85	W	3/6/10	Phx	113-105	W
12/10/80	Ind	90-102	L	12/5/90	Ind	121-126	L	4/3/01	Ind	81-85	L				
11/12/81	Phx	95-93	W	3/18/91	Phx	111-103	W	2/28/02*	Phx	107-100	W				
1/5/82	Ind	82-87	L	11/5/91	Phx	105-111	L	4/5/02	Ind	87-97	L				
1/7/83	Ind	108-101	W	12/4/91	Ind	114-108	W	12/6/02	Phx	102-96	W				

*Overtime

Suns Players Career Statistics vs. Pacers

PLAYER	G-GS	MIN	FG-FGA	PCT	3FG-FGA	PCT	FT-FTA	PCT	OFF	DEF	TOT	AST	PF-DQ	STL	TO	BLK	PTS	AVG	HI
Childress	12-2	377	48-94	.511	5-12	.417	35-42	.833	35	47	82	21	25-0	15	17	7	136	11.3	26
Clark	2-0	13	1-7	.143	0-0	—	0-0	—	0	0	0	0	4-0	0	0	0	2	1.0	2
Dragic	2-0	36	6-13	.462	1-2	.500	0-0	—	0	3	3	6	4-0	4	0	0	13	6.5	11
Dudley	7-1	139	14-36	.389	3-7	.429	15-18	.833	11	21	32	8	10-0	2	6	1	46	6.6	19
Frye	9-4	145	22-46	.478	3-7	.429	7-10	.700	8	33	41	3	21-3	3	6	2	54	6.0	14
Hill	35-35	1288	262-523	.501	2-11	.182	205-269	.762	47	195	242	163	92-1	54	104	17	731	20.9	38
Jones	2-0	13	0-1	.000	0-0	—	0-0	—	1	2	3	0	2-0	0	1	0	0	0.0	0
Lopez	2-2	30	1-6	.167	0-0	—	4-6	.667	3	5	8	0	6-0	0	0	2	6	3.0	4
Nash	26-22	808	148-301	.492	45-85	.529	58-62	.935	13	73	86	194	51-0	16	78	0	399	15.3	31
Richardson	19-19	654	114-280	.407	24-86	.279	60-83	.723	25	81	106	41	50-0	18	43	10	312	16.4	28
Turkoglu	27-18	785	111-273	.407	29-93	.312	58-77	.753	14	83	97	80	68-0	23	57	7	309	11.4	27
Warrick	11-0	145	20-46	.435	1-3	.333	16-25	.640	8	16	24	1	16-0	5	10	4	57	5.2	21

Series Highlights & Top Performances

Phoenix split the past two season series and has won nine of the last 12 contests overall... On Jan. 9, 2005, the Suns recorded the largest margin of victory in the series with a 124-89 win at Phoenix... February 11, 1987 in Phoenix, Pacer **Chuck Person** (the older brother of former Suns guard **Wesley Person**) rifled in a series-best 42 points... March 9, 1990 in Indiana, **Tom Chambers** scored a Suns series-best 41 points as Phoenix outpaced Indiana in the highest scoring game in series history, 134-130... January 26, 1995 in Indiana, **Charles Barkley** grabbed 19 rebounds and matched Suns forward **Garfield Heard's** series-high set November 30, 1976... Pacers **Dan Roundfield** (March 21, 1978) and **Dale Davis** (March 21, 1993) share Indiana's series-high with 17 rebounds.

By The Numbers:

Suns vs. Indiana 2009-2010: 1-1

1/13/10 at Indiana: Pacers 122, Suns 114

3/6/10 at Phoenix: Suns 113, Pacers 105

All-Time Series Results:

Suns vs. Pacers at Phoenix: 25-11

Suns vs. Pacers at Indiana: 15-21

Suns vs. Pacers overall: 40-32

Suns largest margin of victory: 35 (124-89, 1/9/05)

Suns high point total: 134 (3/9/90)

Suns low point total: 79 (1/28/04)

Pacers largest margin of victory: 22 (127-105, 11/9/85)

Pacers high point total: 131 (12/20/89*)

Pacers low point total: 80 (1/6/98)

	HOME	AWAY
Suns last win:	3/6/10 (113-105)	11/5/08 (113-103)
Suns last loss:	1/7/09 (113-110)	1/13/10 (122-114)
Streaks:	Won one	Lost one

Los Angeles Clippers



6951 S. Centinela Ave.
Playa Vista, CA 90094
(310) 862-6000
Fax: (310) 862-6029
www.clippers.com

2010-2011 vs. Suns:

November 26 at Phoenix
December 26 at Los Angeles
March 20 at Los Angeles
April 1 at Phoenix

2009-2010 Finish:

29-53 (.354)

Third in Pacific Division

Playoffs:

Did not qualify

Chairman of the Board, Owner & NBA Governor Donald T. Sterling

President & NBA Alternate Governor Andy Roeser

Head Coach Vinny Del Negro

Assistant Coaches
Dean Demopoulos
Marc Iavaroni
Robert Pack

Head Athletic Trainer Jasen Powell

Vice President of Communications Joe Safety

Director of Communications Rob Raichlen

Assistant Director of Communications Seth Burton

Assistant Director of Media Services Ta'Nisha Cooper

Media Services Coordinator Steven Esparza

Home Court STAPLES Center (19,060, built in 1999)

Team Colors Red, White, Blue

Radio KFVB (980 AM) Brian Sieman

TV
Prime Ticket (Cable)
Ralph Lawler, Michael Smith

2009-2010 Regular Season Stats – Suns vs. Clippers

PLAYER	G-GS	MIN	FG-FGA	PCT	3FG-FGA	PCT	FT-FTA	PCT	OFF	DEF	TOT	AST	PF-DQ	STL	TO	BLK	PTS	AVG	HI
Stoudemire	4-4	132	33-50	.660	0-0	—	26-32	.813	12	19	31	6	9-0	5	9	6	92	23.0	30
Richardson	3-3	84	21-40	.525	7-16	.438	5-6	.833	1	18	19	6	5-0	3	5	0	54	18.0	22
Hill	4-4	129	24-42	.571	3-3	1.000	14-14	1.000	5	24	29	18	9-0	2	2	2	65	16.3	19
Barbosa	2-1	61	10-24	.417	3-8	.375	6-6	1.000	0	2	2	6	3-0	2	1	1	29	14.5	17
Frye	4-2	95	21-37	.568	11-18	.611	3-4	.750	2	7	9	5	14-0	6	4	2	56	14.0	23
Dudley	4-0	103	17-25	.680	10-15	.667	9-10	.900	6	11	17	5	8-0	5	1	2	53	13.3	18
Nash	4-4	121	17-37	.459	3-14	.214	11-11	1.000	1	6	7	40	3-0	3	11	0	48	12.0	24
Lopez	3-2	67	15-25	.600	0-0	—	5-12	.417	8	10	18	0	3-0	0	4	0	35	11.7	30
Dragic	4-0	71	10-22	.455	3-7	.429	2-4	.500	1	9	10	23	5-0	1	10	0	25	6.3	13
Clark	3-0	34	5-14	.357	0-0	—	2-2	1.000	2	5	7	1	0-0	1	2	1	12	4.0	6
Amundson	4-0	55	4-9	.444	0-0	—	6-8	.750	6	16	22	1	7-0	0	5	2	14	3.5	5
Griffin	2-0	4	1-1	1.000	0-0	—	0-2	.000	0	0	0	0	0-0	0	0	1	2	1.0	2
Collins	1-0	3	0-1	.000	0-0	—	0-0	—	0	0	0	0	0-0	0	0	0	0	0.0	0
SUNS	4	960	178-327	.544	40-81	.494	89-111	.802	44	127	171	111	66-0	28	56	17	485	121.3	127

PLAYER	G-GS	MIN	FG-FGA	PCT	3FG-FGA	PCT	FT-FTA	PCT	OFF	DEF	TOT	AST	PF-DQ	STL	TO	BLK	PTS	AVG	HI
Kaman	4-4	122	34-61	.557	0-0	—	9-11	.818	13	20	33	6	11-0	2	13	4	77	19.3	24
Gordon	4-4	143	26-55	.473	10-22	.455	11-16	.688	3	5	8	12	3-0	4	8	0	73	18.3	25
Butler	4-3	137	26-47	.553	9-21	.429	6-8	.750	4	10	14	7	4-0	2	2	3	67	16.8	22
Blake (TOT)	4-1	127	16-28	.571	10-18	.556	4-4	1.000	1	9	10	27	6-0	4	7	3	46	11.5	20
Blake (LAC)	2-0	51	5-9	.556	4-6	.667	0-0	—	0	5	5	13	3-0	2	5	1	14	7.0	14
Camby	2-2	50	10-17	.588	0-1	.000	3-6	.500	4	12	16	4	3-0	3	2	3	23	11.5	23
B. Davis	4-4	127	15-38	.395	5-14	.357	7-10	.700	0	11	11	39	13-0	9	8	3	42	10.5	13
Outlaw	2-0	40	8-22	.364	4-10	.400	1-2	.500	1	3	4	2	2-0	0	1	1	21	10.5	18
Gooden (TOT)	4-2	94	16-40	.400	0-0	—	7-9	.778	10	13	23	5	18-1	2	7	2	39	9.8	15
Gooden (LAC)	2-2	57	11-25	.440	0-0	—	7-8	.875	6	7	13	3	9-0	2	3	0	29	14.5	15
Thornton	2-1	50	7-16	.438	0-0	—	3-3	1.000	6	3	9	1	8-0	1	0	17	8.5	9	
Smith	3-0	47	10-19	.526	0-0	—	5-8	.625	0	8	8	1	4-0	0	4	0	25	8.3	16
R. Davis	1-0	16	3-6	.500	0-2	.000	0-0	—	0	0	0	0	0-0	0	2	0	6	6.0	6
Telfair	2-0	32	4-10	.400	0-1	.000	1-2	.500	1	2	3	4	8-0	2	3	1	9	4.5	5
Brown (TOT)	3-0	23	4-12	.333	0-4	.000	0-0	—	0	2	2	5	2-0	0	3	0	8	2.7	6
Brown (LAC)	1-0	3	1-3	.333	0-2	.000	0-0	—	0	0	0	0	1-0	0	1	0	2	2.0	2
Jordan	2-0	40	1-4	.250	0-0	—	2-4	.500	2	7	9	2	8-0	1	0	1	4	2.0	3
Skinner	1-0	13	0-2	.000	0-0	—	2-2	1.000	1	2	3	0	2-0	1	0	2	2	2.0	2
Novak	3-0	21	1-7	.143	0-5	.000	0-0	—	0	2	2	0	2-0	1	0	0	2	0.7	2
Collins	1-0	7	0-2	.000	0-1	.000	0-0	—	0	0	0	1	1-0	0	0	0	0	0.0	0
Rush	1-0	3	0-0	—	0-0	—	0-0	—	0	1	1	0	1-0	0	0	0	0	0.0	0
CLIPPERS	4	960	162-343	.472	32-85	.376	57-80	.713	41	98	139	95	83-0	29	56	19	413	103.3	112

Series Scores & Summary

Date	Site	Final	%	Date	Site	Final	%	Date	Site	Final	%	Date	Site	Final	%	Date	Site	Final	%
11/2/70	Phx	110-102	W	3/25/78	Phx	112-106	W	1/11/84	Phx	129-104	W	3/4/89	Phx	133-91	W	2/28/95	L.A.	99-110	L
11/24/70	Buf#	106-112	L	10/13/78	Phx	128-114	W	1/26/84	S.D.	101-119	L	3/25/89	L.A.	123-103	W	1/3/95	L.A.	106-112	L
1/26/71	Phx	114-82	W	12/17/78	S.D.	110-116	L	2/29/84	S.D.	95-102	L	4/8/89	L.A.	115-97	W	1/5/96	L.A.	88-94	L
2/14/71	Buf	108-97	W	4/6/79	Phx	118-117	W	3/27/84	Phx	115-109	W	12/1/89	Phx	111-90	W	1/9/96	Phx	100-105	L
11/3/71	Buf	102-98	W	4/7/79	S.D.	116-120	L	10/30/84	Phx	99-96	W	12/23/89	Phx	104-100	W	3/24/96	Phx	103-92	W
12/30/71	Phx	123-102	W	11/7/79	Phx	102-114	L	11/25/84	L.A.	109-114	L	2/13/90	L.A.	118-96	W	12/16/96	Ana	121-122	L
1/7/72	Buf	123-110	W	11/20/79	S.D.	110-117	L	12/30/84	L.A.	117-109	W	4/7/90	L.A.	115-108	W	2/14/97	Phx	110-93	W
3/5/72	Phx	131-103	W	1/19/80	Phx	131-123	W	1/11/85	Phx	84-98	L	11/14/90	L.A.	102-108	L	3/13/97	L.A.	112-96	W
12/2/72	Buf	97-108	L	1/29/80	S.D.	121-133	L	3/28/85	L.A.	110-116	L	11/16/90	Phx	121-110	W	3/18/97	Phx	111-121	L
2/14/73	Phx	124-107	W	3/15/80	S.D.	109-120	L	3/30/85	L.A.	114-123	L	2/20/91	L.A.	113-93	W	10/31/97	Phx	110-100	W
2/23/73	Phx	125-106	W	3/30/80	Phx	122-104	W	12/14/85	L.A.	114-92	W	3/25/91	L.A.	94-96	L	11/8/97	Ana	123-105	W
3/21/73	Phx	134-124	W	10/19/80	S.D.	102-84	W	1/29/86	L.A.	118-108	W	4/17/91	Phx	105-100	W	2/27/98	L.A.	104-99	W
11/20/73	Phx	100-127	L	10/29/80	Phx	105-89	W	2/6/86	Phx	116-104	W	11/6/91	L.A.	87-111	L	3/9/98	Phx	134-105	W
12/29/73	Phx	108-120	L	11/11/80	S.D.	109-107	W	2/11/86	L.A.	112-120	L	11/22/91	Phx	105-97	W	2/5/99	L.A.	101-92	W
3/12/74	Buf	94-124	L	2/10/81	S.D.	107-93	W	3/28/86	Phx	96-107	L	2/14/92	L.A.	97-104	L	2/13/99	*Phx	107-104	W
3/22/74	Phx	126-119	W	2/13/81	Phx	110-94	W	4/13/86	Phx	118-99	W	4/6/99	L.A.	88-83	W	2/20/07	L.A.	115-90	W
11/23/74	Phx	104-117	L	3/27/81	Phx	124-100	W	11/1/86	L.A.	111-117	L	3/20/92	Phx	101-114	L	11/30/99	L.A.	94-80	W
12/27/74	Phx	92-108	L	12/1/81	Phx	117-94	W	12/6/86	Phx	109-107	W	11/7/92	Phx	111-105	W	2/2/00	Phx	114-68	W
12/27/75	Phx	108-96	W	12/8/81	S.D.	110-121	L	1/17/87	Phx	132-101	W	11/23/92	L.A.	107-111	W	4/11/00	L.A.	95-88	W
2/18/75	Tor	109-124	L	1/16/82	Phx	106-87	W	3/27/87	Phx	130-117	W	2/6/93	L.A.	108-112	L	4/14/00	Phx	112-88	W
11/8/75	Buf	105-110	L	1/27/82	S.D.	92-99	L	4/4/87	L.A.	128-125	W	2/10/93	Phx	122-100	W	11/25/00	L.A.	95-89	W
11/26/75	Phx	107-106	W	3/31/82	Phx	127-106	W	4/18/87	Phx	121-106	W	4/12/93	L.A.	104-111	L	12/15/00	Phx	80-88	L
1/15/76	Phx	119-126	L	4/13/82	S.D.	105-94	W	11/20/87	Phx	96-112	L	11/9/93	L.A.	114-99	W	1/3/01	Phx	98-95	W
1/20/76	Phx	103-112	L	12/19/82	S.D.	113-99	W	12/6/87	L.A.	97-96	W	12/18/93	Phx	116-109	W	4/16/01	L.A.	80-100	L
12/14/76	Buf	99-108	L	12/4/82	Phx	103-113	L	2/14/88	L.A.	121-102	W	2/18/94	Phx	108-106	W	11/10/01	L.A.	102-111	L
12/23/76	Phx	107-92	W	1/15/83	Phx	114-101	W	2/9/88	Phx	106-100	W	3/31/94	L.A.	117-102	W	12/18/01	Phx	92-96	L
2/22/77	Phx	114-115	L	2/10/83	S.D.	100-101	L	2/10/88	L.A.	95-101	L	4/22/94	Phx	127-121	W	3/23/02	L.A.	97-94	W
3/24/77	Phx	102-107	L	4/15/83	S.D.	113-101	W	3/21/88	Phx	107-99	W	11/12/94	L.A.	108-101	W	3/29/02	Phx	94-96	L
12/14/77	Phx	113-103	W	4/17/83	Phx	110-101	W	11/12/88	L.A.	127-138	L	11/23/94	Phx	140-109	W	12/20/02	L.A.	87-76	W
12/17/78	Buf	107-92	W	12/10/83	Phx	109-93	W	12/13/88	L.A.	116-106	W	1/14/95	L.A.	134-108	W	12/27/02	Phx	108-95	W
2/21/78	Phx	114-111	W	12/23/83	S.D.	121-115	W	2/9/89	Phx	120-113	W	2/24/95	Phx	118-106	W	1/31/03	L.A.	98-92	W

*Overtime # Buffalo Braves % San Diego Clippers

Suns Players Career Statistics vs. Clippers

PLAYER	G-GS	MIN	FG-FGA	PCT	3FG-FGA	PCT	FT-FTA	PCT	OFF	DEF	TOT	AST	PF-DQ	STL	TO	BLK	PTS	AVG	HI	
Childress	8-4	252	37-64	.578	3-5	.600	17-20	.850	13	26	39	15	19-0	14	12	8	94	11.8	23	
Clark	3-0	34	5-14	.357	0-0	—	2-2	1.000	2	5	7	1	0-0	1	2	1	12	4.0	6	
Dragic	6-0	116	19-35	.543	5-9	.556	6-10	.600	3	14	17	27	12	1	1	15	0	49	8.2	13
Dudley	7-0	144	24-38	.632	11-16	.688	9-12	.750	10	17	27	8	12-0	11	2	3	68	9.7	18	
Frye	14-3	258	47-95	.495	11-19	.579	9-13	.692	15	31	46	15	29-0	11	17	4	114	8.1	23	
Hill	27-27	921	214-370	.578	11-21	.524	143-176	.813	36	138	174	131	58-0	24	64	20	582	21.6	39	
Jones	2-0	14	0-0	—	0-0	—	1-6	.167	1	2	3	0	3-0	0	0	0	1	0.5	1	
Lopez	5-2	85	17-30	.567	0-0	—	7-16	.438	8	14	22	1	6-0	1	5	0	41	8.2	30	
Nash	53-44	1571	254-516	.492	80-175	.457	138-151	.914	29	109	138	447	77-0	47	132	3	726	13.7	28	
Richardson	29-27	1012	208-478	.435	51-140	.364	75-111	.676	52	121	173	86	62-0	39	53	13	542	18.7	30	
Turkoglu	26-10	640	90-225	.400	21-68	.309	36-49	.735	17	78	95	74	59-0	13	31	9	237	9.1	28	
Warrick	13-5	343	62-121	.512	1-4	.250	29-35	.829	17	25	42	18	36-1	4	11	6	154	11.8	22	

Series Highlights & Top Performances

The Suns swept the series for the second consecutive season in 2009-10 and have won 37 of the last 51 meetings... In **Alvin Gentry's** debut as the Suns head coach on February 17, 2009, Phoenix tied a USAC record with 81 points in the first half of a 140-100 win at US Airways Center, the largest margin of victory following a coaching change in NBA history... February 2, 2000, Phoenix held the Clippers to 68 points, the second-lowest total at USAC and fourth-lowest overall by a Suns opponent... That game was a 114-68 win, which was then the Suns' largest margin of victory (46 points) at USAC... November 12, 1988 in L.A., **Eddie Johnson** scored a Suns series-high 45, including team records of 43 second-half and 23 fourth quarter points... January 19, 1980 in Phoenix, Clipper **Freeman Williams** scored a series-high 51 points... November 7, 1992, **Charles Barkley** grabbed a series-high 21 boards and added 37 points in the first-ever game at USAC, a 111-105 Suns win... November 9, 1993 in Los Angeles, **Dan Majerte** nailed a club-record eight treys in a 114-99 win.

By The Numbers:

Suns vs. Clippers 2009-2010: 4-0

10/28/09 at L.A.: Suns 109, Clippers 107

12/25/09 at Phoenix: Suns 124, Clippers 93

2/26/10 at Phoenix: Suns 125, Clippers 112

3/3/10 at L.A.: Suns 127, Clippers 101

Suns largest margin of victory: 46 (114-68, 2/2/00)

Suns high point total: 142 (2/18/09)

Suns low point total: 80 (4/16/01)

Clippers largest margin of victory: 31 (124-93, 12/25/09)

Clippers high point total: 138 (11/12/88*)

Clippers low point total: 68 (2/2/00)

All-Time Series Results:

Suns vs. Clippers at Phoenix: 70-21

Suns vs. Clippers on road: 50-43

Suns vs. Clippers overall: 120-64

	HOME	AWAY
Suns last win:	2/26/10 (125-112)	3/3/10 (127-101)
Suns last loss:	4/17/07 (103-99)	1/15/08 (97-90)
Streaks:	Won six	Won four

Los Angeles Lakers



555 N. Nash Street
El Segundo, CA 90245
(310) 426-6000
Fax: (310) 426-6106
www.lakers.com

2010-2011 vs. Suns:

October 29 at Phoenix
November 14 at Los Angeles
January 5 at Phoenix
March 22 at Los Angeles

2009-2010 Finish:

57-25 (.695)

First in Pacific Division

Playoffs:

Defeated Oklahoma City 4-2
Defeated Utah 4-0
Defeated Phoenix 4-2
Defeated Boston 4-3

Owner, President, Governor, Director Dr. Jerry H. Buss

General Manager Mitch Kupchak

Head Coach Phil Jackson

Assistant Coaches
Jim Cleamons
Frank Hamblen
Chuck Person
Brian Shaw

Head Athletic Trainer Gary Vitti

Vice President, Public Relations John Black

Senior Manager, Public Relations Alison Bogli, Josh Rupperecht

Coordinator, Public Relations Nick Mazzella

Assistant, Public Relations Matt Fleer

Home Court STAPLES Center (18,997, built in 1999)

Team Colors Purple, Gold

Radio
ESPN Radio (710 AM) Spero Dedes, Mychal Thompson
KWKW (1330 AM Spanish), ESPN Deportes
Fernando Gonzalez, Pepe Mantilla

TV FOX Sports West, KCAL (Ch. 9) Joel Meyers, Stu Lantz

2009-2010 Regular Season Stats – Suns vs. Lakers

PLAYER	G-GS	MIN	FG-FGA	PCT	3FG-FGA	PCT	FT-FTA	PCT	OFF	DEF	TOT	AST	PF-DQ	STL	TO	BLK	PTS	AVG	HI
Stoudemire	4-4	123	32-70	.457	0-0	—	17-22	.773	10	25	35	1	12-0	1	8	1	81	20.3	29
Nash	4-4	119	20-42	.476	8-18	.444	7-7	1.000	0	5	5	36	3-0	0	13	0	55	13.8	16
Dudley	4-0	99	15-32	.469	9-14	.643	6-11	.545	9	10	19	5	9-0	4	3	2	45	11.3	19
Barbosa	2-0	36	7-19	.368	2-5	.400	4-4	1.000	1	2	3	2	0-0	1	0	0	20	10.0	11
Hill	4-4	111	15-33	.455	1-2	.500	9-10	.900	4	18	22	6	4-0	4	7	1	40	10.0	13
Richardson	4-4	117	13-42	.310	3-21	.143	6-8	.750	5	9	14	6	10-0	3	1	0	35	8.8	16
Frye	3-3	92	10-30	.333	4-18	.222	2-2	1.000	1	20	21	5	10-0	2	5	2	26	8.7	14
Dragic	4-0	79	11-31	.355	3-11	.273	7-9	.778	4	5	9	10	8-0	1	8	0	32	8.0	14
Lopez	3-1	56	11-17	.647	0-0	—	0-2	.000	5	4	9	0	7-0	2	0	1	22	7.3	8
Amundson	3-0	47	9-15	.600	0-0	—	3-5	.600	10	11	21	2	6-0	1	1	4	21	7.0	11
Clark	3-0	33	6-15	.400	0-0	—	4-6	.667	4	5	9	1	0-0	0	3	1	16	5.3	10
Tucker	2-0	11	1-5	.200	0-1	.000	5-6	.833	1	1	2	0	0-0	0	0	0	7	3.5	7
Collins	3-0	33	2-3	.667	0-0	—	0-2	.000	4	5	9	2	3-0	0	1	0	4	1.3	4
Griffin	1-0	6	0-1	.000	0-0	—	0-0	—	0	0	0	0	1-0	0	0	1	0	0.0	0
SUNS	4	960	152-355	.428	30-90	.333	70-94	.745	58	120	178	76	73-0	19	53	13	404	101.0	118

PLAYER	G-GS	MIN	FG-FGA	PCT	3FG-FGA	PCT	FT-FTA	PCT	OFF	DEF	TOT	AST	PF-DQ	STL	TO	BLK	PTS	AVG	HI
Bryant	4-4	147	43-79	.544	4-14	.286	20-27	.741	4	24	28	17	8-0	2	13	0	110	27.5	34
Bynum	4-4	129	30-49	.612	0-1	.000	11-19	.579	17	22	39	4	11-0	2	5	6	71	17.8	26
Gasol	3-3	106	18-31	.581	0-0	—	6-11	.545	4	13	17	11	5-0	3	5	5	42	14.0	15
Artest	3-3	97	12-30	.400	6-17	.353	5-8	.625	2	5	7	10	7-0	8	5	1	35	11.7	15
Brown	4-0	67	15-26	.577	5-9	.556	6-8	.750	0	5	5	3	6-0	1	5	0	41	10.3	12
Fisher	4-4	105	11-28	.393	5-13	.385	5-6	.833	0	8	8	10	9-0	6	1	0	32	8.0	15
Odom	4-2	102	12-31	.387	1-4	.250	0-2	.000	6	31	37	12	12-0	2	8	4	25	6.3	9
Farmar	4-0	64	8-23	.348	4-7	.571	3-4	.750	1	7	8	11	6-0	2	3	0	23	5.8	11
Powell	4-0	37	9-16	.563	1-2	.500	1-1	1.000	5	7	12	4	6-0	2	1	0	20	5.0	14
Vujacic	4-0	45	5-10	.500	4-6	.667	2-2	1.000	0	3	3	3	7-0	1	1	1	16	4.0	6
Morrison	4-0	30	5-12	.417	2-5	.400	0-0	—	3	3	6	1	7-0	0	1	0	12	3.0	7
Walton	1-0	9	1-2	.500	1-1	1.000	0-0	—	0	1	1	4	1-0	0	1	0	3	3.0	3
Mbenga	3-0	22	2-9	.222	0-0	—	0-0	—	3	1	4	0	3-0	1	2	3	4	1.3	4
LAKERS	4	960	171-346	.494	33-79	.418	59-88	.670	45	130	175	90	88-0	30	52	20	434	108.5	121

Series Score & Summary

Date	Site	Final %	Date	Site	Final %	Date	Site	Final %	Date	Site	Final %	Date	Site	Final %	Date	Site	Final %
11/3/88	Phx	109-127 L	2/1/74	L.A.	110-121 L	11/21/80	L.A.	88-116 L	2/24/87	Phx	93-97 L	1/20/94	L.A.	102-107 L	3/27/02	Phx	118-106 W
12/3/88	L.A.	108-122 L	2/2/74	Phx	119-112 W	12/27/80	Phx	116-106 W	2/25/87	L.A.	91-99 L	2/8/94	L.A.	104-107 L	1/4/03	Phx	107-93 W
12/25/88	Phx	99-119 L	10/27/74	L.A.	116-123 L	3/1/81	L.A.	101-96 W	3/24/87	Phx	108-93 W	2/18/94	Phx	113-96 W	1/5/03	L.A.	97-109 L
2/8/89	Phx	104-122 L	12/14/74	L.A.	105-111 L	3/28/81	Phx	126-114 W	4/12/87	L.A.	104-119 L	4/13/94	Phx	117-88 W	1/29/03	Phx	90-99 L
2/9/89	L.A.	116-134 L	12/17/74	Phx	92-88 W	11/6/81	L.A.	101-99 W	12/15-87	L.A.	97-122 L	12/30/94	Phx	112-127 L	4/6/03*	L.A.	113-115 L
2/28/89	L.A.	117-121 L	12/8/74	L.A.	102-107 L	11/14/81	Phx	97-98 L	1/16/88	Phx	96-107 L	1/11/95	L.A.	118-108 W	11/1/03	Phx	99-103 L
11/1/89	L.A.	122-120 W	12/21/74	Phx	114-104 W	12/25/81	Phx	101-104 L	2/28/88	L.A.	97-111 L	2/1/95	Phx	118-109 W	12/21/03	L.A.	101-107 L
11/14/89	L.A.	112-127 L	1/31/75	Phx	105-101 W	1/28/82	L.A.	87-97 L	3/18/88	Phx	102-95 W	3/1/95	L.A.	101-93 W	1/19/04	L.A.	88-85 W
11/15/89	Phx	114-111 W	3/20/75	L.A.	90-104 L	4/2/82	L.A.	100-99 W	4/15/88	L.A.	114-117 L	4/15/95	Phx	119-115 W	2/22/04	Phx	92-104 L
12/4/89	Phx	119-109 W	4/2/75	Phx	108-106 W	4/18/82	Phx	115-120 L	4/22/88	Phx	112-117 L	11/25/95	Phx	114-113 W	11/19/04	Phx	107-102 W
1/4/70	L.A.	112-120 L	11/14/75	L.A.	107-114 L	11/16/82	Phx	113-105 W	12/7/88	L.A.	111-125 L	11/29/96	L.A.	96-107 L	12/8/04	L.A.	113-110 W
1/25/70	L.A.	106-118 L	12/13/75	Phx	116-108 W	12/8/82	L.A.	86-89 L	12/26/88	Phx	111-96 W	3/8/96	Phx	97-119 L	4/15/05	Phx	125-99 W
2/7/70*	Phx	121-117 W	1/28/76	L.A.	118-121 L	12/18/82	Phx	126-100 W	2/1/89	Phx	114-97 W	4/14/96	L.A.	114-118 L	4/11/05	L.A.	108-97 W
11/27/70	L.A.	116-105 W	3/20/76	Phx	106-93 W	3/16/83	L.A.	95-104 L	2/26/89	L.A.	122-134 L	11/1/96	L.A.	82-96 L	11/3/05	L.A.	122-112 W
12/8/70	Phx	112-121 L	3/28/76	L.A.	100-97 W	4/7/83	Phx	109-117 L	3/26/89	L.A.	116-118 L	11/17/96	Phx	88-102 L	1/20/06	Phx	106-93 W
12/27/70	L.A.	110-128 L	4/8/76	Phx	113-98 W	4/10/83	L.A.	101-95 W	3/28/89	Phx	127-104 W	12/25/96	Phx	87-108 L	4/7/06	Phx	107-96 W
12/30/70	Phx	132-114 W	12/17/76	L.A.	105-118 L	11/11/83	L.A.	105-119 L	11/7/89	L.A.	107-111 L	4/11/97	L.A.	98-114 L	4/16/06	L.A.	89-109 L
1/28/71	Phx	118-112 W	12/25/76	Phx	113-96 W	12/15/83	Phx	114-104 W	12/7/89	L.A.	96-100 W	1/21/98	Phx	109-119 L	10/31/06	L.A.	106-114 W
3/19/71	L.A.	111-106 W	3/25/77	L.A.	93-118 L	1/19/84	Phx	138-123 W	1/8/90*	Phx	121-118 W	2/18/98	Phx	110-103 W	3/4/07	Phx	99-94 W
12/10/71	L.A.	117-126 L	3/26/77	Phx	102-109 L	1/24/84	L.A.	110-116 L	4/6/90	Phx	99-103 L	3/18/98	L.A.	93-99 L	4/8/07	L.A.	115-107 W
12/18/71	Phx	106-132 W	10/23/77	L.A.	104-101 W	3/31/84	Phx	97-119 L	11/13/90	L.A.	112-111 W	4/10/98	L.A.	114-105 W	3/14/07	Phx	93-85 W
1/2/72	Phx	116-102 W	11/22/77	Phx	118-107 W	4/15/84	L.A.	123-114 W	12/1/90	Phx	98-108 L	3/1/99	Phx	91-97 L	11/2/07	Phx	98-119 L
1/25/72	L.A.	119-129 L	3/1/78	Phx	120-114 W	11/20/84	L.A.	108-130 L	2/12/91	Phx	99-95 W	3/3/99	L.A.	95-101 L	12/25/07	L.A.	115-122 L
2/16/72	Phx	110-109 W	3/12/78	L.A.	112-128 L	11/21/84	Phx	97-102 L	4/4/91	Phx	98-102 L	3/24/99	L.A.	106-101 W	1/17/08	L.A.	106-98 W
3/24/72	L.A.	110-112 L	12/1/78	L.A.	122-130 L	11/21/84	L.A.	105-119 W	4/7/91	L.A.	85-93 L	4/2/99	Phx	90-91 L	2/20/08	Phx	124-130 L
10/29/72	L.A.	123-133 L	12/16/78	Phx	119-100 W	2/28/85	Phx	117-105 W	11/8/91	Phx	113-85 L	11/17/99	Phx	82-91 L	11/20/08	Phx	92-105 L
11/25/72	Phx	109-116 L	3/28/79	Phx	112-106 W	3/19/85	Phx	112-130 L	11/19/91	L.A.	95-103 L	12/29/99	L.A.	87-103 L	12/10/08	L.A.	110-115 L
11/26/72	L.A.	107-112 L	4/8/79	L.A.	103-111 L	3/31/85	L.A.	98-123 L	12/22/91	L.A.	100-88 W	3/24/00	L.A.	101-109 L	2/26/09	L.A.	106-132 L
12/22/72	L.A.	118-110 W	11/2/79	L.A.	110-112 L	10/31/85	Phx	107-144 L	2/3/92	Phx	113-104 W	4/4/00	Phx	83-84 L	3/1/09	Phx	118-111 W
1/20/73	Phx	104-124 L	11/23/79	Phx	126-112 W	12/12/85	L.A.	102-127 L	4/5/92	L.A.	104-109 L	12/28/00	Phx	78-115 L	11/12/09	L.A.	102-121 L
2/1/73	Phx	106-120 L	12/30/79	L.A.	105-113 L	1/14/86	L.A.	123-143 L	12/12/92	Phx	103-93 W	2/7/01	L.A.	83-85 L	12/6/09	L.A.	86-108 L
3/18/73	L.A.	113-131 L	3/2/80	Phx	123-115 W	2/12/86	Phx	100-126 L	12/18/92	L.A.	116-100 W	3/26/01	Phx	104-83 W	12/28/09	Phx	118-103 W
11/17/73	Phx	110-130 L	3/16/80	L.A.	106-128 L	2/28/86	L.A.	103-115 L	2/5/93	Phx	132-104 W	4/10/01	L.A.	80-106 L	12/12/10	Phx	96-102 L
12/4/73	L.A.	109-120 L	3/19/80	Phx	112-108 W	3/1/86	Phx	123-106 W	3/24/93	L.A.	120-105 W	11/2/01	L.A.	94-117 L			
12/25/73	Phx	135-100 W	11/10/80	L.A.	109-116 L	1/2/87	L.A.	118-155 L	4/6/93	Phx	115-114 W	11/16/01	Phx	95-83 W			
12/28/73	L.A.	107-119 L	11/20/80	Phx	102-99 W	1/30/87	Phx	102-114 L	11/5/93	L.A.	108-116 L	1/4/02	L.A.	86-118 L			

*Overtime

Suns Players Career Statistics vs. Lakers

PLAYER	G-GS	MIN	FG-FGA	PCT	3FG-FGA	PCT	FT-FTA	PCT	OFF	DEF	TOT	AST	PF-QD	STL	TO	BLK	PTS	AVG	HI
Childress	7-2	221	30-53	.566	5-9	.556	25-35	.714	9	32	41	8	23-0	3	10	4	90	12.9	21
Clark	3-0	33	6-15	.400	0-0	—	4-6	.667	4	5	9	1	0-0	0	3	1	16	5.3	10
Dragic	8-0	116	17-47	.362	5-16	.313	11-13	.846	7	6	13	20	10-0	2	13	0	50	6.3	14
Dudley	8-1	196	27-55	.491	12-19	.632	15-22	.682	18	27	45	13	15-0	8	7	3	81	10.1	19
Frye	14-5	308	47-122	.385	7-24	.292	14-16	.875	13	50	63	15	40-0	12	13	6	115	8.2	22
Hill	30-29	1032	185-382	.484	8-17	.471	141-182	.775	51	168	219	124	77-1	39	76	22	519	17.3	34
Lopez	7-2	119	18-30	.600	0-0	—	2-6	.333	9	7	16	1	13-0	3	1	5	38	5.4	8
Nash	48-39	1496	258-574	.449	68-190	.358	150-164	.915	25	93	118	379	73-0	39	135	4	734	15.3	31
Richardson	28-28	965	183-452	.405	49-157	.312	66-98	.673	38	82	120	67	72-0	42	53	16	481	17.2	37
Turkoglu	27-11	663	78-202	.386	31-80	.388	44-58	.759	17	88	105	69	61-0	20	43	24	231	8.6	23
Warrick	17-4	373	52-110	.473	0-4	.000	43-64	.672	23	48	71	18	32-0	3	21	4	147	8.6	16

Series Highlights & Top Performances

Phoenix lost three of four contests in 2009-10 but has won 13 of the last 24 regular season matchups... January 17, 2008, **Steve Nash** dished out a Suns season-high 20 assists to lead the club to a 106-98 win at STAPLES Center... April 16, 2006, **Boris Diaw** posted the second of back-to-back triple-doubles (11 points, 10 rebounds, 12 assists) to become only the fourth player in franchise history to achieve the feat... The series contains 213 regular season games, most of any series for Phoenix... Series bests: April 7, 2006 in Phoenix, **Kobe Bryant** scored 51 points at US Airways Center... February 9, 1969 in L.A., **Wilt Chamberlain** grabbed 27 rebounds... January 9, 1990 in Phoenix, **Magic Johnson** tallied 24 assists... November 6, 1981 in L.A., Magic Johnson recorded nine steals... November 14, 1975 in L.A., **Kareem Abdul-Jabbar** posted nine blocks... February 26, 1989 in L.A., **Kevin Johnson** had Suns series-best 21 assists... The Lakers hold a 38-24 advantage in playoff games, also Phoenix's most-played rivalry.

By The Numbers:

Suns vs. Lakers 2009-2010: 1-3

11/12/09 at L.A.: Lakers 121, Suns 102

12/6/09 at L.A.: Lakers 108, Suns 88

12/28/09 at Phoenix: Suns 118, Lakers 103

3/12/10 at Phoenix: Lakers 102, Suns 96

All-Time Series Results:

Suns vs. Lakers at Phoenix: 63-43

Suns vs. Lakers at Los Angeles: 25-82

Suns vs. Lakers overall: 88-125

Suns largest margin of victory: 35 (135-100, 12/25/73)

Suns high point total: 138 (1/19/84)

Suns low point total: 78 (12/28/00)

Lakers largest margin of victory: 37 (three times)

Lakers high point total: 155 (1/2/87)

Lakers low point total: 83 (11/16/01, 3/26/01)

	HOME	AWAY
Suns last win:	12/28/09 (118-103)	1/17/08 (106-98)
Suns last loss:	3/12/10 (102-96)	12/6/09 (108-88)
Streaks:	Lost one	Lost four

Memphis Grizzlies



191 Beale St.
Memphis, TN 38103
(901) 205-1234
Fax: (901) 205-1122
www.grizzlies.com

2010-2011 vs. Suns:

November 5 at Phoenix
November 8 at Memphis
December 8 at Phoenix

2009-2010 Finish:

40-42 (.488)

Fourth in Southwest Division

Playoffs:

Did not qualify

Majority Owner

Michael Heisley

GM/VP of Basketball Operations

Chris Wallace

Assistant General Manager

Kenny Williamson

Head Coach

Lionel Hollins

Assistant Coaches

Johnny Davis, Henry Bibby,
Dave Joerger, Barry Hecker,
Damon Stoudamire

Head Athletic Trainer

Drew Graham

Director of Basketball Media Relations

Dustin Krugel

Coord. of Basketball Media Relations

Ross Wooden

Home Court

FedExForum (18,119, built in 2004)

Team Colors

Memphis Midnight, Beale Street Blue, Smoke Blue and
Grizzlies Gold

Radio

WRBO (103.5 FM) Eric Hasseltine, Hank McDowell,
Elliot Perry

TV

FOX Sports Tennessee/SportsSouth (Cable)
Pete Pratica, Sean Tuohy, Rob Fischer

2009-2010 Regular Season Stats – Suns vs. Grizzlies

PLAYER	G-GS	MIN	FG-FGA	PCT	3FG-FGA	PCT	FT-FTA	PCT	OFF	DEF	TOT	AST	PF-DQ	STL	TO	BLK	PTS	AVG	HI
Stoudemire	4-4	141	38-63	.603	0-0	—	14-19	.737	5	24	29	4	14-0	5	7	6	90	22.5	29
Richardson	4-3	109	26-48	.542	6-18	.333	2-3	.667	2	13	15	4	6-0	5	2	3	60	15.0	27
Nash	4-4	129	23-44	.523	6-12	.500	4-6	.667	2	13	15	57	3-0	1	17	1	56	14.0	22
Lopez	3-2	72	14-23	.609	0-0	—	9-14	.643	6	14	20	0	11-1	1	3	4	37	12.3	19
Barbosa	3-1	59	12-30	.400	3-14	.214	8-8	1.000	1	4	5	7	5-0	2	4	1	35	11.7	15
Hill	4-4	116	16-25	.640	4-5	.800	9-13	.692	1	15	16	8	13-0	2	4	2	45	11.3	16
Dragic	4-0	65	14-31	.452	4-7	.571	7-10	.700	5	2	7	5	6-0	4	3	1	39	9.8	13
Amundson	4-0	68	15-28	.536	0-0	—	8-11	.727	16	9	25	2	11-0	2	1	6	38	9.5	14
Dudley	4-0	87	10-21	.476	4-10	.400	3-3	1.000	4	7	11	8	5-0	4	3	3	27	6.8	10
Frye	4-2	88	9-29	.310	3-11	.273	2-3	.667	4	10	14	4	13-0	2	4	4	23	5.8	14
Clark	3-0	23	3-8	.375	0-0	—	0-0	—	0	6	6	3	3-0	0	1	0	6	2.0	4
Tucker	1-0	3	0-0	—	0-0	—	0-0	—	0	0	0	0	0-0	0	0	0	0	0.0	0
SUNS	4	960	180-350	.514	30-77	.390	66-90	.733	46	117	163	102	90-1	28	52	31	456	114.0	126
PLAYER	G-GS	MIN	FG-FGA	PCT	3FG-FGA	PCT	FT-FTA	PCT	OFF	DEF	TOT	AST	PF-DQ	STL	TO	BLK	PTS	AVG	HI
Randolph	4-4	146	37-76	.487	0-1	.000	13-16	.813	18	32	50	4	8-0	1	8	2	87	21.8	27
Gay	4-4	154	30-75	.400	6-17	.353	18-21	.857	8	16	24	7	9-0	5	6	6	84	21.0	31
Mayo	4-4	139	29-55	.527	13-24	.542	5-5	1.000	0	8	8	9	8-0	6	8	0	76	19.0	28
Gasol	4-4	118	22-40	.550	0-0	—	18-33	.545	14	21	35	7	15-0	2	4	4	62	15.5	19
Young	4-0	80	18-31	.581	3-4	.750	16-20	.800	6	10	16	3	5-0	2	7	0	55	13.8	22
Coxley	4-4	120	10-30	.333	3-8	.375	6-10	.600	0	11	11	30	10-0	6	5	0	29	7.3	10
Tinsley	3-0	58	6-12	.500	0-3	.000	7-8	.875	1	7	8	7	9-0	4	3	1	19	6.3	12
Thabeet	4-0	41	9-14	.643	0-0	—	1-2	.500	6	6	12	0	5-0	0	0	4	19	4.8	10
Carroll	4-0	40	5-17	.294	0-0	—	3-4	.750	6	6	12	3	5-0	0	2	0	13	3.3	7
Hunter	2-0	14	3-5	.600	0-0	—	0-0	—	1	0	1	0	1-0	0	1	0	6	3.0	4
Williams	4-0	29	4-8	.500	1-4	.250	0-0	—	1	2	3	8	0-0	1	2	0	9	2.3	5
Hudson (TOT)	1-0	5	1-1	1.000	0-0	—	0-0	—	1	0	1	1	0-0	0	2	0	2	2.0	2
Arthur	1-0	18	0-5	.000	0-0	—	0-0	—	2	4	6	1	2-0	0	1	0	0	0.0	0
Haddadi	1-0	3	0-1	.000	0-0	—	0-0	—	0	0	0	0	0-0	0	0	0	0	0.0	0
GRIZZLIES	4	960	173-369	.469	26-61	.426	87-119	.731	63	123	186	79	77-0	27	52	17	459	114.8	128

Series Scores & Summary

Date	Site	Final	W/L	Date	Site	Final	W/L	Date	Site	Final	W/L	Date	Site	Final	W/L
12/5/95	Phx#	112-108	W	1/12/99	Van	95-92	W	3/26/03	Mem	101-99	W	4/3/07	Mem	116-111	W
12/22/95	Van	101-80	W	2/8/00	Phx	94-76	W	11/7/03	Phx	96-88	W	2/26/08	Mem	127-113	W
2/19/96*	Phx	98-84	W	3/17/00	Van	101-86	W	2/20/04	Mem	92-97	L	3/11/08	Phx	132-111	W
4/7/96	Van	112-92	W	4/12/00*	Phx	122-116	W	4/2/04	Mem	99-109	L	4/8/08	Mem	127-113	W
11/14/96	Van	89-92	L	11/29/00**	Van	106-109	L	4/11/04	Phx	89-83	W	11/10/08	Phx	107-102	W
12/15/96	Phx	103-84	W	12/26/00	Van	97-95	W	12/23/04	Phx	109-102	W	12/30/08	Mem	101-89	W
12/28/96	Van	103-98	W	1/5/01	Phx	108-76	W	1/19/05	Phx	79-88	L	4/10/09	Mem	89-106	L
4/19/97	Phx	107-121	L	1/31/01	Phx	101-92	W	2/1/05	Mem	97-108	L	4/13/09	Phx	119-110	W
12/9/97	Phx	107-85	W	11/6/01	Phx	113-101	W	3/20/05	Mem	97-91	W	11/25/09	Phx	126-111	W
12/26/97	Van	118-100	W	11/23/01	Mem	103-89	W	11/16/05	Phx	103-115	L	1/2/10	Phx	103-128	L
3/29/98	Phx	106-98	W	1/10/02	Phx	96-102	L	12/17/05	Mem	87-91	L	1/18/10	Mem	118-125	L
4/12/98	Van	129-106	W	2/21/02	Mem	78-72	W	2/8/06	Phx	108-102	W	2/16/10	Mem	109-95	W
2/25/99	Van	94-86	W	12/4/02	Phx	98-85	W	11/11/06	Phx	96-87	W				
3/22/99	Phx	89-84	W	12/8/02	Mem	94-102	L	1/15/07	Mem	137-122	W				
5/1/99	Phx	107-77	W	1/10/03	Phx	99-93	W	3/26/07	Phx	105-87	W				

*Overtime

**Double Overtime

Vancouver Grizzlies

Suns Players Career Statistics vs. Grizzlies

PLAYER	G-GS	MIN	FG-FGA	PCT	3FG-FGA	PCT	FT-FTA	PCT	OFF	DEF	TOT	AST	PF-DQ	STL	TO	BLK	PTS	AVG	HI
Childress	6-2	158	21-41	.512	3-7	.429	4-8	.500	6	10	16	8	11-0	5	3	5	49	8.2	17
Clark	3-0	23	3-8	.375	0-0	—	0-0	—	0	6	6	3	3-0	0	1	0	6	2.0	4
Dragic	7-0	119	20-45	.444	6-12	.500	14-22	.636	5	11	16	14	10-0	8	7	1	60	8.6	13
Dudley	9-0	170	22-44	.500	4-14	.286	8-11	.727	8	15	23	9	13-1	7	5	4	56	6.2	14
Frye	12-5	231	28-75	.373	3-14	.214	6-10	.600	13	33	46	8	33-0	3	13	10	65	5.4	16
Hill	24-23	797	149-289	.516	5-19	.263	89-117	.761	25	126	151	102	55-0	32	40	18	392	16.3	31
Jones	2-0	8	0-0	—	0-0	—	1-4	.250	0	3	3	0	3-0	0	1	0	1	0.5	1
Lopez	7-2	128	23-38	.605	0-0	—	15-20	.750	12	17	29	0	24-1	1	8	9	61	8.7	19
Nash	49-42	1561	240-489	.491	69-164	.421	124-140	.886	25	126	151	436	82-0	37	150	6	673	13.7	26
Richardson	31-29	1024	183-448	.408	45-137	.328	71-92	.772	42	127	169	92	68-0	38	57	23	482	15.5	38
Turkoglu	27-15	711	110-266	.414	35-93	.376	62-74	.838	18	78	96	65	64-0	22	49	7	317	11.7	26
Warrick	3-0	72	11-21	.524	0-0	—	14-15	.933	3	9	12	1	5-0	2	1	0	36	12.0	22

Series Highlights & Top Performances

The Suns split the season series in 2009-10 and has won 13 of the last 16 overall... Dec. 23, 2004, Phoenix became the first team in NBA history to win 10-straight games after losing 50 or more games the previous season... The Suns' 108-76 win on January 5, 2001 was the largest margin of victory in the series... Phoenix went 9-9 at the foul line on February 8, 2000, and combined with the Grizzlies 29-30 FT, the teams posted the fourth highest single game free throw percentage (.967) in NBA history... February 19, 1996, **Charles Barkley** grabbed 14 rebounds in a 98-84 overtime win to become one of 10 players in NBA history to record 20,000 career points and 10,000 rebounds... November 14, 1996, the Suns tied a record low for points in a quarter, with eight in the second period... The teams combined for 22 points in the quarter, the second-lowest total in league history... The Grizzlies won that game, 92-89, for their first-ever win against Phoenix.

By The Numbers:

Suns vs. Grizzlies 2009-2010: 2-2

11/25/09 at Phoenix: Suns 126, Grizzlies 111

1/2/10 at Phoenix: Grizzlies 128, Suns 103

1/18/10 at Memphis: Grizzlies 125, Suns 118

2/16/10 at Memphis: Suns 109, Grizzlies 95

Suns largest margin of victory: 32 (108-76, 1/5/01)

Suns high point total: 137 (1/15/07)

Suns low point total: 78 (2/21/02)

Grizzlies largest margin of victory: 25 (128-103, 1/2/10)

Grizzlies high point total: 128 (1/2/10)

Grizzlies low point total: 72 (2/21/02)

All-Time Series Results:

Suns vs. Grizzlies at Phoenix: 24-5

Suns vs. Grizzlies on road: 19-9

Suns vs. Grizzlies overall: 43-14

HOME

Suns last win: 11/25/09 (126-111)

Suns last loss: 1/2/10 (128-103)

Streaks: Lost one

AWAY

2/16/10 (109-95)

1/18/10 (125-118)

Won one

Miami Heat



601 Biscayne Blvd.
Miami, FL 33132
(786) 777-4328
Fax: (786) 777-1615
www.heat.com

Managing General Partner

Micky Arison

President

Pat Riley

Head Coach

Erik Spoelstra

Assistant Coaches

Bob McAdoo, Keith Askins
Ron Rothstein, David Fizdale
Chad Kammerer

Assistant Coach/Advance Scout

Octavio De La Grana

Head Athletic Trainer/Travel Coordinator

Jay Sabol

Vice President, Sports Media Relations

Tim Donovan

Director of Sports Media Relations

Rob Wilson

Asst. Director of Sports Media Relations

Michael Lissack

Sports Media Relations Assistant

Nick Maiorana

Home Court

AmericanAirlines Arena (19,600, built in 2000)

Team Colors

Red, Yellow, Black, White

Radio

WINZ (940 AM) Mike Inglis, John Crotty
WQBA (1140 AM Spanish) José Paneda, Joe Pujala

TV

Sun Sports (Cable)
Eric Reid, Tony Fiorentino, Jason Jackson

2010-2011 vs. Suns:

November 17 at Miami
December 23 at Phoenix

2009-2010 Finish:

47-35 (.573)

Third in Southeast Division

Playoffs:

Lost to Boston 4-1

2009-2010 Regular Season Stats – Suns vs. Heat

PLAYER	G-GS	MIN	FG-FGA	PCT	3FG-FGA	PCT	FT-FTA	PCT	OFF	DEF	TOT	AST	PF-DQ	STL	TO	BLK	PTS	AVG	HI
Nash	2-2	74	17-29	.586	6-10	.600	6-6	1.000	0	4	4	20	0-0	1	11	0	46	23.0	30
Stoudemire	2-2	80	14-26	.538	0-0	—	6-12	.500	6	23	29	3	9-0	0	5	6	34	17.0	18
Richardson	2-2	70	10-26	.385	5-14	.357	4-5	.800	3	4	7	3	4-0	1	1	1	29	14.5	15
Hill	2-2	67	9-22	.409	0-2	.000	10-12	.833	5	20	25	7	5-0	1	3	0	28	14.0	18
Frye	2-2	59	9-19	.474	4-10	.400	2-2	1.000	1	5	6	4	8-0	1	5	1	24	12.0	15
Barbosa	1-0	15	3-8	.375	1-3	.333	2-2	1.000	0	1	1	0	2-0	0	1	0	9	9.0	9
Dragic	2-0	22	5-9	.556	1-3	.333	4-8	.500	1	2	3	4	2-0	0	2	1	15	7.5	8
Dudley	2-0	42	3-13	.231	1-5	.200	6-6	1.000	1	4	5	1	2-0	1	1	1	13	6.5	8
Amundson	2-0	38	5-8	.625	0-1	.000	1-2	.500	2	8	10	1	4-0	0	2	6	11	5.5	10
Collins	1-0	8	0-0	—	0-0	—	0-0	—	0	2	2	0	0-0	0	0	1	0	0.0	0
Lopez	1-0	4	0-0	—	0-0	—	0-0	—	0	2	2	0	1-0	0	0	0	0	0.0	0
SUNS	2	480	75-160	.469	18-48	.375	41-55	.745	19	75	94	43	37-0	5	32	17	209	104.5	105
PLAYER	G-GS	MIN	FG-FGA	PCT	3FG-FGA	PCT	FT-FTA	PCT	OFF	DEF	TOT	AST	PF-DQ	STL	TO	BLK	PTS	AVG	HI
Wade	2-2	76	18-43	.419	2-10	.200	18-21	.857	6	12	18	15	6-0	5	8	0	56	28.0	33
Beasley	2-2	60	12-28	.429	0-3	.000	9-10	.900	3	11	14	1	8-0	1	2	0	33	16.5	21
O'Neal	2-2	60	11-22	.500	0-0	—	5-6	.833	3	6	9	3	6-0	1	2	3	27	13.5	14
Wright	2-0	43	9-17	.529	3-6	.500	0-0	—	1	8	9	2	5-0	4	3	0	21	10.5	15
Alston	1-1	35	3-9	.333	2-6	.333	2-2	1.000	2	1	3	4	0-0	1	1	0	10	10.0	10
Haslem	2-0	57	8-20	.400	0-0	—	4-4	1.000	2	15	17	2	4-0	0	0	1	20	10.0	10
Richardson	2-2	58	7-20	.350	4-10	.400	2-2	1.000	6	7	13	2	4-0	2	1	2	20	10.0	18
Arroyo	1-0	14	2-7	.286	1-1	1.000	0-0	—	0	1	1	4	0-0	0	0	0	5	5.0	5
Chalmers	2-1	47	3-10	.300	2-7	.286	0-0	—	0	1	1	6	6-0	3	0	0	8	4.0	5
Jones	1-0	6	1-2	.500	1-1	1.000	0-0	—	0	1	1	0	0-0	0	0	0	3	3.0	3
Anthony	2-0	24	1-5	.200	0-0	—	0-0	—	2	0	2	1	5-0	1	1	2	2	1.0	2
HEAT	2	480	75-183	.410	15-44	.341	40-45	.889	25	63	88	40	44-0	18	19	8	205	102.5	109

Series Scores & Summary

Date	Site	Final	W/L	Date	Site	Final	W/L	Date	Site	Final	W/L	Date	Site	Final	W/L
1/7/89	Phx	107-99	W	1/15/93	Phx	107-99	W	3/28/00	Mia	78-81	L	1/26/06	Mia	107-98	W
1/17/89+	Mia	ppd		3/11/94	Mia	122-107	W	11/11/00	Phx	84-82	W	12/13/06	Mia	99-89	W
3/13/89	Mia	112-104	W	3/22/94*	Phx	124-118	W	2/21/01	Mia	100-85	W	1/5/07	Phx	108-80	W
3/20/89	Phx	115-97	W	12/6/94	Phx	119-107	W	1/12/02	Phx	108-74	W	11/9/07	Mia	106-101	W
4/19/89	Mia	117-91	W	3/21/95*	Mia	121-117	W	3/12/02	Mia	78-90	L	12/10/07	Phx	113-117	L
1/23/90	Mia	118-99	W	12/9/95	Phx	92-94	L	12/2/02*	Phx	90-100	L	11/28/08	Phx	92-107	L
3/16/90	Phx	129-103	W	1/30/96	Mia	114-99	W	1/22/03	Mia	85-92	L	3/4/09	Mia	129-135	L
12/29/90	Phx	134-95	W	11/24/96	Phx	84-87	L	11/22/03	Phx	100-98	W	11/3/09	Mia	104-96	W
1/30/91	Mia	115-104	W	1/27/97	Mia	97-125	L	12/9/03	Mia	72-92	L	1/8/10	Phx	105-109	L
12/7/91	Mia	109-108	W	1/18/98	Phx	96-87	W	1/11/05	Phx	122-107	W				
12/26/91	Phx	132-104	W	1/30/98	Mia	74-71	W	3/25/05	Mia	115-125	L				
12/12/92	Mia	122-118	W	3/6/00	Phx	100-92	W	1/6/06	Phx	111-93	W				

*Overtime + Postponed due to unsafe conditions, rescheduled 4/19/89

Suns Players Career Statistics vs. Heat

PLAYER	G-GS	MIN	FG-FGA	PCT	3FG-FGA	PCT	FT-FTA	PCT	OFF	DEF	TOT	AST	PF-DQ	STL	TO	BLK	PTS	AVG	HI
Childress	14-3	361	42-88	.477	3-11	.273	19-25	.760	25	30	55	22	26-0	7	20	7	106	7.6	14
Dragic	3-0	28	5-11	.455	1-4	.250	4-8	.500	1	2	3	5	2-0	0	2	1	15	5.0	8
Dudley	9-2	202	14-40	.350	3-9	.333	12-16	.750	10	22	32	12	15-1	4	7	1	43	4.8	8
Frye	13-7	290	50-102	.490	6-13	.462	11-15	.733	12	43	55	7	34-0	8	12	3	117	9.0	17
Hill	36-33	1272	240-518	.463	6-22	.273	180-241	.747	48	181	229	150	100-0	36	96	14	666	18.5	41
Jones	3-0	37	3-5	.600	0-0	—	3-6	.500	8	7	15	1	7-0	1	0	0	9	3.0	7
Lopez	1-0	4	0-0	—	0-0	—	0-0	—	0	2	2	0	1-0	0	0	0	0	0.0	0
Nash	25-20	817	143-273	.524	49-85	.576	79-83	.952	7	61	68	209	38-0	22	76	1	414	16.6	30
Richardson	19-19	663	135-287	.470	43-99	.434	53-73	.726	17	60	77	48	40-0	14	37	5	366	19.3	44
Turkoglu	30-20	921	134-316	.424	37-96	.385	113-141	.801	27	107	134	88	66-0	21	58	9	418	13.9	27
Warrick	11-2	225	42-85	.494	1-4	.250	33-42	.786	13	27	40	8	23-0	7	13	1	118	10.7	22

Series Highlights & Top Performances

Phoenix has won 14 of the last 24 meetings, including four of the last seven at US Airways Center... January 5, 2007, Phoenix held Miami to a season opponent-low 80 points at US Airways Center... Suns captured the first 16 meetings between the clubs... January 6, 2006, **Steve Nash** dished out a franchise-record 12 assists in the first quarter... January 30, 1998, the Heat scored 71 points, the then fifth lowest ever by a Suns opponent... Series bests: **Charles Barkley** tallied 39 points on December 12, 1992 in Miami... March 21, 1995 in Miami, Barkley grabbed 18 rebounds in Phoenix's 121-117 overtime victory... January 27, 1997, **Alonzo Mourning** blocked six shots in Miami's 125-97 win, the Heat's largest in the series... December 29, 1990 in Phoenix, **Kevin Johnson** dished out 19 assists in Phoenix's largest-ever win over the Heat, 134-95... December 9, 1995 in Phoenix, rookie **Sasha Danilovic** tallied a career and Heat series-high of 30 points as Miami escaped with its first-ever victory over the Suns, 94-92... December 26, 1991 in Phoenix, the Suns set a team record with eight blocks in the second quarter.

By The Numbers:

Suns vs. Miami 2009-2010: 1-1

11/3/09 at Miami: Suns 104, Heat 96

1/8/10 at Phoenix: Heat 109, Suns 105

All-Time Series Results:

Suns vs. Heat at Phoenix: 16-6

Suns vs. Heat at Miami: 15-7

Suns vs. Heat overall: 31-13

Suns largest margin of victory: 39 (134-95, 12/29/90)

Suns high point total: 134 (12/29/90)

Suns low point total: 72 (12/9/03)

Heat largest margin of victory: 28 (125-97, 1/27/97)

Heat high point total: 135 (3/4/09)

Heat low point total: 71 (1/30/98)

	HOME	AWAY
Suns last win:	1/5/07 (108-80)	11/3/09 (104-96)
Suns last loss:	1/8/10 (109-105)	3/4/09 (135-129)
Streaks:	Lost three	Won one

Milwaukee Bucks



1001 N. Fourth Street
Milwaukee, WI 53203
(414) 227-0500
Fax: (414) 294-4890
www.bucks.com

President	Herb Kohl
General Manager	John Hammond
Head Coach	Scott Skiles
Assistant Coaches	Jim Boylan, Kelvin Sampson, Joe Wolf, Bill Peterson, Adrian Griffin
Head Athletic Trainer	Marc Boff
Director of Public Relations	Dan Smyczek
Coordinators of Public Relations	Adam Rose, Betsy Golomski
Home Court	Bradley Center (18,717, built in 1988)
Team Colors	Forest Green, Red, Silver
Radio	WTMJ (620 AM) Ted Davis, Dennis Krause
TV	FOX Sports Wisconsin (Cable) Jim Paschke, Jon McGlocklin

2010-2011 vs. Suns:

February 2 at Phoenix
March 4 at Milwaukee

2009-2010 Finish:

46-36 (.561)

Second in Central Division

Playoffs:

Lost to Atlanta 4-3

2009-2010 Regular Season Stats – Suns vs. Bucks

PLAYER	G-GS	MIN	FG-FGA	PCT	3FG-FGA	PCT	FT-FTA	PCT	OFF	DEF	TOT	AST	PF-DQ	STL	TO	BLK	PTS	AVG	HI
Stoudemire	2-2	69	20-38	.526	0-0	—	5-7	.714	3	15	18	1	7-0	0	3	0	45	22.5	23
Nash	2-2	58	16-25	.640	2-4	.500	6-6	1.000	0	10	10	16	3-0	0	12	0	40	20.0	30
Barbosa	2-0	39	10-20	.500	2-5	.400	5-6	.833	0	1	1	1	3-0	1	2	0	27	13.5	21
Dragic	2-0	38	9-17	.529	2-4	.500	4-4	1.000	2	4	6	7	4-0	4	1	0	24	12.0	20
Richardson	2-2	54	9-19	.474	4-10	.400	1-2	.500	0	3	3	3	3-0	1	2	1	23	11.5	23
Dudley	2-0	52	4-6	.667	1-2	.500	3-5	.600	3	4	7	3	1-0	1	1	0	12	6.0	7
Clark	2-0	21	3-7	.429	0-0	—	3-4	.750	1	6	7	2	4-0	1	1	1	9	4.5	7
Hill	2-2	52	3-14	.214	0-3	.000	2-2	1.000	2	13	15	5	2-0	1	1	0	8	4.0	6
Frye	2-1	60	1-9	.111	1-5	.200	4-4	1.000	1	8	9	2	4-0	2	3	2	7	3.5	4
Amundson	2-0	29	3-7	.429	0-0	—	0-0	—	2	2	4	0	5-0	1	0	1	6	3.0	4
Collins	1-1	9	1-1	1.000	0-0	—	0-0	—	0	0	0	0	1-0	1	0	0	2	2.0	2
SUNS	2	480	79-163	.485	12-33	.364	33-40	.825	14	66	80	40	37-0	13	27	5	203	101.5	105
PLAYER	G-GS	MIN	FG-FGA	PCT	3FG-FGA	PCT	FT-FTA	PCT	OFF	DEF	TOT	AST	PF-DQ	STL	TO	BLK	PTS	AVG	HI
Warrick	1-0	31	8-13	.615	0-1	.000	5-6	.833	3	7	10	0	3-0	0	1	0	21	21.0	21
Jennings	2-2	63	12-33	.364	5-16	.313	8-10	.800	1	5	6	12	3-0	3	1	0	37	18.5	23
Salmons (TOT)	2-1	59	12-23	.522	3-7	.429	1-3	.333	0	3	3	4	2-0	1	3	1	28	14.0	14
Salmons (MIL)	1-1	34	6-14	.429	1-3	.333	1-3	.333	0	1	1	3	1-0	1	2	0	14	14.0	14
Ridnour	2-0	48	9-18	.500	3-5	.600	6-7	.857	1	2	3	13	4-0	1	2	0	27	13.5	17
Bogut	2-2	36	11-23	.478	0-0	—	3-6	.500	5	12	17	1	6-0	3	4	0	25	12.5	13
Delfino	2-1	67	10-25	.400	4-11	.364	1-2	.500	1	13	14	6	1-0	2	4	0	25	12.5	16
Thomas	2-0	51	9-14	.643	0-0	—	0-0	—	4	8	12	1	6-0	1	3	2	18	9.0	10
Ilyasova	2-1	48	6-13	.462	1-3	.333	3-4	.750	3	6	9	2	3-0	1	1	1	16	8.0	12
Stackhouse	1-0	18	4-8	.500	0-1	.000	0-0	—	0	2	2	2	1-0	0	1	0	8	8.0	8
Bell	2-1	37	3-12	.250	3-10	.300	0-0	—	0	2	2	1	2-0	1	1	0	9	4.5	9
Mbah a Moute	2-2	38	3-4	.750	0-0	—	0-1	.000	6	5	11	0	8-0	1	3	0	6	3.0	6
Ivey	1-0	1	0-0	—	0-0	—	2-2	1.000	0	0	0	0	0-0	1	0	0	2	2.0	2
Brezec	1-0	1	0-0	—	0-0	—	0-0	—	0	0	0	0	0-0	0	0	0	0	0.0	0
Jackson (TOT)	2-0	3	0-1	.000	0-0	—	0-0	—	0	0	0	1	2-0	0	0	1	0	0.0	0
Meeks	1-0	6	0-2	.000	0-0	—	0-0	—	0	2	2	0	0-0	0	1	0	0	0.0	0
BUCKS	2	480	81-179	.453	17-50	.340	29-41	.707	24	65	89	41	38-0	15	24	3	208	104.0	107

Series Scores & Summary

Date	Site	Final	%	Date	Site	Final	%	Date	Site	Final	%	Date	Site	Final	%
11/23/68	Mil	112-115	L	3/15/72	Phx	110-106	W	3/29/77	Mil	122-110	W	11/24/85*	Phx	138-140	L
12/22/68	Mil	116-127	L	10/13/72	Phx	105-117	L	1/3/78	Mil	125-103	W	3/12/86*	Mil	127-126	W
1/3/69	Mil	104-121	L	11/4/72	Mil	105-104	W	2/3/78	Phx	115-105	W	2/21/87	Phx	107-115	L
1/29/69	Tucson	111-107	W	12/3/72	Phx	101-119	L	3/3/78	Phx	132-126	W	3/9/87	Mil	110-118	L
2/2/69	Phx	122-121	W	2/6/73	Mil	111-126	L	3/14/78	Mil	106-121	L	3/11/88	Mil	107-117	L
2/23/69	Mil	103-107	L	3/12/73	Mil	95-126	L	10/24/78	Phx	124-116	W	3/24/88	Phx	119-114	W
3/19/69	Phx	110-117	L	3/25/73	Phx	112-114	L	12/12/78	Mil	114-120	L	3/11/89	Mil	93-100	L
3/23/69	Phx	118-128	L	10/12/73	Phx	84-107	L	1/17/79	Mil	118-123	L	3/31/89	Phx	122-104	W
10/26/69	Phx	99-119	L	10/27/73	Mil	95-104	L	1/31/79	Phx	123-118	W	12/8/89	Phx	123-98	W
12/21/69	Mil	111-118	L	12/22/73	Phx	121-112	W	10/19/79	Mil	94-95	L	3/27/90	Mil	127-133	L
1/9/70	Mil	116-120	L	1/5/74	Mil	109-118	L	10/23/79	Phx	108-114	L	1/5/91	Mil	86-88	L
1/31/70	Phx	106-107	L	1/25/74	Phx	108-112	L	12/23/79	Mil	106-103	W	3/28/91	Mil	102-88	W
2/11/70	Mil	120-127	L	3/11/74	Mil	92-105	L	1/25/80	Phx	110-96	W	3/12/92	Mil	106-100	W
11/8/70	Mil	105-124	L	11/19/74	Mil	108-122	L	2/10/80	Mil	107-109	L	3/25/92	Phx	132-104	W
2/22/70	Phx	124-144	L	12/19/74	Phx	108-112	L	2/27/80*	Phx	110-119	L	12/6/92	Mil	122-112	W
12/12/70	Phx	113-111	W	2/23/75	Madison	106-97	W	1/11/81	Mil	109-123	L	3/26/93	Phx	109-103	W
2/8/71	Mil	94-118	L	3/25/75	Phx	92-87	W	1/23/81	Phx	131-122	L	12/5/93	Mil	117-98	W
2/21/71	Phx	97-125	L	11/19/75	Phx	94-96	L	2/7/82	Mil	92-107	L	12/13/93	Phx	112-104	W
3/14/71	Madison	125-113	W	12/17/75	Phx	116-111	W	3/26/82	Phx	113-112	W	12/29/94	Mil	123-106	W
3/16/71	Phx	111-119	L	12/28/75	Mil	85-88	L	1/9/83	Mil	96-106	L	1/9/95	Phx	119-102	W
10/14/71	Phx	97-110	L	1/29/76	Phx	96-105	L	2/22/83	Phx	112-105	W	1/26/96	Mil	107-97	W
11/9/71	Mil	113-118	L	3/14/76	Mil	108-106	W	11/18/83	Phx	94-109	L	3/29/96	Phx	108-85	W
1/11/72	Mil	115-114	W	11/17/76	Phx	103-95	W	2/14/84	Mil	83-92	L	11/12/96*	Mil	89-99	L
2/2/72	Phx	103-106	L	1/4/77	Mil	111-139	L	11/16/84	Phx	118-106	W	3/25/97	Phx	117-112	W
2/26/72*	Madison	117-119	L	2/2/77	Phx	130-113	W	3/16/85	Mil	96-125	L	11/12/97	Phx	103-95	W

*Overtime

Suns Players Career Statistics vs. Bucks

PLAYER	G-GS	MIN	FG-FGA	PCT	3FG-FGA	PCT	FT-FTA	PCT	OFF	DEF	TOT	AST	PF-DQ	STL	TO	BLK	PTS	AVG	HI
Childress	10-2	333	54-89	.607	6-16	.375	28-35	.800	19	33	52	28	32-0	12	13	4	142	14.2	21
Clark	2-0	21	3-7	.429	0-0	—	3-4	.750	1	6	7	2	4-0	1	1	1	9	4.5	7
Dragic	4-0	58	9-22	.409	2-6	.333	4-4	1.000	5	6	11	9	10-0	5	4	0	24	6.0	20
Dudley	6-0	95	9-16	.563	3-4	.750	5-9	.556	4	6	10	7	6-0	4	4	1	26	4.3	8
Frye	10-4	195	32-63	.508	1-6	.167	14-16	.875	9	26	35	9	23-0	3	10	6	79	7.9	30
Hill	34-34	1227	221-469	.471	6-20	.300	151-202	.748	32	177	209	188	78-0	44	111	21	599	17.6	31
Jones	3-0	15	1-2	.500	0-1	.000	0-2	.000	3	2	5	0	4-0	0	1	0	2	0.7	2
Lopez	2-0	9	1-2	.500	0-0	—	2-2	1.000	0	0	0	0	1-0	0	0	0	4	2.0	4
Nash	23-19	734	164-297	.552	46-84	.548	80-90	.889	18	56	74	199	39-0	16	64	2	454	19.7	37
Richardson	18-18	652	127-275	.462	32-86	.372	42-60	.700	24	65	89	49	55-3	20	44	9	328	18.2	35
Turkoglu	25-15	726	124-274	.453	41-99	.414	60-78	.769	16	103	119	70	64-0	17	42	8	349	14.0	27
Warrick	6-2	134	23-44	.523	0-0	—	20-22	.909	14	26	40	4	14-1	2	7	4	66	11.0	31

Series Highlights & Top Performances

The Suns have won 33 of the last 38 meetings and have claimed 22-straight wins at home, tied for the NBA's longest active home win streak against one opponent entering the 2010-11 season... Series bests: March 16, 1971 in Phoenix, second-year center **Lawrence Alcindor** scored 48 points... March 27, 1990 in Milwaukee, **Kevin Johnson** scored a Suns series-high 44 points... October 14, 1971 in Phoenix, **Oscar Robertson** tallied 17 assists... October 12, 1973 in Phoenix, Alcindor recorded nine blocked shots... December 8, 1989 in Phoenix, Sun **Mark West** grabbed 24 rebounds.

By The Numbers:

Suns vs. Milwaukee 2009-2010: 1-1

1/11/10 at Phoenix: Suns 105, Bucks 101

4/3/10 at Milwaukee: Bucks 107, Suns 98

All-Time Series Results:

Suns vs. Bucks at Phoenix: 39-23

Suns vs. Bucks at Milwaukee: 23-39

Suns vs. Bucks overall: 62-62

Suns largest margin of victory: 28 (132-104, 3/25/92)

Suns high point total: 138 (11/24/85*)

Suns low point total: 83 (2/14/84)

Bucks largest margin of victory: 31 (126-95, 3/12/73)

Bucks high point total: 144 (2/22/70)

Bucks low point total: 81 (1/22/02; 11/25/02)

	HOME	AWAY
Suns last win:	1/11/10 (105-101)	11/8/08 (104-96)
Suns last loss:	2/21/87 (115-107)	4/3/10 (107-98)
Streaks:	Won 22	Lost one

Minnesota Timberwolves



600 First Avenue North
Minneapolis, MN 55403
(612) 673-1600
Fax: (612) 673-8385
www.timberwolves.com

2010-2011 vs. Suns:

December 15 at Phoenix
April 6 at Minnesota
April 11 at Phoenix

2009-2010 Finish:

15-67 (.183)
Fifth in Northwest Division

Playoffs:

Did not qualify

Owner	Glen Taylor
Chief Executive Officer	Rob Moor
President	Chris Wright
President of Basketball Operations	David Kahn
Head Coach	Kurt Rambis
Assistant Coaches	Dave Wohl, Reggie Theus, Bill Laimbeer, J.B. Bickerstaff
Head Athletic Trainer	Gregg Farnam
Director of Public Relations	Mike Cristaldi
Public Relations Manager	Mark Rosenberg
Communications Manager	Dan Bell
Home Court	Target Center (19,356, built in 1990)
Team Colors	Blue, Green, Silver
Radio	KFAN (1130 AM) Alan Horton
TV	FOX Sports North Tom Hanneman, Jim Petersen

2009-2010 Regular Season Stats – Suns vs. Timberwolves

PLAYER	G-GS	MIN	FG-FGA	PCT	3FG-FGA	PCT	FT-FTA	PCT	OFF	DEF	TOT	AST	PF-DQ	STL	TO	BLK	PTS	AVG	HI
Stoudemire	4-4	118	32-55	.582	0-0	—	22-23	.957	6	26	32	4	13-0	0	8	5	86	21.5	30
Richardson	4-4	117	30-55	.545	13-27	.481	10-15	.667	2	7	9	10	10-0	8	3	1	83	20.8	27
Frye	4-2	108	21-35	.600	17-29	.586	5-6	.833	3	15	18	6	12-0	3	3	4	64	16.0	25
Hill	4-4	109	20-39	.513	3-5	.600	12-12	1.000	6	16	22	11	5-0	2	6	2	55	13.8	23
Nash	4-4	120	19-37	.514	6-14	.429	6-6	1.000	1	15	16	50	5-0	3	16	0	50	12.5	14
Lopez	2-1	40	7-13	.538	0-0	—	6-7	.857	6	10	16	1	6-0	1	2	2	20	10.0	12
Barbosa	4-0	72	17-34	.500	3-10	.300	2-4	.500	2	7	9	10	9-0	3	4	1	39	9.8	16
Amundson	4-0	74	17-30	.567	0-0	—	2-4	.500	10	15	25	3	13-0	4	2	4	36	9.0	20
Clark	2-0	17	6-6	1.000	0-0	—	2-2	1.000	0	2	2	0	0-0	0	0	0	14	7.0	14
Dragic	4-0	69	11-23	.478	3-10	.300	3-6	.500	2	10	12	17	7-0	0	6	1	28	7.0	11
Dudley	4-0	83	8-19	.421	4-11	.364	4-4	1.000	2	5	7	6	6-0	4	3	0	24	6.0	7
Griffin	1-0	7	1-3	.333	0-2	.000	2-2	1.000	0	1	1	1	1-0	0	0	0	4	4.0	4
Collins	3-1	27	0-3	.000	0-0	—	0-0	—	2	4	6	1	6-0	0	1	0	0	0.0	0
SUNS	4	960	189-352	.537	49-108	.454	76-91	.835	42	133	175	120	93-0	28	58	20	503	125.8	152
PLAYER	G-GS	MIN	FG-FGA	PCT	3FG-FGA	PCT	FT-FTA	PCT	OFF	DEF	TOT	AST	PF-DQ	STL	TO	BLK	PTS	AVG	HI
Jefferson	4-4	122	30-65	.462	0-0	—	13-19	.684	16	21	37	8	13-0	3	7	3	73	18.3	21
Gomes	4-4	115	25-40	.625	6-10	.600	4-6	.667	8	17	25	8	9-0	2	4	0	60	15.0	23
Brewer	4-4	123	19-50	.380	3-9	.333	14-25	.560	4	13	17	4	8-0	8	7	2	55	13.8	21
Love	2-0	58	8-24	.333	1-5	.200	9-10	.900	11	18	29	5	4-0	1	3	2	26	13.0	23
Sessions	4-0	104	21-40	.525	0-2	.000	9-11	.818	6	8	14	7	8-0	1	6	0	51	12.8	23
Flynn	4-4	102	15-42	.357	4-10	.400	15-17	.882	1	9	10	21	3-0	5	9	0	49	12.3	18
Hollins	4-1	70	11-17	.647	0-0	—	9-16	.563	5	6	11	4	11-0	1	4	1	31	7.8	13
Ellington	4-0	93	9-28	.321	2-8	.250	5-5	1.000	2	6	8	6	1-0	6	3	0	25	6.3	7
Pecherov	3-1	37	8-21	.381	0-4	.000	2-3	.667	4	7	11	1	5-0	0	0	1	18	6.0	8
Milicic	2-2	37	5-17	.294	0-0	—	0-0	—	4	2	6	2	7-0	3	1	1	10	5.0	6
Wilkins	4-0	36	5-11	.455	2-3	.667	6-6	1.000	0	3	3	1	4-0	0	4	1	18	4.5	7
Tucker	1-0	9	2-4	.500	0-0	—	0-0	—	0	1	1	1	1-0	0	1	0	4	4.0	4
Cardinal	2-0	23	1-2	.500	0-1	.000	2-2	1.000	0	0	0	5	2-0	0	1	0	4	2.0	2
Jawai	1-0	9	0-2	.000	0-0	—	1-2	.500	0	2	2	0	0-0	0	2	1	1	1.0	1
Pavlovic	3-0	21	0-5	.000	0-3	.000	1-1	1.000	0	2	2	0	3-0	2	1	0	1	0.3	1
TIMBERWOLVES	4	960	159-368	.432	18-55	.327	90-123	.732	61	115	176	73	79-0	32	56	12	426	106.5	114

Series Scores & Summary

Date	Site	Final	W/L	Date	Site	Final	W/L	Date	Site	Final	W/L	Date	Site	Final	W/L
12/29/89	Min	118-101	W	12/10/94	Min	103-89	W	4/2/00	Min	87-86	W	12/26/05	Min	103-89	W
1/18/90	Phx	113-96	W	1/24/95	Min	100-85	W	1/7/01	Phx	88-108	L	2/6/06	Phx	101-103	L
3/10/90*	Min	101-98	W	3/31/95	Phx	106-96	W	1/23/01	Min	73-82	L	3/11/06	Phx	110-102	W
3/23/90	Phx	120-99	W	12/1/95	Phx	111-105	W	2/14/01	Phx	104-96	W	1/21/07	Phx	131-102	W
12/19/90	Phx	112-96	W	1/4/96	Phx	93-98	L	4/6/01	Min	88-101	L	1/29/07	Min	112-121	L
1/7/91	Min	119-106	W	1/24/96	Min	101-91	W	1/18/02*	Phx	103-100	W	2/23/07	Min	116-104	W
3/10/91	Min	123-109	W	2/28/96	Min	117-93	W	2/13/02	Min	92-107	L	3/20/07	Phx	108-90	W
3/26/91	Phx	117-95	W	11/5/96	Phx	95-98	L	3/8/02	Phx	81-76	W	12/8/07	Min	93-100	L
12/3/91	Min	101-95	W	12/13/96	Min	105-108	L	4/6/02	Min	104-108	L	1/18/08	Phx	115-95	W
1/13/92	Phx	131-111	W	2/16/97	Min	96-107	L	12/30/02	Min	98-104	L	1/23/08	Min	107-117	L
3/15/92	Min	118-113	W	4/8/97	Phx	115-107	W	2/23/03	Min	97-99	L	4/4/08	Phx	117-88	W
3/21/92	Phx	121-105	W	11/18/97	Phx	90-108	L	3/9/03	Phx	98-105	L	11/26/08	Min	110-102	W
11/14/92	Min	108-101	W	12/13/97	Min	101-112	L	4/5/03	Phx	111-94	W	1/16/09	Phx	103-105	L
1/27/93*	Min	117-116	W	1/7/98	Min	92-77	W	12/3/03	Phx	79-92	L	4/11/09	Min	110-97	W
2/3/93	Phx	122-102	W	3/25/98	Phx	97-99	L	1/25/04	Min	95-99	L	11/1/09	Phx	120-112	W
4/14/93	Phx	98-84	W	4/7/99	Phx	90-82	W	2/17/04	Min	95-110	L	11/27/09	Min	120-95	W
1/7/94	Min	110-103	W	4/28/99	Min	92-97	L	3/19/04	Phx	80-93	L	3/16/10	Phx	152-114	W
2/9/94	Phx	111-106	W	5/5/99	Phx	100-96	W	12/3/04	Phx	93-97	L	3/28/10	Min	111-105	W
2/24/94	Min	120-101	W	11/13/99	Min	100-110	L	1/4/05	Min	122-115	W				
3/4/94	Phx	106-101	W	2/10/00	Phx	101-85	W	2/2/05	Min	108-79	W				
11/16/94	Phx	105-90	W	3/14/00	Phx	107-100	W	4/1/05	Phx	107-98	W				

*Overtime

Suns Players Career Statistics vs. Timberwolves

PLAYER	G-GS	MIN	FG-FGA	PCT	3FG-FGA	PCT	FT-FTA	PCT	OFF	DEF	TOT	AST	PF-DQ	STL	TO	BLK	PTS	AVG	HI
Childress	8-2	233	33-67	.493	2-8	.250	17-22	.773	14	25	39	16	10-0	5	9	5	85	10.6	16
Clark	2-0	17	6-6	1.000	0-0	—	2-2	1.000	0	2	2	0	0-0	0	0	0	14	7.0	14
Dragic	5-0	95	14-34	.412	4-12	.333	4-7	.571	3	13	16	25	10-0	0	10	2	36	7.2	11
Dudley	8-0	185	23-49	.469	9-19	.474	9-9	1.000	4	12	16	10	7-0	7	6	2	64	8.0	16
Frye	15-4	341	51-107	.477	17-32	.531	18-22	.818	18	57	75	11	42-1	11	8	13	137	9.1	25
Hill	26-25	882	174-331	.526	6-15	.400	140-165	.848	25	130	155	115	60-1	33	71	13	494	19.0	40
Jones	3-0	32	3-4	.750	0-0	—	3-6	.500	5	7	12	1	4-0	0	1	0	9	3.0	4
Lopez	4-1	68	11-20	.550	0-0	—	6-7	.857	10	18	28	2	10-0	1	5	3	28	7.0	12
Nash	47-42	1489	265-532	.498	66-175	.377	127-133	.955	27	133	160	423	69-1	28	130	1	723	15.4	31
Richardson	30-30	1054	220-475	.463	73-166	.440	83-110	.755	31	115	146	101	64-1	30	56	9	596	19.9	36
Turkoglu	26-16	714	111-259	.429	30-86	.349	71-88	.807	22	106	128	78	52-0	24	36	2	323	12.4	32
Warrick	17-5	379	68-142	.479	0-7	.000	44-62	.710	29	59	88	14	32-0	8	19	9	180	10.6	22

Series Highlights & Top Performances

The Suns won the first 25 games in the series and have won 16 of the last 21 matchups, including a sweep of the 2009-10 season series... The Wolves' 121-112 win January 29, 2007 snapped the Suns' franchise-record 17-game win streak... The 73 points scored by the Suns on January 23, 2001 was the team-low in the series... Minnesota claimed its first-ever series win January 4, 1996 with a 98-93 road victory... December 13, 1996, the Wolves won for the first time at home, 108-105... January 27, 1993 in Minnesota, **Charles Barkley** grabbed a series-high 24 rebounds... January 18, 1990 in Phoenix, **Kevin Johnson** dished out a series-best 17 assists... January 7, 1994 in Minnesota, **Luc Longley** – who played for Minnesota and Phoenix – grabbed a Wolves series-high 14 rebounds.

By The Numbers:

Suns vs. Minnesota 2009-2010: 4-0

11/1/09 at Phoenix: Suns 120, Wolves 112

11/27/09 at Minnesota: Suns 120, Wolves 95

3/16/10 at Phoenix: Suns 152, Wolves 114

3/28/10 at Minnesota: Suns 111, Wolves 105

Suns largest margin of victory: 38 (152-114, 3/16/10)

Suns high point total: 152 (3/16/10)

Suns low point total: 73 (1/23/01)

Wolves largest margin of victory: 20 (108-88, 1/7/01)

Wolves high point total: 121 (1/29/07)

Wolves low point total: 76 (3/8/02)

All-Time Series Results:

Suns vs. Wolves at Phoenix: 30-11

Suns vs. Wolves at Minnesota: 24-16

Suns vs. Wolves overall: 54-27

HOME

Suns last win: 3/16/10 (152-114)

Suns last loss: 1/16/09 (105-103)

Streaks: Won two

AWAY

3/28/10 (111-105)

1/23/08 (117-107)

Won four

New Jersey Nets



390 Murray Hill Parkway
East Rutherford, NJ 07073
(201) 935-8888
Fax: (201) 935-1088
www.njnets.com

2010-2011 vs. Suns:

January 12 at Phoenix
 February 28 at New Jersey

2009-2010 Finish:

12-70 (.146)
 Fifth in Atlantic Division

Playoffs:

Did not qualify

Principal Owner	Mikhail Prokhorov
General Manager	Billy King
Head Coach	Avery Johnson
Assistant Coaches	Sam Mitchell, Larry Krystkowiak, John Loyer, Popeye Jones, Tom Barrise
Head Athletic Trainer	Tim Walsh
Vice President, Public Relations	Gary Sussman
Senior Director, Public Relations	Aaron Harris
Coordinator, Public Relations	Patrick Rees
Home Court	Prudential Center (18,711)
Team Colors	Blue, Red, Silver
Radio	WFAN (660 AM) Chris Carrino, Tim Capstraw
TV	YES Network Ian Eagle, Marv Albert, Mike Fratello, Jim Spanarkel

2009-2010 Regular Season Stats – Suns vs. Nets

PLAYER	G-GS	MIN	FG-FGA	PCT	3FG-FGA	PCT	FT-FTA	PCT	OFF	DEF	TOT	AST	PF-DQ	STL	TO	BLK	PTS	AVG	HI
Richardson	2-1	60	20-31	.645	5-6	.833	4-5	.800	0	11	11	3	2-0	2	0	1	49	24.5	26
Stoudemire	2-2	60	17-27	.630	0-0	—	8-10	.800	3	8	11	2	7-0	2	6	3	42	21.0	27
Lopez	1-1	34	8-10	.800	0-0	—	4-6	.667	4	3	7	0	2-0	0	2	1	20	20.0	20
Nash	2-2	58	14-26	.538	4-6	.667	4-5	.800	1	11	12	29	2-0	1	7	0	36	18.0	24
Dragic	2-0	38	8-15	.533	1-4	.250	3-4	.750	1	4	5	8	3-0	2	3	0	20	10.0	11
Hill	2-2	48	7-13	.538	1-2	.500	5-5	1.000	0	12	12	5	1-0	0	1	1	20	10.0	11
Dudley	2-0	46	6-9	.667	3-4	.750	0-0	—	5	5	10	3	3-0	2	1	0	15	7.5	13
Frye	2-0	48	5-14	.357	0-4	.000	4-4	1.000	2	6	8	1	3-0	3	2	1	14	7.0	12
Barbosa	2-1	36	5-12	.417	1-5	.200	0-0	—	0	2	2	3	1-0	1	0	1	11	5.5	9
Amundson	2-0	35	2-8	.250	0-0	—	3-6	.500	4	3	7	0	7-0	1	0	2	7	3.5	7
Clark	1-0	3	0-1	.000	0-0	—	0-0	—	0	0	0	1	0-0	0	0	0	0	0.0	0
Collins	1-1	15	0-1	.000	0-0	—	0-0	—	1	3	4	1	3-0	0	0	0	0	0.0	0
SUNS	2	480	92-167	.551	15-31	.484	35-45	.778	21	68	89	56	34-0	14	23	10	234	117.0	118

PLAYER	G-GS	MIN	FG-FGA	PCT	3FG-FGA	PCT	FT-FTA	PCT	OFF	DEF	TOT	AST	PF-DQ	STL	TO	BLK	PTS	AVG	HI
Lopez	2-2	71	20-35	.571	0-0	—	5-8	.625	11	10	21	5	3-0	1	5	2	45	22.5	26
Lee	2-2	72	10-21	.476	2-8	.250	5-5	1.000	0	7	7	4	4-0	2	6	1	27	13.5	17
T. Williams	2-0	50	11-23	.478	2-7	.286	1-1	1.000	3	9	12	10	4-0	1	3	2	25	12.5	21
Yi	2-2	69	10-23	.435	0-0	—	5-7	.714	6	6	12	4	7-0	0	3	1	25	12.5	14
Harris	2-2	68	6-24	.250	1-7	.143	7-7	1.000	1	5	6	16	8-0	2	5	0	20	10.0	11
Hayes	2-1	43	8-15	.533	3-5	.600	0-0	—	0	1	1	3	4-0	1	0	19	9.5	11	
Humphries (TOT)	3-0	57	11-21	.524	0-0	—	5-8	.625	4	14	18	2	8-0	0	2	3	27	9.0	17
Humphries (NJ)	2-0	48	11-20	.550	0-0	—	4-6	.667	3	11	14	2	5-0	0	2	3	26	13.0	17
Dooling	2-0	30	2-8	.250	2-6	.333	2-2	1.000	0	1	1	5	4-0	0	1	0	8	4.0	5
Douglas-Roberts	1-1	24	2-4	.500	0-1	.000	0-0	—	0	2	2	0	3-0	2	1	0	4	4.0	4
Boone	1-0	4	0-0	—	0-0	—	0-0	—	0	0	0	0	1-0	0	0	0	0	0.0	0
Quinn	1-0	1	0-0	—	0-0	—	0-0	—	0	0	0	0	0-0	0	0	0	0	0.0	0
NETS	2	480	80-173	.462	10-34	.294	29-36	.806	24	52	76	49	43-0	8	27	9	199	99.5	105

Series Scores & Summary

Date	Site	Final	W/L	Date	Site	Final	W/L	Date	Site	Final	W/L	Date	Site	Final	W/L
11/19/76	Phx	88-90	L	1/6/83	N.J.	93-94	L	1/29/92	Phx	128-95	W	3/6/02	Phx	89-87	W
12/1/76	N.J.	106-96	W	11/23/83	Phx	108-110	L	12/8/92	N.J.	105-100	W	11/27/02	Phx	82-75	W
3/11/77	N.J.	73-82	L	3/14/84	N.J.	102-108	L	3/13/93	Phx	93-124	L	12/9/02	N.J.	93-106	L
4/10/77	Phx	128-104	W	1/14/84	Phx	98-86	W	12/3/93	N.J.	104-103	W	12/6/03	N.J.	88-99	L
1/4/78	N.J.	83-115	L	1/4/85	N.J.	98-105	L	3/19/94	Phx	105-93	W	3/3/04	Phx	87-74	W
1/29/78	Phx	131-100	W	11/22/85	Phx	96-104	L	11/27/94	Phx	115-110	W	11/6/04	N.J.	112-80	W
3/15/78	N.J.	98-117	L	3/9/86	N.J.	111-115	L	12/8/94	N.J.	133-106	W	1/23/05	Phx	113-105	W
4/10/78	Phx	120-109	W	11/19/86	Phx	111-101	W	2/8/96	Phx	107-102	W	1/25/05	Phx	92-81	W
1/7/79	N.J.	112-117	L	1/21/87	N.J.	114-120	L	3/12/96	N.J.	98-88	W	3/27/06	N.J.	72-110	L
1/28/79	Phx	114-117	L	11/27/87	Phx	113-107	W	11/27/96	Phx	99-77	W	11/24/06	Phx	99-93	W
2/21/79	N.J.	112-123	L	1/18/88	N.J.	113-117	L	1/30/97	N.J.	101-113	L	12/7/06**	N.J.	161-157	W
12/5/79	N.J.	100-115	L	11/23/88	Phx	129-133	L	11/26/97	Phx	111-99	W	1/20/08	Phx	116-92	W
2/17/80	Phx	128-98	W	12/30/88	N.J.	116-109	W	2/5/98	N.J.	94-106	L	3/29/08	N.J.	110-104	W
12/5/80	Phx	88-90	L	1/30/90	Phx	120-95	W	11/10/99	N.J.	104-89	W	11/4/08	N.J.	114-86	W
1/9/81	N.J.	112-95	W	3/30/90	N.J.	126-119	W	11/27/99	Phx	129-90	W	11/30/08	Phx	109-117	L
1/22/82	Phx	97-99	L	11/23/90	Phx	114-116	L	11/22/00	Phx	97-85	W	1/20/10	Phx	118-94	W
3/10/82	N.J.	105-113	L	12/7/90	N.J.	129-110	W	12/8/00	N.J.	84-86	L	3/31/10	N.J.	116-105	W
11/26/82	Phx	110-99	W	1/22/92	N.J.	104-106	L	12/5/01	N.J.	87-106	L				

*Overtime ** Double Overtime

Suns Players Career Statistics vs. Nets

PLAYER	G-GS	MIN	FG-FGA	PCT	3FG-FGA	PCT	FT-FTA	PCT	OFF	DEF	TOT	AST	PF-DQ	STL	TO	BLK	PTS	AVG	HI
Childress	12-0	375	45-79	.570	5-15	.333	33-40	.825	18	43	61	22	24-0	10	15	9	128	10.7	23
Clark	1-0	3	0-1	.000	0-0	—	0-0	—	0	0	0	1	0-0	0	0	0	0	0.0	0
Dragic	3-0	55	10-18	.556	1-5	.200	5-7	.714	1	7	8	0	5-0	2	5	0	26	8.7	11
Dudley	5-0	101	13-22	.591	4-6	.667	10-11	.909	11	11	22	6	5-0	5	4	1	40	8.0	15
Frye	13-5	338	55-112	.491	0-7	.000	36-45	.800	16	44	60	15	35-1	7	19	7	146	11.2	20
Hill	31-29	1091	223-429	.520	3-17	.176	135-170	.794	29	179	208	184	70-0	33	89	12	584	18.8	32
Jones	4-0	37	5-6	.833	0-0	—	3-5	.600	9	9	18	1	5-0	1	1	0	13	3.3	9
Lopez	3-1	61	10-15	.667	0-0	—	4-7	.571	4	6	10	0	6-0	1	2	6	24	8.0	20
Nash	27-21	845	155-289	.536	47-81	.580	68-75	.907	13	60	73	214	47-0	21	71	2	425	15.7	42
Richardson	16-15	579	133-275	.484	31-84	.369	40-57	.702	20	59	79	44	42-1	22	28	5	337	21.1	33
Turkoglu	26-16	755	113-261	.433	36-93	.387	77-88	.875	13	111	124	74	78-2	26	42	9	339	13.0	25
Warrick	12-3	272	46-98	.469	0-2	.000	34-46	.739	12	32	44	11	25-0	1	21	3	126	10.5	25

Series Highlights & Top Performances

The Suns have won 24 of the last 32 meetings, including 15 of the last 16 games at US Airways Center... The Suns won a series-record 14 consecutive home games from March 19, 1994 to January 20, 2008... December 7, 2006, Phoenix tallied a double-overtime win, 161-157, at New Jersey in an "instant classic" that featured 21 ties and 34 lead changes and a battle of point guards, Steve Nash (42 points, 13 assists) and Jason Kidd (38 points, 13 assists)... March 3, 2004, Phoenix held the Nets to an opponent series-low 74 points en route to an 87-74 win in the Valley of the Sun.. Phoenix recorded a season-best 57 rebounds in 82-75 victory on November 27, 2002... Phoenix shot .636 from the field on November 27, 1999, the second highest shooting effort ever at USAC... The victory was the first of the season for Phoenix and first ever for then head coach **Danny Ainge**, snapping the club's record 13-game losing streak... January 4, 1978 in New Jersey, Nets forward **Bernard King** scored a series-high 44 points... Also in that game Nets guard **Eddie Jordan** recorded a series-high eight steals... In the first-ever meeting between the teams, November 19, 1976, Suns forward **Curtis Perry** grabbed a series-best 19 rebounds.

By The Numbers:

Suns vs. New Jersey 2009-2010: 2-0

1/20/10 at Phoenix: Suns 118, Nets 94

3/31/10 at New Jersey: Suns 116, Nets 105

All-Time Series Results:

Suns vs. Nets at Phoenix: 25-10

Suns vs. Nets at New Jersey: 15-21

Suns vs. Nets overall: 40-31

Suns largest margin of victory: 39 (129-90, 11/27/99)

Suns high point total: 161 (12/7/06**)

Suns low point total: 72 (3/27/06)

Nets largest margin of victory: 38 (110-72, 3/27/06)

Nets high point total: 157 (12/7/06**)

Nets low point total: 74 (3/3/04)

HOME

Suns last win: 1/20/10 (118-94)

Suns last loss: 11/30/08 (117-109)

Streaks: Won one

AWAY

3/31/10 (116-105)

3/27/06 (110-72)

Won four

New Orleans Hornets



**1250 Poydras, 19th floor
New Orleans, LA 70113
(504) 593-4700
Fax: (504) 593-4702
www.hornets.com**

2010-2011 vs. Suns:

January 30 at Phoenix
March 16 at New Orleans
March 25 at Phoenix
April 8 at New Orleans

2009-2010 Finish:

37-45 (.451)
Fifth in Southwest Division

Playoffs:

Did not qualify

Owner	George Shinn
President	Hugh Weber
General Manager	Dell Demps
Head Coach	Monty Williams
Assistant Coaches	Michael Malone Randy Ayers James Borrego Bryan Gates Fred Vinson
Head Athletic Trainer	Terry Kofler
Vice President of Communications	Harold Kaufman
Director of Basketball Communications	Dennis Rogers
Basketball Communications Coordinator	Lindsey Mitchell
Home Court	New Orleans Arena (17,188, built in 1999)
Team Colors	Creole Blue, Purple, Mardis Gras Gold
Radio	KMEZ (106.7 FM) Sean Kelley, Gerry Vaillancourt
TV	Cox Sports Television (Cable) Bob Licht, Gil McGregor, Victor Howell

2009-2010 Regular Season Stats – Suns vs. Hornets

PLAYER	G-GS	MIN	FG-FGA	PCT	3FG-FGA	PCT	FT-FTA	PCT	OFF	DEF	TOT	AST	PF-DQ	STL	TO	BLK	PTS	AVG	HI
Stoudemire	4-4	138	37-59	.627	0-0	—	31-38	.816	10	25	35	2	12-0	2	14	4	105	26.3	36
Lopez	2-2	48	12-16	.750	0-0	—	4-5	.800	4	6	10	1	3-0	0	3	2	28	14.0	18
Nash	4-4	123	21-33	.636	5-8	.625	9-11	.818	3	4	7	44	10-0	4	9	0	56	14.0	18
Dudley	4-0	107	17-29	.586	12-17	.706	7-8	.875	4	10	14	9	6-0	2	0	0	53	13.3	17
Richardson	4-4	116	21-43	.488	6-18	.333	4-8	.500	3	19	22	10	9-0	8	2	1	52	13.0	20
Hill	4-4	119	20-38	.526	1-5	.200	6-7	.857	6	16	22	10	8-0	2	5	5	47	11.8	18
Frye	4-2	108	17-42	.405	7-23	.304	5-5	1.000	5	22	27	12	11-0	4	2	5	46	11.5	20
Barbosa	2-0	34	9-20	.450	2-6	.333	2-2	1.000	2	1	3	4	4-0	3	2	0	22	11.0	11
Dragic	4-0	76	7-22	.318	4-12	.333	2-4	.500	3	8	11	19	5-0	1	9	0	20	5.0	14
Amundson	4-0	50	6-10	.600	0-0	—	4-8	.500	3	5	8	0	5-0	0	4	5	16	4.0	8
Clark	3-0	20	2-7	.286	1-1	1.000	4-4	1.000	1	2	3	1	1-0	0	2	0	9	3.0	7
Collins	3-0	14	0-1	.000	0-0	—	2-4	.500	0	3	3	0	2-0	0	1	0	2	0.7	2
Griffin	1-0	4	0-1	.000	0-0	—	0-0	—	0	0	0	0	1-0	0	0	0	0	0.0	0
Tucker	1-0	3	0-1	.000	0-1	.000	0-0	—	0	0	0	1	0-0	0	0	0	0	0.0	0
SUNS	4	960	169-322	.525	38-91	.418	80-104	.769	44	121	165	113	77-0	26	64	22	456	114.0	124

PLAYER	G-GS	MIN	FG-FGA	PCT	3FG-FGA	PCT	FT-FTA	PCT	OFF	DEF	TOT	AST	PF-DQ	STL	TO	BLK	PTS	AVG	HI
Paul	1-1	30	9-16	.563	4-7	.571	3-4	.750	0	0	0	6	2-0	4	2	0	25	25.0	25
Thornton	4-1	108	31-60	.517	11-23	.478	6-11	.545	4	8	12	8	8-0	5	6	1	79	19.8	28
West	4-4	129	21-53	.396	0-2	.000	18-18	1.000	8	15	23	12	13-0	4	2	0	60	15.0	24
D. Brown	2-2	65	11-29	.379	3-8	.375	2-4	.500	4	7	11	8	3-0	1	5	0	27	13.5	19
Collins	4-3	124	21-53	.396	2-5	.400	10-10	1.000	6	9	15	31	8-0	5	8	0	54	13.5	16
Okafor	4-4	119	24-38	.632	0-0	—	5-11	.455	14	16	30	2	13-0	3	5	4	53	13.3	15
Stojakovic	3-3	88	11-24	.458	7-16	.438	7-8	.875	5	13	18	3	1-0	1	2	0	36	12.0	25
Posey	3-0	60	5-9	.556	4-6	.667	6-6	1.000	2	10	12	9	7-0	1	1	0	20	6.7	11
Peterson	2-1	36	4-13	.308	3-8	.375	2-2	1.000	1	3	4	4	5-0	2	3	0	13	6.5	13
Songaila	4-0	80	10-24	.417	0-0	—	6-6	1.000	5	11	16	2	14-0	6	6	2	26	6.5	8
Armstrong	1-0	22	3-7	.429	0-0	—	0-0	—	3	0	3	1	4-0	0	2	0	6	6.0	6
Wright	3-1	63	6-14	.429	0-0	—	1-4	.250	5	8	13	2	1-0	2	5	1	13	4.3	7
B. Brown	2-0	19	3-9	.333	0-2	.000	0-0	—	0	2	2	5	1-0	0	2	0	6	3.0	6
Gray	1-0	12	1-3	.333	0-0	—	0-0	—	3	2	5	0	1-0	1	1	0	2	2.0	2
Marks	1-0	3	0-0	—	0-0	—	0-0	—	0	0	0	0	1-0	0	0	0	0	0.0	0
HORNETS	4	960	160-362	.442	34-77	.442	66-84	.786	60	104	164	93	82-0	35	51	8	420	105.0	110

Series Scores & Summary

Date	Site	Final	W/L	Date	Site	Final	W/L	Date	Site	Final	W/L	Date	Site	Final	W/L
1/19/89	Char#	126-112	W	2/26/95	Phx	103-92	W	3/16/02	Char	76-87	L	3/9/07	Phx	104-103	W
1/24/89	Phx	106-103	W	3/16/95	Char	108-105	W	1/20/03	N.O.	102-114	L	4/6/07	N.O.%	103-95	W
1/15/90*	Phx	118-108	W	12/12/95	Phx	100-115	L	3/1/03	Phx	92-97	L	12/15/07	N.O.	98-101	L
1/25/90	Char	124-97	W	3/17/96	Char	102-103	L	12/11/03	Phx	101-111	L	1/5/08	Phx	113-118	L
3/21/90*	Phx	114-115	L	1/10/97	Phx	102-90	W	3/26/04	N.O.	99-94	W	2/6/08**	Phx	130-132	L
3/29/90	Char	105-92	W	2/19/97	Char	115-123	L	11/17/04	N.O.	95-84	W	2/27/08	N.O.	103-120	L
2/25/91	Phx	128-108	W	1/27/98**	Char	113-120	L	11/26/04	Phx	95-86	W	10/30/08	Phx	95-108	L
3/4/91	Char	126-93	W	2/20/98	Phx	115-99	W	12/29/04	N.O.	107-96	W	12/3/08	N.O.	91-104	L
11/29/91	Phx	131-111	W	3/17/99	Char	111-119	L	4/12/05	Phx	99-85	W	4/8/09	N.O.	105-100	W
1/4/92	Char	108-113	L	1/4/00	Phx	86-80	W	12/12/05	Phx	87-91	L	11/11/09	Phx	124-104	W
12/1/92	Phx	109-90	W	1/29/00	Char	79-100	L	12/16/05	N.O.+	101-88	W	11/19/09	N.O.	103-110	L
12/9/92	Char	110-101	W	2/4/01	Phx	85-82	W	3/6/06	N.O.%	101-88	W	2/1/10	N.O.	109-100	W
1/11/94	Phx	93-95	L	4/4/01	Char	103-94	W	4/17/06	Phx	115-78	W	3/14/10	Phx	120-106	W
3/8/94	Char	89-97	L	3/8/02	Phx	82-88	L	11/22/06	Phx	92-83	W				

*Overtime

**Double Overtime

Charlotte Hornets

+Baton Rouge

% Oklahoma City

Suns Players Career Statistics vs. Hornets

PLAYER	G-GS	MIN	FG-FGA	PCT	3FG-FGA	PCT	FT-FTA	PCT	OFF	DEF	TOT	AST	PF-DQ	STL	TO	BLK	PTS	AVG	HI
Childress	7-2	194	21-43	.488	4-7	.571	13-18	.722	14	20	34	9	15-0	5	6	0	59	8.4	19
Clark	3-0	20	2-7	.286	1-1	1.000	4-4	1.000	1	2	3	1	1-0	0	2	0	9	3.0	7
Dragic	6-0	102	11-29	.379	5-14	.357	5-8	.625	3	15	18	21	8-0	2	11	0	32	5.3	14
Dudley	7-1	170	24-47	.511	15-22	.682	9-11	.818	8	14	22	12	12-0	8	3	0	72	10.3	17
Frye	14-6	331	56-131	.427	7-25	.280	16-17	.941	20	64	84	23	44-1	9	11	8	135	9.6	20
Hill	40-39	1393	247-515	.480	4-21	.190	175-224	.781	48	202	250	178	85-0	64	110	22	673	16.8	30
Jones	2-0	7	0-0	—	0-0	—	0-0	—	1	2	3	1	1-0	0	0	0	0	0.0	0
Lopez	5-3	81	13-20	.650	0-0	—	4-5	.800	5	9	14	2	11-0	0	4	3	30	6.0	18
Nash	33-28	1043	184-356	.517	47-118	.398	76-91	.835	18	77	95	281	58-0	25	97	2	491	14.9	32
Richardson	22-22	746	137-347	.395	26-87	.299	65-82	.793	29	73	102	66	54-0	14	39	7	365	16.6	31
Turkoglu	18-14	513	86-177	.486	31-61	.508	41-51	.804	10	68	78	55	50-0	14	37	6	244	13.6	26
Warrick	16-2	330	61-118	.517	3-4	.750	39-55	.709	16	56	72	8	36-0	6	24	13	164	10.3	22

Series Highlights & Top Performances

Phoenix has won 15 of the last 23 games overall... March 21, 1990 in Phoenix, **Kevin Johnson** tallied a series-best 20 assists... Despite KJ's explosion, the Hornets escaped with their first-ever victory over the Suns, 115-114, in overtime... January 15, 1990 in Phoenix, **Tom Chambers** poured in a Suns series-best 40 points in the Suns' 118-108 overtime win... January 27, 1998, **Glen Rice** hit a series-high 42 points, in the Hornets double-overtime victory over Phoenix (120-113)... **Alonzo Mourning** also blocked a series-high five shots on February 26, 1995, but Phoenix earned a 103-92 home win.

By The Numbers:

Suns vs. Hornets 2009-2010: 3-1

11/11/09 at Phoenix: Suns 124, Hornets 104

11/19/09 at New Orleans: Hornets 110, Suns 103

2/1/10 at New Orleans: Suns 109, Hornets 100

3/14/10 at Phoenix: Suns 120, Hornets 106

Suns largest margin of victory: 37 (115-78, 4/17/06)

Suns high point total: 131 (11/29/91)

Suns low point total: 76 (3/16/02)

Hornets largest margin of victory: 21 (100-79, 1/29/00)

Hornets high point total: 132 (2/6/08**)

Hornets low point total: 80 (1/4/00)

All-Time Series Results:

Suns vs. Hornets at Phoenix: 17-10

Suns vs. Hornets on road: 15-13

Suns vs. Hornets overall: 32-23

	HOME	AWAY
Suns last win:	3/14/10 (120-106)	2/1/10 (109-100)
Suns last loss:	10/30/08 (108-95)	11/19/09 (110-103)
Streaks:	Won two	Won one

New York Knicks



Madison Square Garden
Two Pennsylvania Plaza
New York, NY 10121-0091
(212) 465-6471
Fax: (212) 465-6498
www.nyknicks.com

2010-2011 vs. Suns:

January 7 at Phoenix
 January 17 at New York

2009-2010 Finish:

29-53 (.354)

Third in Atlantic Division

Playoffs:

Did not qualify

Chairman & NBA Governor	James L. Dolan
President, Basketball Operations	Donnie Walsh
Head Coach	Mike D'Antoni
Assistant Coaches	Kenny Atkinson, Dan D'Antoni, Phil Weber, Herb Williams
Head Athletic Trainer	Roger Hinds
Vice President, Public Relations	Jonathan Supranowitz
Director, Media Relations	Nick Brown
Manager, Public Relations	Alyson Furch
Coordinator, Media Relations	Gregg Schwartz
Home Court	Madison Square Garden (19,763, built in 1968)
Team Colors	Orange, White, Blue
Radio	ESPN Radio (1050 AM) Gus Johnson, John Andarieste WADO (1280 AM Spanish) Alfredo Bejar, Juan Antonio Cains, Clemson Smith-Muniz
TV	MSG Network (Cable) Mike Breen, Walt Frazier

2009-2010 Regular Season Stats – Suns vs. Knicks

PLAYER	G-GS	MIN	FG-FGA	PCT	3FG-FGA	PCT	FT-FTA	PCT	OFF	DEF	TOT	AST	PF-DQ	STL	TO	BLK	PTS	AVG	HI
Barbosa	1-0	22	7-12	.583	1-3	.333	3-3	1.000	0	1	1	2	0-0	0	1	2	18	18.0	18
Stoudemire	2-2	54	7-13	.538	0-0	—	18-21	.857	2	12	14	5	7-0	0	6	1	32	16.0	18
Richardson	2-2	53	12-24	.500	2-9	.222	5-6	.833	3	7	10	2	3-0	1	2	1	31	15.5	17
Nash	2-2	59	12-23	.522	2-7	.286	3-3	1.000	0	8	8	17	2-0	0	8	1	29	14.5	20
Tucker	1-0	12	4-7	.571	1-1	1.000	5-8	.625	3	0	3	0	1-0	0	1	0	14	14.0	14
Lopez	2-1	34	9-14	.643	0-0	—	3-4	.750	7	5	12	0	3-0	0	1	0	21	10.5	14
Dudley	2-0	38	7-14	.500	4-8	.500	2-2	1.000	5	5	10	3	3-0	0	1	0	20	10.0	13
Hill	2-2	51	6-13	.462	0-0	—	4-6	.667	0	9	9	1	4-0	2	1	0	16	8.0	8
Amundson	2-0	34	6-9	.667	0-0	—	2-4	.500	1	3	4	1	4-0	1	1	0	14	7.0	11
Clark	2-0	25	6-11	.545	0-0	—	1-2	.500	1	4	5	2	0-0	0	2	0	13	6.5	7
Frye	2-1	48	5-12	.417	2-4	.500	1-1	1.000	6	10	16	2	5-0	3	0	0	13	6.5	8
Dragic	2-0	44	3-13	.231	0-6	.000	2-4	.500	0	1	1	13	4-0	4	6	1	8	4.0	8
Collins	1-0	6	1-2	.500	0-0	—	0-0	—	1	2	3	0	0-0	0	0	0	2	2.0	2
SUNS	2	480	85-167	.509	12-38	.316	49-64	.766	29	67	96	48	36-0	11	31	6	231	115.5	132

PLAYER	G-GS	MIN	FG-FGA	PCT	3FG-FGA	PCT	FT-FTA	PCT	OFF	DEF	TOT	AST	PF-DQ	STL	TO	BLK	PTS	AVG	HI
Harrington	2-0	58	17-33	.515	6-11	.545	6-9	.667	4	9	13	3	6-0	2	4	1	46	23.0	24
Lee	2-2	70	17-29	.586	0-0	—	11-15	.733	11	10	21	4	8-0	6	5	0	45	22.5	24
Gallinari	2-2	73	17-36	.472	7-18	.389	2-3	.667	1	12	13	4	2-0	3	1	4	43	21.5	27
Chandler	1-1	29	4-11	.364	2-3	.667	4-4	1.000	4	2	6	0	4-0	1	2	0	14	14.0	14
Hughes	1-1	35	4-11	.364	1-4	.250	2-2	1.000	0	6	6	12	3-0	4	2	0	11	11.0	11
Jeffries	1-0	26	4-6	.667	0-0	—	2-4	.500	5	0	5	4	3-0	1	0	4	10	10.0	10
House (TOT)	3-0	54	10-23	.435	8-13	.615	0-0	—	3	3	6	0	4-0	1	4	0	28	9.3	19
House (NY)	1-0	21	3-7	.429	3-5	.600	0-0	—	2	2	4	0	0-0	0	3	0	9	9.0	9
Rodriguez (TOT)	3-0	51	10-17	.588	1-4	.250	5-8	.625	1	2	3	9	6-0	4	6	1	26	8.7	12
Rodriguez (NY)	1-0	10	2-3	.667	0-0	—	0-0	—	0	0	0	3	0-0	1	0	0	4	4.0	4
Douglas	2-1	46	4-14	.286	3-7	.429	0-0	—	2	1	3	6	7-0	1	3	0	11	5.5	6
Duhon	1-1	26	2-8	.250	1-4	.250	0-1	.000	1	1	2	5	2-0	1	1	0	5	5.0	5
McGrady	1-1	29	2-11	.182	0-0	—	1-1	1.000	3	5	8	5	1-0	0	1	0	5	5.0	5
Walker (TOT)	2-1	27	3-8	.375	2-5	.400	2-4	.500	0	1	1	2	6-0	0	1	0	10	5.0	10
Walker (NY)	1-1	24	3-8	.375	2-5	.400	2-4	.500	0	0	0	2	5-0	0	1	0	10	10.0	10
Hill	1-0	6	2-7	.286	0-0	—	0-0	—	1	2	3	1	2-0	0	0	1	4	4.0	4
Landry	1-0	5	1-1	1.000	1-1	1.000	0-0	—	0	0	0	0	0-0	0	1	0	3	3.0	3
Giddens (TOT)	3-0	19	3-5	.600	0-1	.000	0-0	—	1	5	6	0	0-0	0	0	0	6	2.0	4
Giddens (NY)	1-0	11	1-2	.500	0-1	.000	0-0	—	0	3	3	0	0-0	0	0	0	2	2.0	2
Robinson	1-0	11	0-2	.000	0-2	.000	0-0	—	0	1	1	2	2-0	0	1	0	0	0.0	0
KNICKS	2	480	83-189	.439	26-61	.426	30-43	.698	34	54	88	51	45-0	20	28	10	222	111.0	126

Series Scores & Summary

Date	Site	Final	%	Date	Site	Final	%	Date	Site	Final	%	Date	Site	Final	%
10/24/68	Phx	109-92	W	12/19/72	Phx	117-84	W	10/31/78	Phx	120-108	W	3/7/89	N.Y.	119-124	L
12/10/68	N.Y.	106-111	L	1/16/73	Phx	101-102	L	1/2/79	N.Y.	114-102	W	12/2/89	Phx	112-122	L
1/9/69	Phx	120-134	L	3/13/73	N.Y.	111-115	L	1/26/79	Phx	108-107	W	1/2/90	N.Y.	113-99	W
2/12/69	N.Y.	105-112	L	12/11/73	N.Y.	97-105	L	2/20/79	N.Y.	117-107	W	1/26/91	Phx	112-94	W
3/7/69	N.Y.	87-119	L	1/19/74	Phx	112-89	W	12/4/79	N.Y.	114-118	L	3/5/91	N.Y.	107-102	W
3/21/69	Phx	104-139	L	2/5/74	N.Y.	90-106	L	1/23/80	Phx	109-119	L	1/5/92*	N.Y.	104-108	L
10/21/69	N.Y.	116-140	L	3/20/74*	Phx	104-106	L	1/26/81	N.Y.	99-94	W	1/2/94	Phx	104-95	W
11/4/69	Phx	99-116	L	1/2/75	N.Y.	113-117	L	2/15/81	Phx	101-115	L	1/18/93	N.Y.	103-106	L
11/22/69	N.Y.	114-128	L	1/11/75	Phx	113-107	W	1/14/82	Phx	90-89	W	3/23/93	Phx	121-92	W
12/28/69	Phx	116-135	L	3/11/75	N.Y.	98-103	L	2/19/82	N.Y.	104-90	W	1/25/94	N.Y.	96-98	L
1/12/70 Salt Lake	114-130	L		3/19/75	Phx	96-101	L	1/4/83	N.Y.	97-85	W	2/27/94	Phx	92-78	W
2/24/70	N.Y.	105-121	L	11/11/75	Phx	112-81	W	4/2/83	Phx	115-108	W	12/16/94	Phx	106-85	W
11/17/70	N.Y.	100-103	L	12/30/75	N.Y.	88-114	L	12/8/83	Phx	120-97	W	1/29/95	N.Y.	88-107	L
12/20/70	Phx	118-133	L	1/11/76	Phx	98-99	L	3/13/84	N.Y.	96-117	L	11/7/95	N.Y.	102-94	W
1/14/71	Phx	107-88	W	3/30/76	N.Y.	113-97	W	1/30/85	Phx	110-93	W	2/25/96	Phx	113-105	W
2/13/71	N.Y.	97-114	L	12/11/76	N.Y.	96-112	L	3/12/85	N.Y.	123-119	W	1/18/97	Phx	105-98	W
3/18/71	Phx	123-131	L	1/8/77	N.Y.	95-102	L	11/12/85	N.Y.	93-103	L	2/18/97	N.Y.	94-95	L
11/16/71	N.Y.	111-112	L	1/19/77	Phx	97-90	W	1/31/86	Phx	112-117	L	11/6/97	Phx	75-105	L
12/14/71	N.Y.	110-100	W	3/16/77	Phx	124-91	W	11/11/86	N.Y.	105-111	L	11/29/97	N.Y.	80-102	L
1/20/72	Phx	130-109	W	12/20/77	Phx	110-99	W	12/2/86	Phx	124-100	W	3/26/99	Phx	87-94	L
3/11/72	Phx	110-106	W	1/19/78	Phx	134-114	W	12/3/87	Phx	120-114	W	11/19/99	Phx	96-81	W
3/17/72	Phx	111-106	W	2/25/78	N.Y.	115-122	L	1/5/88	N.Y.	100-95	W	2/25/00	N.Y.	79-84	L
11/14/72	N.Y.	97-103	L	3/23/78	Phx	120-108	W	1/27/89	Phx	132-130	W	11/17/00	Phx	85-90	L

*Overtime **Double Overtime ***Triple Overtime

Suns Players Career Statistics vs. Knicks

PLAYER	G-GS	MIN	FG-FGA	PCT	3FG-FGA	PCT	FT-FTA	PCT	OFF	DEF	TOT	AST	PF-DQ	STL	TO	BLK	PTS	AVG	HI
Childress	12-3	392	55-88	.625	4-7	.571	37-44	.841	31	38	69	28	24-0	18	12	6	151	12.6	22
Clark	2-0	25	6-11	.545	0-0	—	1-2	.500	1	4	5	2	0-0	0	2	0	13	6.5	7
Dragic	2-0	44	3-13	.231	0-6	.000	2-4	.500	0	1	1	13	4-0	4	6	1	8	4.0	8
Dudley	6-1	119	17-33	.515	4-9	.444	4-5	.800	7	15	22	8	10-0	6	2	0	42	7.0	13
Frye	5-1	87	9-25	.360	2-4	.500	3-3	1.000	11	18	29	5	11-0	3	2	0	23	4.6	8
Hill	35-35	1281	227-478	.475	10-20	.500	189-260	.727	42	173	215	157	91-0	63	102	11	653	18.7	34
Jones	5-0	34	1-3	.333	0-0	—	0-3	.000	2	4	6	0	8-0	1	3	3	2	0.4	2
Lopez	2-1	34	9-14	.643	0-0	—	3-4	.750	7	5	12	0	3-0	0	1	0	21	10.5	14
Nash	23-20	744	116-266	.436	29-86	.337	59-71	.831	11	70	81	204	36-0	20	60	1	320	13.9	28
Richardson	19-19	640	120-283	.424	32-90	.356	48-76	.632	28	64	92	54	39-0	16	28	8	320	16.8	27
Turkoglu	29-17	833	141-308	.458	49-122	.402	87-109	.798	27	107	134	97	75-0	23	52	5	418	14.4	33
Warrick	10-5	233	37-72	.514	1-1	1.000	24-36	.667	22	35	57	5	23-1	3	16	3	99	9.9	22

Series Highlights & Top Performances

Phoenix split the season series in 2009-10 and has won 10 of the last 13 contests, including seven in a row at US Airways Center... December 29, 2006, **Steve Nash** scored his 10,000th career point on a three-pointer in the first quarter... March 23, 1993, at USAC, the Knicks and the Suns made NBA history for the most suspensions and fines issued in one game (21 players, \$300,000) due to a bench-clearing brawl that ensued when **Doc Rivers** charged **Kevin Johnson** after he retaliated for an earlier foul by Rivers... Both teams were left short handed as **KJ**, **Danny Ainge**, **Greg Anthony**, **Anthony Mason** and Rivers were all ejected from the game. The Suns won 121-92... March 7, 1989 at MSG, **Patrick Ewing** scored a series-high 40 points... Also in that game, **KJ** and **Tom Chambers** each scored 31, the only time in series history that two players from the same club reached the 30-point mark... February 25, 1978 in New York, **Bob McAdoo** had a series-high 23 rebounds... February 24, 1970 in New York, **Connie Hawkins** grabbed a Suns series-high 21 rebounds.

By The Numbers:

Suns vs. New York 2009-2010: 1-1

12/1/09 at New York: Knicks 126, Suns 99

3/26/10 at Phoenix: Suns 132, Knicks 96

Suns largest margin of victory: 36 (132-96, 3/26/10)

Suns high point total: 134 (1/19/78)

Suns low point total: 75 (11/6/97)

Knicks largest margin of victory: 35 (139-104, 3/21/69)

Knicks high point total: 140 (1/2/06 3ot, 10/21/69)

Knicks low point total: 72 (11/21/01)

All-Time Series Results:

Suns vs. Knicks at Phoenix: 37-19

Suns vs. Knicks at New York: 18-37

Suns vs. Knicks overall: 55-56

	HOME	AWAY
Suns last win:	3/26/10 (132-96)	12/2/07 (115-104)
Suns last loss:	2/14/03 (116-115)	12/1/09 (126-99)
Streaks:	Won seven	Lost two

Oklahoma City Thunder



211 N. Robinson, Suite 300
Oklahoma City, OK 73102
(405) 208-4800
Fax: (405) 429-7900
www.thunder.nba.com

2010-2011 vs. Suns:

December 19 at Oklahoma City
 February 4 at Phoenix
 March 6 at Phoenix
 March 30 at Oklahoma City

2009-2010 Finish:

50-32 (.610)

Fourth in Northwest Division

Playoffs:

Lost to L.A. Lakers 4-2

Chairman	Clayton I. Bennett
Exec. Vice President & General Manager	Sam Presti
Head Coach	Scott Brooks
Assistant Coaches	Mark Bryant Maurice Cheeks Rex Kalamian Brian Keefe
Head Athletic Trainer	Joe Sharpe
Director, Basketball Communications	Brian Facchini
Manager, Basketball Communications	Michael Ravina
Coordinator, Basketball Communications	John Read
Home Court	Ford Center (18,203)
Team Colors	Blue, Red, Yellow, Dark Blue
Radio	WWLS (98.1 FM/640 AM) Matt Pinto
TV	FOX Sports Oklahoma (Cable) Brian Davis, Grant Long, Kelly Crull

2009-2010 Regular Season Stats – Suns vs. Thunder

PLAYER	G-GS	MIN	FG-FGA	PCT	3FG-FGA	PCT	FT-FTA	PCT	OFF	DEF	TOT	AST	PF-DQ	STL	TO	BLK	PTS	AVG	HI
Stoudemire	3-3	119	33-55	.600	0-1	.000	23-34	.676	13	25	38	3	11-0	2	11	5	89	29.7	35
Nash	2-2	69	14-26	.538	3-6	.500	4-5	.800	0	3	3	24	1-0	0	7	0	35	17.5	24
Richardson	3-3	100	19-43	.442	5-15	.333	2-3	.667	6	15	21	5	6-0	4	5	3	45	15.0	20
Frye	3-1	83	11-22	.500	4-11	.364	8-9	.889	3	9	12	4	11-1	3	4	4	34	11.3	24
Hill	3-3	90	11-22	.500	2-4	.500	10-14	.714	1	14	15	5	11-1	3	7	1	34	11.3	21
Dragic	3-1	72	12-22	.545	4-8	.500	0-0	—	1	10	11	11	6-0	1	10	1	28	9.3	16
Barbosa	1-0	20	2-6	.333	2-4	.500	2-2	1.000	0	2	2	1	1-0	0	1	0	8	8.0	8
Amundson	3-0	46	8-14	.571	0-0	—	3-7	.429	3	8	11	1	3-0	1	1	6	19	6.3	8
Collins	1-1	12	1-2	.500	0-0	—	1-2	.500	1	2	3	0	0-0	0	1	0	3	3.0	3
Dudley	3-0	81	2-13	.154	1-6	.167	4-7	.571	2	8	10	5	8-0	0	1	0	9	3.0	6
Lopez	1-1	18	0-3	.000	0-0	—	2-2	1.000	1	1	2	0	2-0	0	2	0	2	2.0	2
Clark	2-0	10	1-5	.200	0-0	—	0-0	—	0	1	1	0	0-0	0	0	0	2	1.0	2
SUNS	3	720	114-233	.489	21-55	.382	59-85	.694	31	98	129	59	60-2	14	51	20	308	102.7	113

PLAYER	G-GS	MIN	FG-FGA	PCT	3FG-FGA	PCT	FT-FTA	PCT	OFF	DEF	TOT	AST	PF-DQ	STL	TO	BLK	PTS	AVG	HI
Durant	3-3	123	35-65	.538	7-12	.583	32-37	.865	3	20	23	8	7-0	6	4	0	109	36.3	38
Green	3-3	114	18-48	.375	2-12	.167	10-11	.909	8	11	19	1	6-0	6	3	3	48	16.0	17
Westbrook	3-3	117	21-51	.412	0-1	.000	6-8	.750	4	13	17	27	9-0	7	8	1	48	16.0	21
Ibaka	3-0	67	14-24	.583	0-0	—	4-4	1.000	8	11	19	0	11-1	1	3	6	32	10.7	15
Krstic	2-2	37	6-14	.429	0-0	—	3-4	.750	4	5	9	1	4-0	1	1	1	15	7.5	9
Harden	3-0	71	5-20	.250	1-10	.100	10-13	.769	2	7	9	3	11-0	4	8	1	21	7.0	14
Sefolosha	3-3	78	6-17	.353	2-4	.500	3-3	1.000	2	7	9	5	8-0	4	3	1	17	5.7	15
Maynor	3-0	51	6-15	.400	1-3	.333	0-0	—	0	3	3	10	2-0	0	2	1	13	4.3	7
Collison	3-1	55	6-12	.500	0-0	—	0-2	.000	7	7	14	2	14-1	0	2	1	12	4.0	6
Thomas	1-0	7	0-0	—	0-0	—	0-0	—	0	0	0	0	2-0	0	1	1	0	0.0	0
THUNDER	3	720	117-266	.440	13-42	.310	68-82	.829	38	84	122	57	74-2	29	36	16	315	105.0	117

Series Scores & Summary

Date	Site	Final	%	Date	Site	Final	%	Date	Site	Final	%	Date	Site	Final	%	Date	Site	Final	%
10/18/68	Phx	116-107	W	3/27/74	Sea	123-127	L	12/22/80	Sea	109-98	W	1/12/86	Phx	113-122	L	4/13/01	Phx	109-100	W
10/30/68	Sea	115-108	W	10/17/74	Phx	114-97	W	1/13/81	Phx	104-99	W	2/13/83	Sea	94-95	L	11/13/01	Phx	92-91	W
11/15/68	Sea	124-128	L	10/25/74	Sea	97-106	L	2/20/81	Sea	111-112	L	1/31/87*	Sea	112-118	L	2/6/02	Sea	79-90	L
12/2/68	Phx	109-118	L	1/29/75	Phx	85-99	L	3/22/81	Phx	107-91	W	2/28/87	Phx	105-112	L	12/23/93	Sea	87-86	W
12/30/68	Sea	118-120	L	2/5/75	Sea	107-102	W	10/31/81	Sea	84-94	L	4/7/87*	Sea	127-125	W	1/4/94	Phx	106-112	L
1/7/69	Phx	116-112	W	2/6/75	Phx	112-105	W	1/2/82	Phx	120-97	W	11/7/87	Sea	96-112	L	3/24/94	Sea	106-116	L
11/29/69	Sea	129-130	L	3/23/75	Sea	102-96	W	2/28/82	Sea	103-98	W	12/12/87	Sea	110-129	L	4/10/94	Sea	108-111	L
11/30/69	Phx	116-108	W	4/6/75	Phx	111-114	L	3/21/82	Phx	105-115	L	12/23/87	Phx	102-103	L	4/19/94	Phx	122-116	W
12/12/69	Sea	130-116	W	10/26/75	Sea	99-113	L	4/6/82	Sea	91-102	L	3/15/88	Phx	111-90	W	11/11/94	Sea	123-129	L
12/30/69	Sea	121-134	L	11/13/75	Phx	106-103	W	4/10/82	Phx	116-99	W	12/14/88	Phx	111-93	W	12/16/03	Phx	92-91	L
1/17/70	Phx	131-134	L	1/9/76	Phx	110-112	L	12/14/82*	Sea	114-109	W	4/16/88*	Phx	121-119	W	3/3/95*	Phx	122-118	W
1/27/70	Las Cruces	129-120	W	2/8/76	Sea	107-101	W	12/26/82	Sea	87-88	L	4/20/88	Sea	98-121	L	4/11/95	Sea	96-90	W
2/2/70	Sea	129-118	W	3/23/76	Phx	104-97	W	1/2/83	Phx	116-99	W	11/25/88	Phx	110-105	W	4/23/95	Phx	105-100	W
10/21/70	Sea	106-110	L	4/4/76	Sea	89-117	L	1/13/83	Phx	102-99	W	12/13/88	Sea	116-126	L	12/30/96	Phx	112-123	L
11/26/70	Phx	126-115	W	4/10/76	Phx	121-95	W	2/25/83	Sea	106-101	W	2/15/89	Phx	135-112	W	2/13/96	Phx	98-102	L
12/19/70	Sea	131-135	L	11/5/76	Sea	84-88	L	4/13/83	Phx	109-96	W	3/18/89	Phx	122-104	W	2/16/96	Sea	99-117	L
1/30/71	Phx	134-116	W	11/27/76	Phx	119-107	W	11/1/83	Phx	93-103	L	4/6/89	Sea	126-119	W	4/5/96**	Sea	121-130	L
3/20/71	Phx	114-107	W	1/23/77	Phx	98-88	W	11/8/83	Phx	116-123	W	4/22/89	Sea	121-111	W	11/7/96	Phx	98-103	L
12/19/71	Sea	127-130	L	3/27/77	Phx	121-100	W	1/13/84	Sea	99-103	L	1/6/90	Sea	110-120	L	11/29/96	Sea	92-105	L
12/25/71	Phx	116-86	W	10/25/77	Phx	93-86	W	1/21/84	Phx	131-102	W	1/20/90	Phx	117-98	W	3/26/97	Sea	109-107	W
1/15/72	Phx	110-118	L	12/27/77	Phx	131-105	W	3/21/84	Sea	102-104	L	2/7/90	Sea	128-124	W	3/30/97	Phx	107-106	W
1/21/72	Sea	128-113	W	12/30/77	Sea	110-121	L	4/6/84	Phx	117-108	W	3/24/90	Phx	121-95	W	12/28/97	Phx	97-106	L
3/25/72	Phx	118-98	W	4/7/78	Sea	83-95	L	10/28/84	Sea	102-87	W	4/14/90	Sea	89-96	W	3/1/98	Sea	87-89	L
10/21/72	Phx	129-117	W	12/29/78	Sea	92-119	L	12/3/84	Sea	96-108	L	11/29/90	Phx	128-110	W	3/21/98	Phx	109-102	W
10/27/72	Sea	115-120	L	1/11/79	Phx	106-109	L	1/9/85	Phx	94-88	W	1/25/91	Phx	128-113	W	4/6/98	Sea	102-92	W
10/12/72	Sea	102-110	L	2/16/79	Phx	104-119	L	2/3/85	Phx	120-109	W	2/23/91	Sea	120-110	L	3/4/99	Sea	110-93	W
1/25/73	Phx	112-109	W	3/30/79	Phx	113-111	W	4/2/85	Phx	119-109	W	3/22/91	Phx	105-111	L	4/14/99	Sea	101-94	W
2/8/73	Phx	125-112	W	10/16/79	Phx	102-86	W	4/7/85	Sea	125-110	W	4/18/91	Phx	93-104	L	4/18/99	Phx	99-93	W
3/28/73	Sea	127-125	W	10/26/79	Sea	92-86	W	11/15/85	Phx	117-99	W	11/1/91	Sea	99-95	W	11/21/99	Phx	99-86	W
12/10/73	Phx	115-111	W	11/28/79	Sea	116-127	L	12/17/85	Sea	104-99	W	2/17/92	Sea	96-98	L	1/11/00	Sea	88-101	L
10/23/73	Sea	112-116	L	3/5/80	Phx	127-111	W	1/5/86	Phx	114-97	W	3/5/92	Phx	118-105	W	2/4/00	Sea	86-94	L
12/16/73	Phx	113-109	W	3/25/80	Sea	95-104	L	1/17/86	Phx	103-100	W	4/9/92	Sea	104-119	L	2/6/00	Phx	105-93	W
12/27/73	Phx	111-100	W	3/26/80	Phx	109-99	W	3/26/86	Phx	120-107	W	4/14/92	Phx	122-100	W	1/14/01	Phx	87-106	L
1/13/74	Phx	112-112	L	1/20/81	W	100-90	W	3/30/86	Sea	89-103	L	11/16/92	Phx	117-108	W	1/17/01	Sea	89-80	W
3/17/74	Sea	133-108	W	11/26/80	Phx	113-103	W	11/28/86	Phx	104-117	L	12/26/92	Phx	113-110	W	3/22/01	Sea	91-88	W

*Overtime **Double Overtime ***Triple Overtime

Suns Players Career Statistics vs. Thunder

PLAYER	G-GS	MIN	FG-FGA	PCT	3FG-FGA	PCT	FT-FTA	PCT	OFF	DEF	TOT	AST	PF-DQ	STL	TO	BLK	PTS	AVG	HI
Childress	7-0	202	35-49	.714	1-4	.250	27-33	.818	14	15	29	12	17-1	3	17	1	98	14.0	22
Clark	2-0	10	1-5	.200	0-0	—	0-0	—	0	1	1	0	0-0	0	0	0	2	1.0	2
Dragic	5-1	96	14-30	.467	5-10	.500	2-2	1.000	3	13	16	14	8-0	2	12	1	35	7.0	16
Dudley	9-1	194	10-39	.256	2-12	.167	10-17	.588	17	22	39	11	20-0	6	5	1	32	3.6	9
Frye	13-3	257	42-78	.538	5-13	.385	26-28	.929	16	38	54	8	31-1	3	7	10	115	8.8	24
Hill	31-30	1059	177-381	.465	7-30	.233	117-148	.791	40	141	181	136	75-1	44	81	15	478	15.4	34
Jones	3-0	37	2-3	.667	0-0	—	3-4	.750	6	3	9	1	5-0	1	3	4	7	2.3	4
Lopez	5-2	59	5-11	.455	0-0	—	5-7	.714	4	6	10	0	7-0	2	4	5	15	3.0	11
Nash	46-37	1406	243-490	.496	74-178	.416	93-104	.894	29	102	131	344	78-1	29	122	6	653	14.2	28
Richardson	28-28	1019	205-454	.452	43-126	.341	64-93	.688	41	117	158	79	57-0	37	58	10	517	18.5	34
Turkoglu	27-14	705	113-262	.431	31-91	.341	58-72	.806	23	76	99	61	68-1	11	41	11	315	11.7	22
Warrick	16-2	297	57-111	.514	0-3	.000	36-50	.720	25	47	72	12	34-0	5	19	5	150	9.4	26

Series Highlights & Top Performances

Phoenix has won 10 of the last 12 matchups... The Suns scored a season-high 149 points vs. Seattle on January 22, 2006 in a double-overtime loss, the fourth highest point total in franchise history... April 16, 2003, Phoenix recorded a series-low 70 points in final game of regular season at Seattle... The first game in Suns history was against Seattle on October 18, 1968 and was a 116-107 win... The Sonics set an NBA record low with 19 rebounds on April 14, 1999... **Tom Chambers** netted a Suns record 60 points in the Suns' 121-95 victory March 24, 1990 in Phoenix... January 21, 1972 at Seattle, Suns forward **Paul Silas** grabbed a series-high 26 rebounds.

By The Numbers:

Suns vs. Okla. City 2009-2010: 1-2

12/23/09 at Phoenix: Thunder 117, Suns 113

2/23/10 at Oklahoma City: Suns 104, Thunder 102

4/9/10 at Oklahoma City: Thunder 96, Suns 91

All-Time Series Results:

Suns vs. Thunder at Phoenix: 76-26

Suns vs. Thunder on road: 44-61

Suns vs. Thunder overall: 120-87

Suns largest margin of victory: 30 (116-86, 12/25/71)

Suns high point total: 149 (1/22/06**)

Suns low point total: 70 (4/16/03)

Thunder largest margin of victory: 44 (151-107, 4/2/88)

Thunder high point total: 152 (1/22/06**)

Thunder low point total: 75 (10/25/80)

HOME

Suns last win: 3/14/09 (106-95)

Suns last loss: 12/23/09 (117-113)

Streaks: Lost one

AWAY

2/23/10 (104-102)

4/9/10 (96-91)

Lost one

Orlando Magic



8701 Maitland Summit Blvd.
Orlando, FL 32810
(407) 916-2400
Fax: (407) 916-2830
www.orlandomagic.com

2010-2011 vs. Suns:

November 18 at Orlando
March 13 at Phoenix

2009-2010 Finish:

59-23 (.720)

First in Southeast Division

Playoffs:

Defeated Charlotte 4-0
Defeated Atlanta 4-0
Lost to Boston 4-2

Chairman	Rich DeVos
CEO/Vice Chairman	Bob Vander Weide
President of Basketball Operations	Otis Smith
Head Coach	Stan Van Gundy
Assistant Coaches	Brendan Malone, Patrick Ewing, Steve Clifford, Bob Beyer, Ahmad Ajami
Head Athletic Trainer	Keon Weise
Vice President of Communications	Joel Glass
Director of Communications	George Galante
Asst. Director of Communications	Trish Wingerson
Communications Coordinators	Jason Wallace, Melanie Curtsinger
Home Court	Amway Center (18,500, built in 2010)
Team Colors	Blue, Silver, Black
Radio	WDBO (580 AM) Dennis Neumann, Richie Aduabato WRLZ (1270 AM-Spanish) Joey Colon
TV	Sun Sports/FOX Sports Florida (Cable) David Steele, Matt Guokas

2009-2010 Regular Season Stats – Suns vs. Magic

PLAYER	G-GS	MIN	FG-FGA	PCT	3FG-FGA	PCT	FT-FTA	PCT	OFF	DEF	TOT	AST	PF-DQ	STL	TO	BLK	PTS	AVG	HI
Stoudemire	2-2	75	22-42	.524	0-0	—	9-14	.643	8	16	24	2	7-0	4	6	0	53	26.5	28
Dudley	2-0	56	13-27	.481	6-14	.429	4-6	.667	5	3	8	1	5-0	4	2	0	36	18.0	19
Nash	2-2	63	11-24	.458	4-8	.500	6-8	.750	2	7	9	22	1-0	0	6	0	32	16.0	20
Dragic	2-0	46	7-14	.500	2-6	.333	3-3	1.000	0	4	4	8	5-0	1	6	0	19	9.5	15
Clark	1-0	17	4-6	.667	0-0	—	1-2	.500	2	1	3	1	1-0	0	2	0	9	9.0	9
Richardson	2-2	57	6-20	.300	3-10	.300	1-4	.250	2	4	6	5	9-0	2	2	1	16	8.0	16
Tucker	1-0	12	2-3	.667	0-1	.000	3-3	1.000	0	1	1	2	0-0	0	1	0	7	7.0	7
Hill	2-2	51	6-16	.375	0-2	.000	0-0	—	1	4	5	4	2-0	2	1	0	12	6.0	12
Frye	2-2	46	4-12	.333	2-9	.222	0-2	.000	0	8	8	2	8-0	1	0	0	10	5.0	5
Amundson	2-0	27	4-7	.571	0-0	—	0-0	—	3	7	10	1	1-0	1	3	0	8	4.0	8
Griffin	1-0	8	1-2	.500	0-0	—	0-0	—	0	1	1	0	1-0	0	1	0	2	2.0	2
Lopez	1-0	5	1-1	1.000	0-0	—	0-0	—	2	0	2	0	5-0	0	0	0	2	2.0	2
Collins	2-0	18	0-0	—	0-0	—	0-2	.000	3	2	5	0	5-0	0	0	0	0	0.0	0
SUNS	2	480	81-174	.466	17-50	.340	27-44	.614	28	58	86	48	50-0	15	30	1	206	103.0	106
PLAYER	G-GS	MIN	FG-FGA	PCT	3FG-FGA	PCT	FT-FTA	PCT	OFF	DEF	TOT	AST	PF-DQ	STL	TO	BLK	PTS	AVG	HI
Lewis	1-1	38	6-16	.375	3-11	.273	9-9	1.000	3	3	6	2	2-0	0	1	1	24	24.0	24
Pietrus	2-1	59	12-25	.480	7-13	.538	7-8	.875	2	6	8	0	3-0	2	3	2	38	19.0	23
Howard	2-2	65	10-15	.667	0-0	—	15-25	.600	6	18	24	2	8-0	2	10	0	35	17.5	25
Nelson	1-1	24	7-13	.538	0-2	.000	2-2	1.000	0	3	3	10	1-0	0	1	0	16	16.0	16
Anderson	2-1	39	10-20	.500	5-7	.714	1-3	.333	7	7	14	1	2-0	3	1	0	26	13.0	20
Bass	1-0	22	6-8	.750	0-0	—	0-0	—	0	1	1	1	4-0	2	2	1	12	12.0	12
Barnes	2-1	48	8-15	.533	4-9	.444	1-2	.500	7	8	15	5	4-0	3	4	0	21	10.5	13
Redick	2-1	53	6-14	.429	4-7	.571	2-3	.667	0	7	7	4	2-0	1	2	0	18	9.0	9
Carter	1-1	23	3-10	.300	0-3	.000	2-3	.667	0	4	4	6	3-0	1	2	0	8	8.0	8
Gortat	2-0	31	5-9	.556	0-0	—	2-4	.500	4	7	11	0	1-0	0	4	1	12	6.0	8
A. Johnson	2-0	26	4-11	.364	1-4	.250	2-2	1.000	0	2	2	2	5-0	1	1	0	11	5.5	11
Williams	2-1	52	1-8	.125	1-5	.200	1-1	1.000	0	3	3	11	4-0	1	5	1	4	2.0	4
MAGIC	2	480	78-164	.476	25-61	.410	44-62	.710	29	69	98	44	39-0	16	36	6	225	112.5	122

Series Scores & Summary

Date	Site	Final	W/L	Date	Site	Final	W/L
11/24/89	Phx	121-94	W	1/31/00	Orl	117-113	W
1/22/90	Orl	126-103	W	2/20/01	Orl	110-104	W
12/8/90	Orl	113-109	W	2/28/01	Phx	91-97	L
12/13/90	Phx	125-114	W	11/14/01	Phx	92-93	L
1/29/91	Orl	112-114	L	3/13/02*	Orl	114-119	L
2/27/91	Phx	116-124	L	12/16/02	Phx	87-84	W
12/6/91	Orl	122-105	W	1/24/03	Orl	110-107	W
1/10/92	Phx	118-107	W	11/20/03	Phx	96-89	W
12/11/92	Orl	108-107	W	12/8/03	Orl	98-105	L
2/7/93	Phx	121-105	W	12/13/04	Phx	121-100	W
12/17/93	Phx	101-104	L	3/26/05	Orl	118-116	W
3/13/94	Orl	100-93	W	1/24/06	Orl	102-111	L
1/22/95*	Phx	111-110	W	3/3/06	Phx	123-118	W
3/21/95	Orl	102-126	L	12/11/06	Orl	103-89	W
1/17/96	Phx	95-113	L	1/13/07	Phx	107-101	W
3/10/96	Orl	106-122	L	11/10/07	Orl	106-96	W
1/29/97	Orl	105-112	L	11/30/07	Phx	110-106	W
3/9/97	Phx	121-85	W	12/12/08	Phx	113-112	W
1/16/98	Phx	111-86	W	3/3/09	Orl	99-111	L
1/31/98	Orl	96-94	W	11/4/09	Orl	100-122	L
12/7/99	Phx	110-107	W	12/11/09	Phx	106-103	W

*Overtime

Suns Players Career Statistics vs. Magic

PLAYER	G-GS	MIN	FG-FGA	PTC	3FG-FGA	PTC	FT-FTA	PTC	OFF	DEF	TOT	AST	PF-DQ	STL	TO	BLK	PTS	AVG	HI
Childress	14-3	450	49-92	.533	7-15	.467	30-35	.857	34	49	83	22	23-0	7	17	6	135	9.6	19
Clark	1-0	17	4-6	.667	0-0	—	1-2	.500	2	1	3	1	1-0	0	2	0	9	9.0	9
Dragic	3-0	56	7-16	.438	2-7	.286	3-3	1.000	0	6	6	9	6-0	3	8	0	19	6.3	15
Dudley	8-0	117	20-41	.488	6-17	.353	7-12	.583	8	10	18	4	11-0	6	2	0	53	6.6	19
Frye	12-4	245	34-82	.415	3-12	.250	14-26	.538	19	36	55	10	39-0	6	11	8	85	7.1	18
Hill	27-27	1034	194-417	.465	8-34	.235	108-155	.697	41	163	204	171	68-0	35	90	17	504	18.7	42
Jones	4-0	34	0-2	.000	0-0	—	2-2	1.000	0	5	5	0	7-0	1	0	2	2	0.5	2
Lopez	3-1	27	3-6	.500	0-0	—	2-2	1.000	4	0	4	0	10-0	1	0	2	8	2.7	4
Nash	25-20	777	131-255	.514	35-80	.438	64-76	.842	22	68	90	216	46-0	20	70	2	361	14.4	28
Richardson	19-18	624	116-266	.436	32-86	.372	63-91	.692	14	68	82	68	50-0	20	37	9	327	17.2	34
Turkoglu	11-4	317	41-93	.441	14-28	.500	30-34	.882	9	36	45	26	27-1	9	12	4	126	11.5	19
Warrick	12-2	264	38-80	.475	0-0	—	37-55	.673	12	32	44	6	19-0	0	9	2	113	9.4	26

Series Highlights & Top Performances

The Suns split the past two season series and have won 28 of 42 matchups against the Magic, including eight consecutive wins at US Airways Center... December 13, 2004, Phoenix set a new record for best start in franchise history (18-3)... March 9, 1997, **Wesley Person** connected on a series-best and career-high tying seven treys as the Suns gained a 121-85 win, the largest margin of victory in the series... Series bests: **Shaquille O'Neal** tallied 39 points and **Charles Barkley** grabbed 20 rebounds in a Suns' 100-93 win on March 13, 1994 in Orlando... January 22, 1990 in Orlando, **Kevin Johnson** dished out 17 assists in Suns' 126-103 win.

By The Numbers:

Suns vs. Orlando 2009-2010: 1-1

11/4/09 at Orlando: Magic 122, Suns 100

12/11/09 at Phoenix: Suns 106, Magic 103

All-Time Series Results:

Suns vs. Magic at Phoenix: 16-5

Suns vs. Magic at Orlando: 12-9

Suns vs. Magic overall: 28-14

Suns largest margin of victory: 36 (121-85, 3/9/97)

Suns high point total: 126 (1/22/90)

Suns low point total: 87 (12/16/02)

Magic largest margin of victory: 22 (122-100, 11/4/09)

Magic high point total: 124 (2/27/91)

Magic low point total: 84 (12/16/02)

	HOME	AWAY
Suns last win:	12/11/09 (106-103)	11/10/07 (106-96)
Suns last loss:	11/14/01 (93-92)	11/4/09 (122-100)
Streaks:	Won eight	Lost two

Philadelphia 76ers



3601 South Broad Street
Philadelphia, PA 19148
(215) 339-7666
Fax: (215) 339-7632
www.sixers.com

2010-2011 vs. Suns:

December 29 at Phoenix
January 24 at Philadelphia

2009-2010 Finish:

27-55 (.329)

Fourth in Atlantic Division

Playoffs:

Did not qualify

Chairman of Comcast-Spectacor

Ed Snider

President

Rod Thorn

General Manager

Ed Stefanski

Head Coach

Doug Collins

Associate Head Coach

Michael Curry

Assistant Coaches

Brian James
Quin Snyder
Aaron McKie

Athletic Trainer

Kevin Johnson

Director of Public Relations

Mike Preston

Public Relations Coordinator

Sean McCloskey

Home Court

Wells Fargo Center (20,328, built in 1996)

Team Colors

Red, White, Blue

Radio

WIP (610 AM) Tom McGinnis

TV

Comcast SportsNet, The Comcast Network
Marc Zumoff, Ed Pinckney

2009-2010 Regular Season Stats – Suns vs. 76ers

PLAYER	G-GS	MIN	FG-FGA	PCT	3FG-FGA	PCT	FT-FTA	PCT	OFF	DEF	TOT	AST	PF-DQ	STL	TO	BLK	PTS	AVG	HI
Richardson	2-2	71	19-28	.679	10-13	.769	5-5	1.000	2	11	13	3	3-0	0	1	0	53	26.5	29
Nash	2-2	66	14-18	.778	3-6	.500	10-11	.909	0	6	6	33	2-0	0	9	1	41	20.5	21
Stoudemire	2-2	71	16-33	.485	0-0	—	7-11	.636	4	6	10	3	8-0	1	4	1	39	19.5	22
Frye	2-1	50	9-27	.333	4-16	.250	2-2	1.000	0	6	6	2	6-0	1	2	0	24	12.0	14
Dudley	2-0	49	8-14	.571	4-8	.500	2-4	.500	3	7	10	4	4-0	3	2	0	22	11.0	18
Lopez	1-1	28	5-6	.833	0-0	—	0-0	—	3	7	10	0	3-0	1	1	2	10	10.0	10
Barbosa	1-0	21	3-5	.600	2-4	.500	0-0	—	0	1	1	0	1-0	0	0	0	8	8.0	8
Hill	2-2	64	6-15	.400	0-1	.000	3-4	.750	2	11	13	4	3-0	1	0	0	15	7.5	11
Dragic	2-0	34	3-11	.273	0-3	.000	3-5	.600	0	1	1	2	3-0	1	4	0	9	4.5	6
Griffin	1-0	2	1-1	1.000	0-0	—	0-0	—	0	0	0	0	0-0	0	0	0	2	2.0	2
Amundson	2-0	20	1-3	.333	0-0	—	0-0	—	0	3	3	1	3-0	0	3	0	2	1.0	2
Clark	1-0	2	0-2	.000	0-0	—	0-0	—	0	0	0	0	0-0	0	1	0	0.0	0.0	0
Collins	1-0	2	0-0	—	0-0	—	0-0	—	0	0	0	0	0-0	0	0	0	0.0	0.0	0
SUNS	2	480	85-163	.521	23-51	.451	32-42	.762	14	59	73	52	36-0	8	27	5	225	112.5	119

PLAYER	G-GS	MIN	FG-FGA	PCT	3FG-FGA	PCT	FT-FTA	PCT	OFF	DEF	TOT	AST	PF-DQ	STL	TO	BLK	PTS	AVG	HI
Iguodala	2-2	70	18-29	.621	3-6	.500	5-5	1.000	4	10	14	7	1-0	2	3	0	44	22.0	24
Speights	2-0	54	14-22	.636	0-1	.000	4-5	.800	1	11	12	1	9-0	0	1	0	32	16.0	20
Williams	2-2	77	12-27	.444	2-10	.200	6-9	.667	0	7	7	6	4-0	3	1	1	32	16.0	19
Young	2-1	67	12-27	.444	1-2	.500	6-8	.750	7	3	10	5	4-0	3	4	1	31	15.5	16
Brand	2-2	46	7-19	.368	0-0	—	6-8	.750	2	3	5	3	6-0	1	2	1	20	10.0	10
Green	1-0	17	2-2	1.000	0-0	—	4-5	.800	0	1	1	3	2-0	0	2	1	8	8.0	8
Holliday	2-1	35	6-12	.500	3-6	.500	0-0	—	0	4	4	3	4-0	3	3	0	15	7.5	8
Dalembert	2-2	42	5-11	.455	0-0	—	2-2	1.000	6	6	12	3	6-0	1	3	3	12	6.0	8
Smith	1-0	17	1-4	.250	1-1	1.000	2-2	1.000	1	1	2	2	3-0	1	0	0	5	5.0	5
Carney	2-0	36	3-10	.300	0-3	.000	3-5	.600	2	8	10	2	0-0	2	2	0	9	4.5	5
Kapono	2-0	18	1-3	.333	0-1	.000	0-0	—	1	0	1	1	1-0	0	0	1	2	1.0	2
Meeks (TOT)	2-0	7	0-3	.000	0-1	.000	0-0	—	0	3	3	0	0-0	0	1	0	0.0	0.0	0
Meeks (PHI)	1-0	2	0-1	.000	0-1	.000	0-0	—	0	1	1	0	0-0	0	0	0	0.0	0.0	0
76ERS	2	480	81-167	.485	10-31	.323	38-49	.776	24	55	79	36	40-0	16	21	8	210	105.0	115

Series Scores & Summary

Date	Site	Final	W/L	Date	Site	Final	W/L	Date	Site	Final	W/L	Date	Site	Final	W/L
11/19/68	Phil	110-126	L	11/15/73	Phx	116-94	W	12/2/82	Phx	108-116	L	3/15/96	Phil	128-102	W
11/26/68	Phx	119-126	L	12/19/73	Phx	98-101	L	1/26/83	Phil	102-113	L	11/9/96	Phil	95-112	L
12/11/68	Phil	123-143	L	3/15/74	Hershey	101-108	L	3/1/84	Phil	112-100	W	2/26/97	Phx	111-104	W
12/17/68	Phil	128-145	L	10/30/74	Phil	104-99	W	3/17/84	Phil	112-131	L	2/2/98	Phil	106-97	W
2/4/69	Phx	125-116	W	11/13/74	Phx	105-100	W	11/23/84*	Phil	117-119	L	2/24/98	Phx	84-85	L
2/26/69	Phil	97-104	L	1/21/75	Phx	95-101	L	1/7/85	Phil	99-100	L	11/4/99	Phx	84-80	W
10/22/69	Phil	119-122	L	3/14/75	Phil	97-108	L	12/28/85	Phx	98-100	L	1/26/00	Phil	93-87	W
11/13/69	Phx	110-124	L	11/7/75	Phil	99-103	L	1/22/86	Phil	111-118	L	2/18/01	Phil	98-104	L
12/16/69	Phx	119-141	L	12/11/75	Phx	106-110	L	11/14/86	Phil	127-97	W	3/23/01	Phil	84-71	W
1/10/70	Phil	119-117	W	1/31/76	Phx	119-105	W	1/19/87	Phil	104-107	L	1/2/02	Phx	81-102	L
2/3/70	Phx	131-123	W	3/10/76	Phil	108-125	L	12/28/87	Phil	117-101	W	4/3/02*	Phx	83-89	L
2/15/70	Phil	125-159	L	12/15/76	Phil	87-97	L	1/4/88	Phil	114-122	L	12/13/02	Phil	99-91	W
11/21/70	Phil	125-119	W	1/27/77	Phx	111-94	W	2/24/89	Phil	120-95	W	1/2/03	Phx	96-78	W
12/22/70*	Phx	129-133	L	2/18/77	Phil	102-96	W	3/6/89	Phil	110-106	W	12/28/03	Phil	100-92	W
1/9/71	Phil	112-123	L	12/21/77	Phil	119-125	L	2/24/90	Phil	129-99	W	3/24/04	Phil	94-99	L
1/22/71	Phil	116-117	L	1/27/78	Phil	110-101	W	4/1/90	Phil	112-141	L	11/5/04	Phil	108-98	W
2/26/71	Phil	108-94	W	3/5/78	Phx	92-104	L	12/28/90	Phil	115-96	W	3/30/05	Phil	116-87	W
10/29/71**	Phil	137-135	W	11/11/78	Phil	94-95	L	2/1/91	Phil	89-96	L	1/4/06	Phx	105-85	W
11/23/71	Phil	128-107	W	1/6/79	Phil	143-139	W	3/13/92	Phil	108-104	W	1/31/06	Phil	123-99	W
12/21/71	Phx	124-119	W	1/24/79	Phx	101-94	W	3/27/92	Phil	117-113	W	11/17/06	Phil	106-94	W
1/8/72	Phil	119-130	L	3/4/79	Phx	119-94	W	3/3/93	Phil	125-115	W	2/28/07	Phil	94-99	L
2/8/72	Phx	120-108	W	12/8/79	Phil	96-117	L	3/28/93	Phil	110-100	W	3/1/08	Phx	114-119	L
11/12/72	Phx	119-108	W	1/27/80	Phx	125-118	W	12/30/93	Phil	119-107	W	3/28/08	Phil	107-93	W
12/7/72	Pitt	117-102	W	1/25/81	Phil	93-98	L	1/28/94	Phil	108-103	W	2/9/09	Phil	91-108	L
2/10/73	Phx	126-121	W	2/22/81	Phx	116-110	W	1/4/95	Phil	127-122	W	3/18/09	Phx	126-116	W
3/14/73	Phil	120-114	W	12/27/81	Phx	99-96	W	1/27/95	Phil	108-107	W	11/9/09	Phil	119-115	W
11/7/73	Phil	115-122	L	2/21/82	Phil	102-109	L	12/27/95	Phx	105-90	W	2/24/10	Phx	106-95	W

*Overtime

**Double Overtime

Suns Players Career Statistics vs. 76ers

PLAYER	G-GS	MIN	FG-FGA	PCT	3FG-FGA	PCT	FT-FTA	PCT	OFF	DEF	TOT	AST	PF-DQ	STL	TO	BLK	PTS	AVG	HI
Chandler	14-4	433	66-125	.528	5-14	.357	35-41	.854	27	51	78	33	28-0	14	15	5	172	12.3	21
Clark	1-0	2	0-2	.000	0-0	—	0-0	—	0	0	0	0	0-0	0	0	1	0	0.0	0
Dragic	4-0	58	5-17	.294	0-5	.000	7-9	.778	2	4	6	5	6-0	1	7	0	17	4.3	6
Dudley	8-1	140	19-41	.463	5-13	.385	7-11	.636	12	14	26	12	12-0	8	6	0	50	6.3	18
Frye	12-6	277	43-96	.448	4-17	.235	14-16	.875	10	39	49	12	31-0	5	17	3	104	8.7	21
Hill	35-35	1243	239-499	.479	6-24	.250	163-217	.751	53	201	254	168	83-1	40	99	26	647	18.5	35
Jones	2-0	4	1-1	1.000	0-0	—	0-2	.000	0	0	0	0	1-0	0	0	1	2	1.0	2
Lopez	3-1	37	6-7	.857	0-0	—	2-2	1.000	4	7	11	0	4-0	1	1	3	14	4.7	10
Nash	25-19	792	134-264	.508	31-79	.392	62-65	.954	10	78	88	214	50-0	15	74	4	361	14.4	24
Richardson	16-16	577	104-241	.432	38-93	.409	51-62	.823	15	63	78	44	38-0	20	45	6	297	18.6	35
Turkoglu	26-15	759	121-274	.442	42-97	.433	85-97	.876	29	84	113	86	56-1	29	52	4	369	14.2	31
Warrick	11-2	231	54-101	.535	0-3	.000	32-41	.780	27	23	50	7	18-0	5	16	4	140	12.7	31

Series Highlights & Top Performances

The Suns swept the season series in 2009-10 and have won 27 of the last 36 meetings... On March 30, 2005, Phoenix clinched its first Pacific division title since 1994-95 with a 116-87 win at USAC... December 19, 1973 in Phoenix, Suns guard **Charlie Scott** had a series-high 44 points... **Billy Cunningham** scored a Sixers series-best 40 points on February 3, 1970 in Phoenix... March 14, 1973 in Philadelphia, **Neal Walk** grabbed a series-best 26 rebounds... October 22, 1969 in Philly, **Gail Goodrich** dished out series-high 19 assists (later matched by Sixer **Dana Barros**, January 4, 1995)... **Larry Nance** blocked a Suns record and a series-high 10 shots on January 4, 1988 at Philly (matched by Sixer **Shawn Bradley** on March 15, 1996)... January 27, 1995 in Philly, Barros hit a series-high nine three pointers in a 108-107 Sixers loss... February 15, 1970 in Philadelphia, the Sixers set a Suns opponent record for most points scored with 159.

By The Numbers:

Suns vs. Philadelphia 2009-2010: 2-0

11/9/09 at Philadelphia: Suns 119, Sixers 115

2/24/10 at Phoenix: Suns 106, Sixers 95

Suns largest margin of victory: 30 (129-99, 2/24/90)

Suns high point total: 143 (1/6/79)

Suns low point total: 81 (1/2/02)

Sixers largest margin of victory: 34 (159-125, 2/15/70)

Sixers high point total: 159 (2/15/70)

Sixers low point total: 71 (3/23/01)

All-Time Series Results:

Suns vs. Sixers at Phoenix: 38-16

Suns vs. Sixers at Philadelphia: 22-32

Suns vs. Sixers overall: 60-48

	HOME	AWAY
Suns last win:	2/24/10 (106-95)	11/9/09 (119-115)
Suns last loss:	3/1/08 (119-114)	2/9/09 (108-91)
Streaks:	Won two	Won one

Portland Trail Blazers



One Center Court, Suite 200
Portland, OR 97227
(503) 234-9291
Fax: (503) 232-9672
www.trailblazers.com

2010-2011 vs. Suns:

October 26 at Portland
December 7 at Portland
December 10 at Phoenix
January 14 at Phoenix

2009-2010 Finish:

50-32 (.610)

Third in Northwest Division

Playoffs:

Lost to Phoenix 4-2

Owner	Paul Allen
President	Larry Miller
General Manager	Rich Cho
Head Coach	Nate McMillan
Assistant Coaches	Bernie Bickerstaff, Bob Ociepka, Buck Williams, Bill Bayno, Kaleb Canales
Head Athletic Trainer	Jay Jensen
Vice President of Communications/CR	Traci Rose
Senior Director of Communications	Jim Taylor
Basketball Communications Manager	Collin Romer
Home Court	The Rose Garden (19,980, built in 1995)
Team Colors	Scarlet, Black, White
Radio	The Game (95.5 FM) Brian Wheeler, Antonio Harvey
TV	KGW (Ch. 8), Comcast SportsNet (Cable) Mike Barrett, Mike Rice

2009-2010 Regular Season Stats – Suns vs. Trail Blazers

PLAYER	G-GS	MIN	FG-FGA	PCT	3FG-FGA	PCT	FT-FTA	PCT	OFF	DEF	TOT	AST	PF-DQ	STL	TO	BLK	PTS	AVG	HI
Stoudemire	3-3	123	24-47	.511	0-0	—	21-26	.808	8	26	34	3	8-0	0	5	2	69	23.0	27
Nash	3-3	107	18-38	.474	5-14	.357	7-7	1.000	2	7	9	32	9-0	2	9	0	48	16.0	17
Richardson	2-2	67	11-27	.407	4-11	.364	3-3	1.000	1	10	11	3	4-0	1	1	1	29	14.5	16
Hill	3-3	104	17-36	.472	0-1	.000	9-13	.692	3	12	15	6	8-0	5	5	0	43	14.3	20
Frye	3-1	89	11-29	.379	8-18	.444	5-5	1.000	4	15	19	3	9-0	1	6	3	35	11.7	17
Dudley	3-0	90	12-27	.444	6-15	.400	1-2	.500	4	6	10	4	14-1	1	4	0	31	10.3	11
Dragic	3-1	52	7-19	.368	2-6	.333	6-7	.857	0	5	5	5	5-0	0	4	0	22	7.3	9
Lopez	2-2	41	5-10	.500	0-0	—	2-2	1.000	5	3	8	1	2-0	0	0	0	12	6.0	8
Barbosa	1-0	4	1-2	.500	0-1	.000	0-0	—	0	0	0	0	0-0	0	0	0	2	2.0	2
Tucker	1-0	9	1-1	1.000	0-0	—	0-0	—	0	0	0	0	3-0	0	1	0	2	2.0	2
Amundson	3-0	29	1-4	.250	0-0	—	1-2	.500	2	6	8	2	5-0	1	4	0	3	1.0	2
Clark	1-0	5	0-2	.000	0-0	—	0-0	—	0	0	0	0	0-0	0	0	0	0	0.0	0
SUNS	3	720	108-242	.446	25-66	.379	55-67	.821	29	90	119	59	67-1	11	41	6	296	98.7	102

PLAYER	G-GS	MIN	FG-FGA	PCT	3FG-FGA	PCT	FT-FTA	PCT	OFF	DEF	TOT	AST	PF-DQ	STL	TO	BLK	PTS	AVG	HI
Roy	2-2	87	17-47	.362	3-10	.300	13-19	.684	7	9	16	6	5-0	3	2	0	50	25.0	27
Aldridge	3-3	117	22-47	.468	0-0	—	9-12	.750	5	16	21	3	13-0	2	6	2	53	17.7	22
Blake	2-1	76	11-19	.579	6-12	.500	4-4	1.000	1	4	5	14	3-0	2	2	2	32	16.0	20
Miller	3-3	95	16-38	.421	0-7	.000	14-18	.778	3	7	10	19	7-0	3	5	3	46	15.3	22
Bayless	3-0	54	9-24	.375	2-3	.667	15-20	.750	1	3	4	5	4-0	0	2	0	35	11.7	29
Camby (TOT)	3-3	85	13-23	.565	0-1	.000	4-8	.500	9	23	32	5	5-0	4	2	8	30	10.0	23
Camby (POR)	1-1	35	3-6	.500	0-0	—	1-2	.500	5	11	16	1	2-0	1	0	5	7	7.0	7
Webster	3-2	82	11-19	.579	2-6	.333	1-1	1.000	3	9	12	2	3-0	5	2	3	25	8.3	15
Howard	3-1	54	9-17	.529	0-0	—	0-0	—	2	9	11	2	5-0	1	1	0	18	6.0	10
Batum	2-1	49	4-10	.400	2-8	.250	1-2	.500	1	5	6	2	8-1	2	0	0	11	5.5	8
Cunningham	3-0	29	7-10	.700	0-0	—	1-2	.500	1	5	6	1	5-0	2	0	2	15	5.0	13
Pendergraph	1-0	10	2-2	1.000	0-0	—	1-1	1.000	0	2	2	0	3-0	1	3	0	5	5.0	5
Przybylla	1-1	25	1-3	.333	0-0	—	1-2	.500	3	7	10	0	3-0	0	0	2	3	3.0	3
Fernandez	1-0	7	0-1	.000	0-0	—	0-0	—	0	2	2	1	4-0	0	2	0	0	0.0	0
TRAIL BLAZERS	3	720	112-243	.461	15-46	.326	61-83	.735	32	89	121	56	65-1	22	26	19	300	100.0	108

Series Scores & Summary

Date	Site	Final	%	Date	Site	Final	%	Date	Site	Final	%	Date	Site	Final	%	Date	Site	Final	%
11/17/70	Phx	114-100	W	3/6/76	Port	99-118	L	4/16/82	Port	113-99	W	12/5/87	Phx	115-133	L	4/5/94	Port	113-135	L
12/4/70	Phx	126-121	W	3/7/76	Phx	106-84	W	11/2/82	Phx	92-87	W	12/18/87	Phx	114-129	L	11/15/94	Port	96-93	W
12/26/70	Phx	115-103	W	4/2/76	Phx	106-103	W	11/14/82	Phx	102-94	W	1/29/88	Port	119-128	L	11/18/94	Phx	124-111	W
1/29/71	Port	131-122	W	4/3/76	Port	97-112	L	12/12/82	Port	94-99	L	3/3/88	Phx	112-135	L	1/19/95	Port	122-115	W
10/31/71	Port	121-111	W	12/3/76	Phx	99-113	L	12/28/82	Phx	116-94	W	11/4/88	Port	105-120	L	2/15/95*	Phx	120-113	W
12/1/71	Phx	139-103	W	1/30/77	Port	91-97	L	3/31/83	Phx	106-89	W	12/16/88	Phx	132-125	W	4/9/95	Port	104-94	W
2/1/72	Port	129-117	W	3/20/77	Phx	126-106	W	4/6/83	Port	99-98	W	12/17/88	Port	97-115	L	11/18/95	Phx	107-102	W
2/5/72	Port	116-117	W	4/8/77	Port	111-122	L	11/6/83	Port	96-122	L	2/28/89	Port	134-139	L	1/19/96	Port	84-81	L
2/6/72	Phx	107-94	W	11/29/77	Port	96-108	L	12/21/83	Phx	112-116	L	3/17/89	Phx	129-124	W	2/15/96	Port	96-84	W
3/2/72	Phx	160-128	W	12/17/77	Phx	103-106	L	3/1/84	Phx	109-106	W	11/15/89	Port	109-107	L	4/9/96	Phx	91-88	L
10/14/72	Phx	124-120	W	2/14/78	Port	100-113	L	2/5/84	Port	82-97	L	11/17/89	Port	109-110	L	1/24/97	Phx	105-115	L
12/9/72	Phx	116-97	W	3/29/78	Phx	127-94	W	3/23/84	Port	98-124	L	12/26/89	Phx	121-105	W	2/11/97	Port	108-111	L
12/29/72	Phx	106-99	W	10/22/78	Port	124-116	W	4/10/84	Phx	100-88	W	2/4/90	Port	121-123	L	3/5/97	Phx	99-121	L
12/30/72	Port	107-104	W	12/28/78*	Phx	129-127	W	11/1/84	Port	139-130	W	4/18/90*	Phx	120-128	L	4/5/97	Port	99-90	W
1/26/73	Port	120-116	W	2/6/79	Port	93-110	L	11/6/84	Port	99-116	L	11/27/90	Port	123-109	W	11/14/97	Port	140-139	W
1/27/73	Phx	109-117	L	4/4/79	Phx	106-95	W	12/4/84	Port	104-112	L	1/23/91	Port	116-123	L	2/12/98	Phx	110-115	L
2/18/73	Phx	118-119	L	10/28/79	Port	89-88	W	12/22/84	Phx	110-108	W	2/22/91	Port	106-127	L	3/3/98	Port	93-98	L
11/30/73	Port	107-99	W	11/16/79	Phx	98-97	W	3/21/85	Phx	114-104	W	3/13/91	Phx	116-108	W	4/4/98	Phx	90-83	W
12/13/73	Phx	108-119	L	11/25/79	Port	87-86	W	4/9/85	Port	100-116	L	4/21/91	Phx	135-118	W	3/25/99	Port	84-97	L
12/18/73	Port	117-133	L	12/26/79	Phx	119-99	W	10/25/85*	Port	123-128	L	11/2/91	Port	100-76	W	3/28/99	Phx	86-88	L
1/31/74	Phx	112-100	W	3/21/80	Port	111-100	W	11/27/85	Phx	93-110	L	1/19/92*	Phx	132-128	W	4/3/99	Port	93-98	L
2/12/74	Port	104-113	L	3/28/80	Phx	114-100	W	1/9/86	Port	104-133	L	2/12/92	Phx	97-107	L	12/5/99	Phx	90-92	L
2/17/74	Phx	112-100	W	11/16/80	Phx	119-107	W	1/18/86	Port	87-112	L	2/18/92	Port	116-129	W	12/17/99	Port	110-102	W
11/28/74	Phx	88-88	L	12/14/80	Phx	110-116	L	1/28/86	Phx	136-130	W	3/31/92	Phx	128-111	W	1/8/00	Port	91-96	L
12/11/74	Phx	104-100	W	12/21/80	Port	111-100	W	2/26/86	Phx	113-112	W	11/10/92	Port	89-100	L	1/14/00	Phx	83-105	L
1/10/75	Phx	110-113	L	2/27/81	Port	117-121	L	11/4/86	Phx	126-120	W	11/25/92	Phx	121-117	W	11/2/00	Phx	108-82	W
1/31/75	Port	107-115	L	3/6/81	Phx	128-107	W	12/30/86	Port	105-120	L	3/2/93	Port	97-102	L	12/3/00	Phx	84-79	W
3/7/75	Port	98-120	L	3/4/81	Port	111-120	L	2/3/87	Port	103-117	L	3/17/93	Phx	129-111	W	2/1/01	Port	92-100	L
3/21/75	Phx	108-112	L	10/30/81	Port	95-103	L	2/19/87	Phx	108-124	L	4/22/93	Port	115-114	W	3/14/01	Port	84-79	W
3/22/75	Port	92-94	L	12/10/81	Phx	117-110	W	3/20/87	Port	105-134	L	11/19/93	Phx	118-109	W	12/1/01	Port	97-83	W
10/25/75	Port	89-88	W	12/30/81	Phx	113-112	W	4/9/87	Phx	128-122	W	1/22/94	Phx	118-117	W	12/22/01	Phx	102-108	L
11/28/75	Phx	110-101	W	3/2/82	Port	108-119	L	11/6/87	Port	104-114	L	2/3/94	Port	105-126	L	1/16/02	Phx	99-100	L
12/14/75	Port	105-96	W	4/8/82	Phx	104-106	L	12/1/87	Port	100-102	L	2/16/94	Phx	126-100	W	1/31/02	Port	97-105	L

*Overtime

**Double Overtime

ΔTriple Overtime

‡Quadruple Overtime

Suns Players Career Statistics vs. Trail Blazers

PLAYER	G-GS	MIN	FG-FGA	PCT	3FG-FGA	PCT	FT-FTA	PCT	OFF	DEF	TOT	AST	PF-DQ	STL	TO	BLK	PTS	AVG	HI
Childress	7-3	229	28-68	.412	2-8	.250	17-20	.850	24	25	49	20	13-30	12	11	2	75	10.7	22
Clark	1-0	5	0-2	.000	0-0	—	0-0	—	0	0	0	0	0-0	0	0	0	0	0.0	0
Dragic	5-1	79	9-29	.310	2-8	.250	6-7	.857	1	7	8	9	7-10	1	7	0	26	5.2	9
Dudley	6-0	140	19-43	.442	6-17	.353	1-4	.250	9	8	17	8	20-1	2	7	1	45	7.5	11
Frye	7-3	185	29-59	.492	8-18	.444	11-12	.917	11	31	42	7	21-0	3	10	7	77	11.0	20
Hill	23-20	756	129-274	.471	6-14	.429	97-122	.795	16	100	116	91	53-0	29	56	11	361	15.7	30
Jones	4-0	17	1-2	.500	0-0	—	5-8	.625	3	2	5	0	3-0	0	1	1	7	1.8	4
Lopez	4-2	63	8-15	.533	0-0	—	4-4	1.000	7	5	12	2	8-0	0	1	1	20	5.0	8
Nash	47-40	1399	204-423	.482	56-136	.412	110-120	.917	28	91	119	330	91-2	34	115	3	574	12.2	39
Richardson	26-24	861	172-396	.434	44-122	.361	32-57	.561	31	104	135	75	52-0	31	50	6	420	16.2	31
Turkoglu	26-14	789	145-285	.509	46-98	.469	70-94	.745	24	87	111	71	64-0	21	38	9	406	15.6	35
Warrick	16-4	335	55-116	.474	0-3	.000	43-57	.754	23	44	67	16	39-1	9	14	7	153	9.6	20

Series Highlights & Top Performances

Phoenix has won 26 of the last 37 meetings, including 10 of the last 11 at US Airways Center... The Suns won their first-ever 40T game and the longest game in franchise history in Portland on November 14, 1997, 140-139... Portland's **Brian Grant** played a Suns opponent record 61 minutes... In the Suns 110-102 win on December 17, 1999 in Portland, **Jason Kidd** had a triple-double with 32 points, 12 rebounds and 10 assists and **Tom Gugliotta** added 17 points and 14 rebounds prior to suffering a seizure on the bus after the game... Series highs: March 7, 1975 in Portland, Blazer **Larry Steele** picked nine steals... December 26, 1989 in Phoenix, Sun **Andrew Lang** blocked eight shots.

By The Numbers:

Suns vs. Portland 2009-2010: 1-2

12/17/09 at Portland: Blazers 105, Suns 102

2/10/10 at Phoenix: Blazers 108, Suns 101

3/21/10 at Phoenix: Suns 93, Blazers 87

All-Time Series Results:

Suns vs. Blazers at Phoenix: 69-28

Suns vs. Blazers at Portland: 39-58

Suns vs. Blazers overall: 108-86

Suns largest margin of victory: 45 (130-85, 12/6/05)

Suns high point total: 160 (3/21/72)

Suns low point total: 82 (2/5/84)

Blazers largest margin of victory: 29 (133-104, 1/3/86)

Blazers high point total: 139 (2/28/89, 11/14/97‡)

Blazers low point total: 75 (11/8/02)

HOME

AWAY

Suns last win: 3/21/10 (93-87)

3/18/08 (111-98)

Suns last loss: 2/10/10 (108-101)

12/17/09 (105-102)

Streaks:

Won one

Lost three

Sacramento Kings



One Sports Parkway
Sacramento, CA 95834
(916) 455-4647
Fax: (916) 928-6900
www.kings.com

2010-2011 vs. Suns:

November 12 at Phoenix
January 2 at Sacramento
February 13 at Phoenix
March 29 at Sacramento

2009-2010 Finish:

25-57 (.305)

Fifth in Pacific Division

Playoffs:

Did not qualify

Ownership	Maloof Sports and Entertainment
President, Basketball Operations	Geoff Petrie
President	Matina Kolokotronis
Head Coach	Paul Westphal
Assistant Coaches	Jim Eyen, Mario Elie, Truck Robinson, Otis Hughley, Pete Carril, Shareef Abdur-Rahim
Advance Scout	Bubba Burrage
Head Athletic Trainer	Pete Youngman
VP of Media Relations/Basketball Ops.	Troy Hanson
Exec. Dir. of Media Relations/Basketball Ops.	Darrin May
Manager, Basketball Information	Darryl Arata
Manager, Media Relations/Web Content	Devin Blankenship
Media Relations Coordinator	Chris Clark
Home Court	ARCO Arena (17,317, built in 1988)
Team Colors	Purple, Black, Silver
Radio	KHTK (1140 AM) Gary Gerould
TV	Comcast SportsNet (Cable) Grant Napear, Jerry Reynolds, Jim Gray, Bill Walton

2009-2010 Regular Season Stats – Suns vs. Kings

PLAYER	G-GS	MIN	FG-FGA	PCT	3FG-FGA	PCT	FT-FTA	PCT	OFF	DEF	TOT	AST	PF-QD	STL	TO	BLK	PTS	AVG	HI
Nash	4-4	143	30-62	.484	9-17	.529	27-27	1.000	4	13	17	45	2-0	0	13	1	96	24.0	32
Stoudemire	4-4	155	31-62	.500	0-0	—	29-39	.744	20	32	52	2	16-0	5	11	3	91	22.8	30
Richardson	4-4	135	29-61	.475	9-21	.429	11-15	.733	8	11	19	4	13-0	4	3	1	78	19.5	26
Frye	4-2	127	15-35	.429	6-13	.462	10-13	.769	6	18	24	5	16-0	6	1	4	46	11.5	17
Hill	4-4	139	18-44	.409	2-6	.333	8-11	.727	6	19	25	9	8-0	6	6	4	46	11.5	16
Lopez	3-2	57	12-19	.632	0-0	—	6-7	.857	7	5	12	1	9-0	0	2	2	30	10.0	14
Dudley	4-0	83	9-19	.474	3-8	.375	4-5	.800	3	4	7	4	7-0	5	4	0	25	6.3	9
Barbosa	1-0	13	1-7	.143	1-5	.200	2-2	1.000	0	3	3	1	1-0	1	3	0	5	5.0	5
Dragic	4-0	61	6-19	.316	1-7	.143	6-6	1.000	1	5	6	6	2-0	1	0	0	19	4.8	10
Amundson	3-0	38	2-3	.667	0-0	—	4-6	.667	3	8	11	1	10-1	1	3	5	8	2.7	6
Clark	3-0	9	1-6	.167	0-1	.000	0-0	—	1	0	1	0	2-0	1	1	1	2	0.7	2
SUNS	4	960	154-337	.457	31-78	.397	107-131	.817	59	118	177	78	86-1	30	50	21	446	111.5	115
PLAYER	G-GS	MIN	FG-FGA	PCT	3FG-FGA	PCT	FT-FTA	PCT	OFF	DEF	TOT	AST	PF-QD	STL	TO	BLK	PTS	AVG	HI
Landry (TOT)	1-1	134	41-70	.586	0-0	—	10-12	.833	17	16	33	4	14-0	6	3	3	92	23.0	31
Landry (SAC)	1-1	38	6-15	.400	0-0	—	6-6	1.000	1	6	7	2	3-0	2	0	1	18	18.0	18
Evans	4-4	132	31-63	.492	1-5	.200	14-19	.737	8	17	25	24	12-0	6	7	2	77	19.3	27
Casspi	4-3	132	20-46	.435	5-13	.385	8-12	.667	7	15	22	3	10-0	1	7	0	53	13.3	24
Greene	4-4	108	19-45	.422	3-10	.300	12-17	.706	6	13	19	5	8-0	2	7	5	53	13.3	31
Nocioni	3-1	59	13-24	.542	5-11	.455	8-10	.800	0	9	9	1	6-0	2	2	1	39	13.0	20
Thompson	3-3	87	15-33	.455	0-0	—	7-11	.636	7	16	23	3	11-0	3	7	3	37	12.3	14
Hughes (TOT)	1-1	35	4-11	.364	1-4	.250	2-2	1.000	0	6	6	12	3-0	4	2	0	11	11.0	11
Rodriguez	2-0	41	8-14	.571	1-4	.250	5-8	.625	1	2	3	6	6-0	3	6	1	22	11.0	12
Udrih	4-0	97	16-32	.500	4-11	.364	6-8	.750	1	8	9	12	8-0	2	5	0	42	10.5	17
May	1-0	11	2-4	.500	0-0	—	3-5	.600	2	1	3	0	1-0	0	0	0	7	7.0	7
Hawes	4-3	82	10-28	.357	0-1	.000	5-7	.714	5	7	12	4	14-0	2	2	1	25	6.3	10
Brockman	2-0	46	4-6	.667	0-0	—	4-8	.500	7	7	14	2	8-0	3	3	0	12	6.0	6
Martin	1-1	26	2-9	.222	0-3	.000	1-2	.500	1	1	2	1	3-0	0	0	0	5	5.0	5
Armstrong	1-0	12	2-2	1.000	0-0	—	0-0	—	1	1	2	0	1-0	0	2	1	4	4.0	4
Thomas	2-0	31	2-5	.400	0-0	—	0-0	—	8	10	18	2	6-0	1	1	1	4	2.0	4
Udoka	4-0	40	2-11	.182	1-6	.167	3-4	.750	1	1	2	1	2-0	1	2	1	8	2.0	5
McGuire (TOT)	3-0	48	1-7	.143	0-0	—	0-0	—	4	7	11	1	2-0	2	2	1	2	0.7	2
McGuire (SAC)	1-0	19	0-2	.000	0-0	—	0-0	—	1	4	5	1	1-0	0	1	1	0	0.0	0
Dorsey (TOT)	1-0	4	0-1	.000	0-0	—	0-0	—	0	2	2	0	1-0	0	1	0	0	0.0	0
KINGS	4	960	152-339	.448	20-64	.313	82-117	.701	57	118	175	67	100-0	28	54	18	406	101.5	109

Series Scores & Summary

Date	Site	Final	%	Date	Site	Final	%	Date	Site	Final	%	Date	Site	Final	%
12/13/68	CinM	123-130	L	3/3/74	Phx	113-100	W	12/16/81	K.C.	81-97	L	2/13/88	Sac	116-114	W
12/15/68	Gin	101-119	L	10/19/74	Phx	91-94	L	12/19/81	Phx	95-87	W	4/9/88	Phx	95-92	W
12/18/68	Phx	123-114	W	1/19/75	KC-OM	109-97	W	2/17/82	K.C.	107-110	L	11/15/88	Sac	119-89	W
2/6/69	Tucson	103-124	L	3/4/75	KC-OM	99-103	L	3/5/82	Phx	110-88	W	1/13/89	Phx	111-90	W
2/16/69	Gin	125-113	W	3/29/75	Phx	100-104	L	4/4/82	Phx	104-95	W	2/18/89	Sac	120-101	W
3/4/69	Phx	122-141	W	11/1/75	K.C.	100-106	L	11/10/82	Phx	106-100	W	3/2/89	Phx	110-90	W
10/30/69	Phx	106-104	W	12/25/75	Phx	122-111	W	11/27/82	K.C.	99-105	L	3/30/89	Sac	123-135	L
11/23/69	Cin	123-137	L	1/4/76	K.C.	86-98	L	1/23/83	K.C.	102-92	W	4/17/89	Phx	140-85	W
12/13/69	Phx	126-110	W	2/24/76	Phx	117-120	L	2/16/85S	Louis102-101	W	11/10/89	Phx	130-109	W	
12/14/69	Phx	130-137	L	3/27/76	Phx	117-100	W	3/24/83	K.C.	112-95	W	12/10/89	Phx	125-113	W
1/6/70	Gin	124-128	L	12/18/76	Phx	89-90	L	11/30/83	Phx	118-120	L	1/12/90	Phx	111-96	W
1/17/70	Gin	128-118	W	1/2/77	Omaha	88-89	L	12/17/83	Phx	119-99	W	2/22/90	Sac	104-98	W
1/17/70	Gin	133-115	W	2/15/77	K.C.	96-102	L	1/7/84	K.C.	98-100	L	4/12/90	Sac	116-114	W
11/13/70	Phx	115-109	W	4/7/77	Phx	121-110	W	2/23/84	K.C.	107-95	W	12/11/90	Phx	113-90	W
1/18/71	Omaha	118-99	W	12/6/77	K.C.	103-92	W	4/5/84	Phx	113-109	W	1/19/91	Sac	97-101	L
1/20/71	Phx	114-126	L	12/29/77	Phx	110-104	W	12/7/84	Phx	121-113	W	3/1/91	Phx	112-106	W
2/17/71	Phx	133-117	W	1/15/78	Omaha	112-102	W	12/18/84	K.C.	116-127	L	3/23/91	Sac	100-95	W
10/26/71	Phx	126-99	W	3/31/78	Phx	136-112	W	1/2/85	K.C.	115-107	W	11/26/91	Sac	89-104	L
11/6/71	Gin	95-110	L	10/28/78	K.C.	102-112	L	2/26/85	K.C.	103-110	L	11/27/91	Phx	141-100	W
12/15/71	Gin	127-108	W	12/22/78	Phx	123-103	W	3/2/85	Phx	114-111	W	1/15/92	Sac	128-111	W
2/12/72	Phx	117-95	W	2/23/79	K.C.	112-121	L	11/26/85	Sac	107-111	L	1/17/92	Phx	134-94	W
3/8/72	Gin	105-122	L	3/23/79	Phx	126-107	W	12/19/85	Phx	107-106	W	4/7/92	Phx	103-101	L
11/21/72	K.C.	96-101	L	10/21/79	K.C.	85-122	L	2/21/86	Phx	110-118	L	11/18/92	Phx	127-111	W
12/17/72	Phx	112-102	W	11/21/79	Phx	128-120	W	3/19/86	Phx	108-104	W	1/14/93	Sac	114-104	W
1/6/73	KC-OM	118-112	W	12/22/79	K.C.	115-111	W	4/5/86	Sac	100-119	L	3/5/93	Phx	130-122	W
1/18/73	Phx	96-119	L	1/18/79	Phx	118-112	W	11/25/86	Sac	102-123	L	3/9/93	Sac	128-108	W
2/25/73	KC-OM	111-109	W	2/28/79	Phx	97-95	W	12/20/86	Sac	114-122	L	4/8/93	Sac	123-114	W
3/28/73	Phx	107-109	L	3/18/80	K.C.	112-109	W	3/7/87	Phx	105-102	W	11/7/93	Phx	132-110	W
10/26/73KC-OM	99-98	L	10/12/80	Phx	109-100	W	3/26/87	Sac	115-124	L	1/15/94	Sac	119-103	L	
11/29/73	Phx	119-99	W	11/1/80	K.C.	127-100	W	4/14/87	Phx	132-123	W	2/26/94	Phx	112-86	W
1/4/74	KC-OM	97-122	L	12/3/80	K.C.	100-103	L	12/20/87	Sac	120-109	W	4/8/94	Sac	101-104	L
1/11/74	Phx	100-117	L	3/8/81	K.C.	68-105	L	12/26/87	Phx	110-112	L	4/23/94	Phx	101-100	W
2/22/74	KC-OM	104-119	L	3/25/81	Phx	101-110	L	1/30/88	Phx	120-126	L	11/4/94	Sac	89-107	L

*Overtime

Cincinnati Royals

% Kansas City-Omaha Kings

& Kansas City Kings

Suns Players Career Statistics vs. Kings

PLAYER	G-GS	MIN	FG-FGA	PCT	3FG-FGA	PCT	FT-FTA	PCT	OFF	DEF	TOT	AST	PF-DQ	STL	TO	BLK	PTS	AVG	HI
Childress	7-2	204	31-58	.534	3-8	.375	27-32	.844	11	21	32	14	14-0	10	8	2	92	13.3	25
Clark	3-0	9	1-6	.167	0-1	.000	0-0	—	1	0	1	0	2-0	1	1	1	2	0.7	2
Dragic	8-1	131	16-40	.400	3-13	.231	7-8	.875	5	11	16	15	10-0	6	4	1	42	5.3	11
Dudley	9-0	162	25-51	.490	8-21	.381	7-9	.778	15	16	31	6	14-0	14	10	0	65	7.2	17
Frye	15-6	339	58-120	.483	9-18	.500	19-31	.613	20	50	70	13	52-0	9	15	8	144	9.6	19
Hill	28-28	930	188-383	.491	3-17	.176	102-137	.745	33	132	165	88	85-0	45	55	17	481	17.2	35
Jones	3-0	15	0-1	.000	0-0	—	0-0	—	1	2	3	0	3-0	1	1	0	0	0.0	0
Lopez	6-2	95	17-30	.567	0-1	.000	11-14	.786	13	7	20	2	14-0	1	5	5	45	7.5	14
Nash	50-41	1503	278-540	.515	83-167	.497	119-127	.937	28	108	136	450	83-0	39	126	4	758	15.2	33
Richardson	31-31	1096	247-548	.451	58-173	.335	97-146	.664	50	122	172	100	76-1	53	60	21	649	20.9	40
Turkoglu	16-12	488	72-169	.426	17-53	.321	41-57	.719	13	54	67	48	39-1	12	35	5	202	12.6	22
Warrick	16-6	382	72-137	.526	3-6	.500	36-56	.643	22	67	89	8	35-0	8	22	4	183	11.4	26

Series Highlights & Top Performances

The Suns swept the season series in 2009-10 and have won 16 of the last 18 in the overall series, including nine straight wins at US Airways Center... Suns guard **Tony Delk**, a former King, set an ARCO Arena record with a career-high 53 points in a 121-117 overtime loss against his former team on January 2, 2001... The Kings ended a 24-game losing streak in Phoenix on February 9, 1999 with a 112-95 win... April 17, 1989, Phoenix recorded its largest margin of victory with 55 points in a 140-85 win... Series highs: December 20, 1987 in Sacramento, Sun **Larry Nance** scored 45 points in the Suns' 120-109 victory... Kings guard **Phil Ford** dished out 21 assists on February 23, 1979 in Kansas City... December 14, 1969 in Phoenix, **Gail Goodrich** tallied a Suns series-high 18 assists.

By The Numbers:

Suns vs. Sacramento 2009-2010: 4-0

12/5/09 at Phoenix: Suns 115, Kings 107

1/5/10 at Sacramento: Suns 113, Kings 109

2/5/10 at Sacramento: Suns 114, Kings 102

2/21/10 at Phoenix: Suns 104, Kings 88

Suns largest margin of victory: 55 (140-85, 4/17/89)

Suns high point total: 141 (11/27/91)

Suns low point total: 68 (3/8/81)

Kings largest margin of victory: 37 (122-85, 10/21/79)

Kings high point total: 141 (3/4/69)

Kings low point total: 80 (3/17/98)

All-Time Series Results:

Suns vs. Kings at Phoenix: 74-22

Suns vs. Kings on road: 45-50

Suns vs. Kings overall: 119-72

HOME

AWAY

Suns last win: 2/21/10 (104-88) 2/5/10 (114-102)

Suns last loss: 11/6/05 (118-117) 3/29/09 (126-118)

Streaks: Won nine Won two

San Antonio Spurs



One AT&T Center
San Antonio, TX 78219
(210) 444-5500
Fax: (210) 444-5003
www.spurs.com

2010-2011 vs. Suns:

November 3 at Phoenix
December 20 at San Antonio
April 3 at San Antonio
April 13 at Phoenix

2009-2010 Finish:

50-32 (.610)

Second in Southwest Division

Playoffs:

Defeated Dallas 4-2
Lost to Phoenix 4-0

Chairman & CEO

Peter M. Holt

President of Spurs Basketball/Head Coach

Gregg Popovich

President of Sports Franchises/GM

R.C. Buford

Assistant Coaches

Mike Budenholzer
Don Newman
Brett Brown
Chip Engelland
Chad Forcier
Jacque Vaughn

Head Athletic Trainer

Will Sevensing

Director of Media Services

Tom James

Media Services Manager

TBA

Senior Media Services Coordinator

Kris Davis

Home Court

AT&T Center (18,581, built in 2002)

Team Colors

Metallic Silver, Black

Radio

WOAI (1200 AM) Bill Schoening
KCOR (1350 AM Spanish) Paul Castro

TV

KENS (Ch. 5), KMYS (Ch. 35), FOX Sports Southwest (Cable)
Bill Land, Sean Elliott, Andrew Monaco

2009-2010 Regular Season Stats – Suns vs. Spurs

PLAYER	G-GS	MIN	FG-FGA	PCT	3FG-FGA	PCT	FT-FTA	PCT	OFF	DEF	TOT	AST	PF-DQ	STL	TO	BLK	PTS	AVG	HI
Stoudemire	3-3	116	40-71	.563	1-1	1.000	17-26	.654	16	18	34	2	11-0	5	9	0	98	32.7	41
Nash	3-3	108	27-47	.574	3-6	.500	4-4	1.000	2	10	12	36	4-0	2	11	0	61	20.3	25
Richardson	3-3	87	16-33	.485	6-12	.500	5-6	.833	1	10	11	7	1-0	2	2	1	43	14.3	20
Hill	3-3	101	17-33	.515	3-5	.600	3-4	.750	3	13	16	7	5-0	3	1	3	40	13.3	17
Frye	3-1	88	13-25	.520	8-12	.667	4-6	.667	2	15	17	7	11-0	4	4	2	38	12.7	15
Dragic	3-0	60	10-21	.476	4-9	.444	3-3	1.000	1	5	6	10	8-0	2	1	1	27	9.0	18
Lopez	2-1	30	3-8	.375	0-0	—	3-4	.750	3	5	8	1	2-0	1	0	5	9	4.5	8
Amundson	3-0	30	5-10	.500	0-0	—	0-1	.000	5	4	9	0	5-0	0	0	3	10	3.3	4
Dudley	3-0	80	4-13	.308	2-8	.250	0-0	—	3	5	8	6	4-0	3	3	1	10	3.3	5
Barbosa	1-0	5	1-4	.250	0-2	.000	0-0	—	0	0	0	0	3-0	0	0	0	2	2.0	2
Clark	2-0	2	0-0	—	0-0	—	0-0	—	0	0	0	0	0-0	0	0	0	0	0.0	0
Collins	1-1	12	0-1	.000	0-0	—	0-0	—	2	1	3	0	4-0	0	2	0	0	0.0	0
SUNS	3	720	136-266	.511	27-55	.491	39-54	.722	38	86	124	76	58-0	22	33	16	338	112.7	116

PLAYER	G-GS	MIN	FG-FGA	PCT	3FG-FGA	PCT	FT-FTA	PCT	OFF	DEF	TOT	AST	PF-DQ	STL	TO	BLK	PTS	AVG	HI
Duncan	3-3	101	29-47	.617	0-0	—	11-16	.688	11	20	31	7	4-0	2	7	7	69	23.0	34
Jefferson	3-2	91	15-28	.536	3-8	.375	8-12	.667	5	9	14	7	8-0	2	6	2	41	13.7	20
Parker	3-2	81	15-32	.469	0-1	.000	11-11	1.000	1	6	7	12	7-0	0	7	0	41	13.7	16
Ginobili	3-1	97	12-35	.343	3-16	.188	11-11	1.000	6	8	14	18	10-0	2	6	0	38	12.7	21
Mason	3-0	72	14-28	.500	9-18	.500	0-0	—	0	11	11	1	5-0	1	3	1	37	12.3	19
Temple	1-1	23	4-9	.444	1-3	.333	2-4	.500	0	2	2	0	3-0	1	3	0	11	11.0	11
Blair	3-0	47	13-25	.520	0-0	—	6-11	.545	9	12	21	1	6-0	2	1	0	32	10.7	14
Hill	2-1	64	10-13	.462	1-3	.333	3-4	.750	0	3	3	6	6-0	3	3	0	16	8.0	9
McDyess	3-3	71	16-19	.842	0-0	—	0-0	—	7	12	19	6	7-0	1	4	1	20	6.7	12
Bonner	3-0	42	4-12	.333	0-3	.000	1-3	.333	2	3	5	6	2-0	2	1	1	9	3.0	5
Hairston	3-0	9	0-2	.000	0-1	.000	4-4	1.000	1	0	1	1	0-0	0	0	0	4	1.3	4
Bogans	2-2	22	0-3	.000	0-2	.000	0-0	—	0	1	1	0	0-0	1	0	0	0	0.0	0
SPURS	3	720	122-253	.482	17-55	.309	57-76	.750	42	87	129	65	58-0	17	44	12	318	106.0	113

Series Scores & Summary

Date	Site	Final	%	Date	Site	Final	%	Date	Site	Final	%	Date	Site	Final	%
10/27/76	S.A.	106-115	L	3/9/83	S.A.	105-108	L	4/15/89	Phx	137-91	W	4/2/96	Phx	111-104	W
12/5/76	Phx	103-98	W	11/3/83	Phx	142-120	W	11/21/89	S.A.	98-107	L	12/20/96	Phx	93-76	W
1/25/77	Phx	108-116	L	12/4/83	S.A.	122-106	W	12/22/89	Phx	115-119	L	10/28/03	S.A.	82-83	L
3/8/77	S.A.	115-122	L	2/7/84	Phx	138-131	W	3/19/90	Phx	102-113	L	1/23/04	Phx	84-86	L
10/31/77	Phx	143-145	L	2/21/84*	S.A.	114-111	W	4/22/90	S.A.	93-108	L	3/6/04	Phx	86-107	L
11/3/77	S.A.	110-89	W	3/3/84	Phx	120-106	W	11/17/90	S.A.	114-128	L	1/27/04	S.A.	76-105	L
11/20/77	Phx	134-112	W	12/15/84	S.A.	111-120	L	12/21/90*	Phx	128-132	L	12/28/04	S.A.	94-115	L
4/4/78	S.A.	119-125	L	1/19/85	S.A.	100-106	L	2/14/91	S.A.	106-97	W	3/9/05	Phx	107-101	W
10/17/78	Phx	107-110	L	2/14/85	S.A.	102-131	L	4/14/91	Phx	101-109	L	1/21/05*	Phx	123-128	L
11/15/78	S.A.	125-119	W	2/22/85	Phx	111-118	L	12/13/91	S.A.	112-107	W	3/9/05	Phx	91-97	L
2/2/79	Phx	133-108	W	3/7/85	Phx	119-117	W	12/20/91	Phx	116-91	W	1/7/06	Phx	91-86	W
3/16/79	S.A.	128-122	W	11/20/85	Phx	121-100	W	3/7/92	S.A.	109-122	L	3/9/06	Phx	93-117	L
10/30/79	Phx	142-109	W	1/13/86	Phx	121-98	W	4/16/92	Phx	121-101	W	3/17/06	S.A.	102-108	L
1/2/80	S.A.	109-118	L	2/1/86	S.A.	122-111	W	1/3/93*	S.A.	113-114	L	11/8/06*	S.A.	106-111	L
11/5/80	S.A.	84-114	L	2/18/86	S.A.	114-120	L	1/29/93	Phx	125-110	W	2/1/07	Phx	103-87	W
11/12/80	Phx	130-127	W	4/9/86	Phx	102-114	L	2/23/93	S.A.	105-103	W	12/17/07	S.A.	100-95	L
12/2/80	S.A.	122-107	W	11/15/86	S.A.	116-109	W	4/24/93	Phx	99-97	W	1/31/08	Phx	81-84	L
12/25/80	Phx	131-111	W	12/17/86	S.A.	81-94	L	11/10/93	Phx	101-93	W	3/9/08	Phx	94-87	W
1/20/81*	S.A.	112-119	L	1/9/87	Phx	100-115	L	1/13/94	S.A.	88-107	L	4/9/08	S.A.	96-79	W
11/3/81	Phx	111-88	W	3/14/87	S.A.	108-121	L	4/6/94	Phx	107-95	W	10/29/08	S.A.	103-98	W
12/18/81	S.A.	108-104	W	4/11/87	Phx	136-116	W	4/16/94	S.A.	96-94	W	12/25/08	Phx	90-91	L
1/19/82	Phx	108-96	W	11/14/87	Phx	124-113	W	11/26/94	Phx	111-108	W	1/29/09	Phx	104-114	L
2/4/82	S.A.	112-118	L	12/12/87	S.A.	110-129	L	2/22/95	S.A.	100-105	L	3/8/09	S.A.	98-103	L
4/14/82	Phx	104-92	W	2/18/88	Phx	114-122	L	4/2/95	S.A.	106-109	L	12/15/09	Phx	116-104	W
11/7/82	S.A.	100-101	L	3/1/88	S.A.	109-114	L	4/12/95	Phx	115-111	W	2/28/10	S.A.	110-113	L
12/1/82	S.A.	114-113	W	4/13/88	Phx	123-116	W	12/2/95	S.A.	93-101	L	4/7/10	Phx	112-101	W
1/19/83	Phx	118-113	W	11/26/88	S.A.	104-117	L	12/25/95	Phx	100-105	L				
3/2/83	Phx	110-106	W	12/20/88	Phx	128-110	W	3/31/96	S.A.	83-97	L				

*Overtime

Suns Players Career Statistics vs. Spurs

PLAYER	G-GS	MIN	FG-FGA	PCT	3FG-FGA	PCT	FT-FTA	PCT	OFF	DEF	TOT	AST	PF-DD	STL	TO	BLK	PTS	AVG	HI
Childress	8-2	253	34-63	.540	1-4	.250	13-16	.813	17	40	57	7	15-0	5	11	5	82	10.3	19
Clark	2-0	2	0-0	—	0-0	—	0-0	—	0	0	0	0	0-0	0	0	0	0	0.0	0
Dragic	5-0	78	10-24	.417	4-10	.400	3-3	1.000	2	5	7	12	12-0	2	3	1	27	5.4	18
Dudley	7-0	121	9-20	.450	2-9	.222	1-1	1.000	6	12	18	7	6-0	3	3	1	21	3.0	7
Frye	13-4	247	41-94	.436	9-15	.600	17-19	.895	9	40	49	9	35-0	9	11	6	108	8.3	15
Hill	25-23	879	173-343	.504	6-15	.400	87-103	.845	24	141	165	105	66-1	26	45	15	439	17.6	31
Jones	1-0	8	0-0	—	0-0	—	0-0	—	0	0	0	0	2-0	0	0	0	0	0.0	0
Lopez	4-1	47	4-11	.364	0-0	—	4-5	.800	5	7	12	1	6-0	1	1	6	12	3.0	8
Nash	46-41	1552	250-530	.472	49-115	.426	104-121	.860	23	132	155	370	94-0	33	141	2	653	14.2	30
Richardson	28-28	964	149-382	.390	43-112	.384	61-89	.685	30	103	133	69	60-0	25	53	9	402	14.4	28
Turkoglu	20-9	500	81-175	.463	14-33	.424	46-61	.754	8	61	69	30	43-1	11	26	7	222	11.1	26
Warrick	18-2	300	58-118	.492	1-7	.143	37-51	.725	11	38	49	12	30-0	9	27	10	154	8.6	27

Series Highlights & Top Performances

The Suns won two of three contests in 2009-10 and three of the last five in San Antonio... December 25, 2008, **Steve Nash** became only the 13th player in league history to reach 7,000 assists... January 21, 2005, **Manu Ginobili** scored a career-high and series-high 48 points in a 128-123 Suns overtime loss at USAC... November 29, 2002, **Stephon Marbury** had 43 points and set Suns, USAC record for points in a quarter with 26 points in fourth period and USAC mark with 34 second-half points... February 24, 2002, Phoenix posted the 1,500th win in club history in 2,730 games with a 92-83 win at USAC to become fourth-fastest NBA team to reach the 1,500-win mark (Boston, Lakers, Philadelphia)... April 6, 1994 in Phoenix, **Kevin Johnson** set a Phoenix record with 25 assists... April 2, 1995 in San Antonio, **Charles Barkley** scored a Suns series-high 45 points... November 10, 1993 in Phoenix, **Dennis Rodman** grabbed a series-high 25 rebounds.

By The Numbers:

Suns vs. San Antonio 2009-2010: 2-1

12/15/09 at Phoenix: Suns 116, Spurs 104

2/28/10 at San Antonio: Spurs 113, Suns 110

4/7/10 at Phoenix: Suns 112, Spurs 101

Suns largest margin of victory: 46 (137-91, 4/15/89)

Suns high point total: 143 (10/31/77)

Suns low point total: 71 (4/16/02, 3/1/01)

Spurs largest margin of victory: 30 (114-84, 11/5/80)

Spurs high point total: 145 (10/31/77)

Spurs low point total: 74 (11/7/99)

All-Time Series Results:

Suns vs. Spurs at Phoenix: 47-22

Suns vs. Spurs at San Antonio: 24-46

Suns vs. Spurs overall: 71-68

	HOME	AWAY
Suns last win:	4/7/10 (112-101)	10/29/08 (103-98)
Suns last loss:	1/29/09 (114-104)	2/28/10 (113-110)
Streaks:	Won two	Lost two

Toronto Raptors



Air Canada Centre
50 Bay Street, Suite 500
Toronto, Ontario, Canada
M5J 2L2
(416) 815-5600
Fax: (416) 359-9331
www.raptors.com

President & General Manager Bryan Colangelo
Head Coach Jay Triano
Assistant Coaches P.J. Carlesimo, Alex English, Micah Nori, Scott Roth, Eric Hughes, Alvin Williams, Francesco Cuzzolin
Head Athletic Trainer Scott McCullough
Director, Media Relations Jim LaBumbard
Coordinators, Media Relations Roven Yau, Phil Summers
Home Court Air Canada Centre (19,800, built in 1999)
Team Colors Red, Black, Silver
Radio The FAN (590 AM) Paul Jones, Eric Smith
TV TSN, TSN 2, Sportsnet, Sportsnet One

2010-2011 vs. Suns:

February 25 at Toronto
 March 23 at Phoenix

2009-2010 Finish:

40-42 (.488)

Second in Atlantic Division

Playoffs:

Did not qualify

2009-2010 Regular Season Stats – Suns vs. Raptors

PLAYER	G-GS	MIN	FG-FGA	PCT	3FG-FGA	PCT	FT-FTA	PCT	OFF	DEF	TOT	AST	PF-DQ	STL	TO	BLK	PTS	AVG	HI
Stoudemire	2-2	72	18-25	.720	0-0	—	12-14	.857	8	7	15	3	8-0	2	6	2	48	24.0	30
Nash	2-2	71	18-36	.500	3-10	.300	4-4	1.000	1	6	7	25	2-0	1	5	0	43	21.5	23
Frye	2-2	68	11-19	.579	9-13	.692	4-4	1.000	3	12	15	2	7-0	0	2	1	35	17.5	20
Richardson	2-2	76	11-24	.458	4-9	.444	4-4	1.000	3	16	19	1	2-0	1	4	1	30	15.0	22
Barbosa	2-0	31	9-19	.474	3-9	.333	2-3	.667	1	7	8	1	4-0	0	3	0	23	11.5	17
Hill	2-2	67	5-17	.294	1-4	.250	5-6	.833	1	11	12	6	3-0	2	2	0	16	8.0	10
Dudley	2-0	43	2-8	.250	1-5	.200	2-2	1.000	3	5	8	2	4-0	1	2	2	7	3.5	4
Dragic	2-0	19	2-8	.250	0-4	.000	2-3	.667	0	1	1	2	3-0	0	2	0	6	3.0	6
Amundson	2-0	20	1-3	.333	0-0	—	2-4	.500	3	5	8	1	4-0	0	1	0	4	2.0	4
Clark	2-0	6	1-3	.333	0-0	—	0-0	—	0	1	1	0	0-0	0	0	0	2	1.0	2
Lopez	1-0	6	0-0	—	0-0	—	0-0	—	0	0	0	0	2-0	0	4	0	0	0.0	0
SUNS	2	480	78-162	.481	21-54	.389	37-44	.841	23	71	94	43	39-0	7	32	6	214	107.0	113
PLAYER	G-GS	MIN	FG-FGA	PCT	3FG-FGA	PCT	FT-FTA	PCT	OFF	DEF	TOT	AST	PF-DQ	STL	TO	BLK	PTS	AVG	HI
Bosh	2-2	74	23-45	.511	0-1	.000	9-15	.600	12	15	27	2	4-0	0	6	2	55	27.5	30
Bargnani	2-2	72	14-34	.412	2-8	.250	11-11	1.000	4	7	11	2	8-0	1	1	2	41	20.5	24
Turkoglu	2-2	76	12-34	.353	4-14	.286	2-2	1.000	2	12	14	6	8-0	2	5	1	30	15.0	20
DeRozan	2-2	43	7-15	.467	0-2	.000	6-6	1.000	1	2	3	2	6-0	2	1	0	20	10.0	14
Jack	2-0	41	6-12	.500	0-5	.000	0-1	.000	0	2	2	3	1-0	1	4	0	12	6.0	10
Belinelli	2-0	46	4-14	.286	3-9	.333	0-0	—	0	4	4	1	3-0	1	3	1	11	5.5	11
Calderon	2-2	64	4-14	.286	1-3	.333	1-1	1.000	1	4	5	14	3-0	4	0	0	10	5.0	8
Johnson	2-0	45	4-6	.667	0-0	—	1-2	.500	6	7	13	1	5-0	1	2	3	9	4.5	7
Weems	1-0	8	2-2	1.000	0-0	—	0-0	—	0	2	2	1	1-0	0	0	0	4	4.0	4
Mensah-Bonsu	1-0	1	0-0	—	0-0	—	2-2	1.000	0	0	0	0	1-0	0	0	0	2	2.0	2
Wright	1-0	10	0-4	.000	0-2	.000	0-0	—	0	2	2	1	1-0	1	0	0	0	0.0	0
RAPTORS	2	480	76-180	.422	10-44	.227	32-40	.800	26	57	83	33	41-0	13	23	9	194	97.0	100

Series Scores & Summary

Date	Site	Final	W/L	Date	Site	Final	W/L
11/10/95	Tor	112-108	W	1/4/04	Tor	73-83	L
2/23/96	Phx	110-105	W	2/10/04	Phx	94-101	L
2/1/97	Tor	86-110	L	12/26/04	Phx	106-94	W
3/11/97	Phx	101-105	L	1/30/05	Tor	123-105	W
12/5/97	Phx	110-91	W	11/22/05	Phx	90-82	W
2/3/98	Tor	110-105	W	3/31/06	Tor	140-126	W
11/23/99	Phx	94-93	W	12/19/06	Phx	115-98	W
2/27/00	Tor	102-103	L	1/3/07	Tor	100-98	W
12/10/00	Tor	95-87	W	12/5/07	Tor	136-123	W
12/30/00	Phx	109-103	W	12/22/07	Phx	122-103	W
11/18/01	Phx	81-87	L	1/18/09	Tor	117-113	W
12/9/01	Tor	91-90	W	2/27/09	Phx	133-113	W
2/21/03	Tor	89-92	L	11/15/09	Phx	101-100	W
3/17/03*	Phx	95-91	W	11/29/09	Tor	113-94	W

*Overtime

Suns Players Career Statistics vs. Raptors

PLAYER	G-GS	MIN	FG-FGA	PCT	3FG-FGA	PCT	FT-FTA	PCT	OFF	DEF	TOT	AST	PF-DQ	STL	TO	BLK	PTS	AVG	HI
Childress	13-3	464	50-104	.481	4-11	.364	39-44	.886	20	59	79	25	24-0	17	19	12	143	11.0	19
Clark	2-0	6	1-3	.333	0-0	—	0-0	—	0	1	1	0	0-0	0	0	0	2	1.0	2
Dragic	3-0	33	3-11	.273	0-4	.000	2-3	.667	1	2	3	4	8-0	0	3	0	8	2.7	6
Dudley	10-2	241	35-64	.547	4-14	.286	15-19	.789	20	23	43	5	21-0	9	3	4	89	8.9	17
Frye	12-5	268	53-102	.520	9-16	.563	32-35	.914	21	45	66	6	38-0	4	19	10	147	12.3	20
Hill	34-34	1276	233-474	.492	7-22	.318	165-215	.767	44	206	250	172	76-0	55	101	22	638	18.8	32
Jones	3-0	2	1-1	1.000	0-0	—	0-0	—	1	0	1	0	1-0	0	0	0	2	0.7	2
Lopez	2-0	8	0-0	—	0-0	—	0-0	—	0	0	0	0	2-0	0	5	0	0	0.0	0
Nash	22-19	735	123-242	.508	32-66	.485	55-57	.965	12	69	81	224	27-0	20	64	1	333	15.1	27
Richardson	19-18	715	134-289	.464	37-92	.402	62-85	.729	29	92	121	44	42-0	20	22	4	367	19.3	35
Turkoglu	24-15	704	97-260	.373	29-90	.322	74-88	.841	15	89	104	80	59-0	20	48	6	297	12.4	37
Warrick	11-1	198	30-63	.476	1-1	1.000	29-38	.763	13	24	37	7	20-0	3	12	3	90	8.2	18

Series Highlights & Top Performances

Phoenix swept the season series in 2009-10 for the sixth consecutive season for 12-straight wins, the longest active Suns streak against one opponent... Phoenix scored a series-high 140 points on March 31, 2006, the most points ever scored at the Air Canada Centre... January 30, 2005, Phoenix's 46 points in the third quarter of the team's 123-105 victory, was the most points scored ever in a quarter vs. Toronto... Toronto held the Suns to a series-low 73 points on January 4, 2004 in Toronto... **Vince Carter** scored a game-high 46 points and shot a career-best 22-27 from the free throw line at USAC on December 30, 2000... February 27, 2000, Carter scored 51 points in a 103-102 Toronto win... February 3, 1998, **Jason Kidd** dished out a series-high 16 assists... **Marcus Camby** tied a Raptors franchise record with nine blocked shots as Toronto gained its first-ever win over the Suns, 110-86, on February 1, 1997... The Raptors had 15 blocked shots as a team in that contest... On March 11, 1997, Toronto gained its first road victory in the series, 105-101, at USAC... Phoenix took the first-ever meeting in the series, 112-108, on November 10, 1995.

By The Numbers:

Suns vs. Toronto 2009-2010: 2-0

11/15/09 at Phoenix: Suns 101, Raptors 100

11/29/09 at Toronto: Suns 113, Raptors 94

Suns largest margin of victory: 20 (2/27/09, 133-113)

Suns high point total: 140 (3/31/06)

Suns low point total: 73 (1/4/04)

Raptors largest margin of victory: 24 (110-86, 2/1/97)

Raptors high point total: 126 (3/31/06)

Raptors low point total: 82 (11/22/05)

All-Time Series Results:

Suns vs. Raptors at Phoenix: 11-3

Suns vs. Raptors at Toronto: 10-4

Suns vs. Raptors overall: 21-7

	HOME	AWAY
Suns last win:	11/15/09 (101-100)	11/29/09 (113-94)
Suns last loss:	2/10/04 (101-94)	1/4/04 (83-73)
Streaks:	Won six	Won six

Utah Jazz



301 West South Temple
Salt Lake City, UT 84101
(801) 325-2500
Fax: (801) 325-2578
www.utahjazz.com

Owner

Gail Miller
(part of Larry H. Miller Group
of Companies)

President

Randy Rigby

Exec. VP, Basketball Operations/GM

Kevin O'Connor

Head Coach

Jerry Sloan

Assistant Coaches

Phil Johnson
Tyrone Corbin
Scott Layden
Mark McKown

Head Athletic Trainer

Gary Briggs

Vice President, Communications

Linda Luchetti

Director, Communications

Jonathan Rinehart

Manager, Communications

Derek Garduno

Coordinator, Communications

Hannah Lee

Home Court

EnergySolutions Arena (19,911, built in 1991)

Team Colors

Navy, Dark Yellow, Dark Green, Gray

Radio

KFNZ (1320 AM) David Locke, TBA

TV

FOX Sports Utah (Cable)
Craig Bolerjack, TBA

2010-2011 vs. Suns:

October 28 at Utah
February 11 at Utah
February 15 at Phoenix

2009-2010 Finish:

53-29 (.646)

Second in Northwest Division

Playoffs:

Defeated Denver 4-2
Lost to L.A. Lakers 4-0

2009-2010 Regular Season Stats – Suns vs. Jazz

PLAYER	G-GS	MIN	FG-FGA	PCT	3FG-FGA	PCT	FT-FTA	PCT	OFF	DEF	TOT	AST	PF-DQ	STL	TO	BLK	PTS	AVG	HIG
Stoudemire	4-4	146	35-57	.614	0-0	—	40-50	.800	9	17	26	1	12-0	1	12	7	110	27.5	44
Dragic	3-0	72	15-25	.600	7-10	.700	9-14	.643	1	7	8	7	6-0	2	7	0	46	15.3	32
Richardson	4-4	139	23-52	.442	9-26	.346	4-8	.500	5	19	24	6	12-0	2	6	4	59	14.8	22
Lopez	3-3	82	15-22	.682	0-0	—	7-9	.778	8	13	21	1	11-0	1	2	6	37	12.3	19
Nash	4-4	137	21-40	.525	6-11	.545	1-1	1.000	0	16	16	51	15-0	6	19	1	49	12.3	15
Frye	4-0	86	17-37	.459	10-24	.417	0-0	—	2	14	16	8	14-1	5	2	4	44	11.0	21
Hill	4-4	95	11-24	.458	1-4	.250	9-11	.818	2	15	17	8	8-0	3	8	4	32	8.0	17
Dudley	4-0	85	10-23	.435	4-15	.267	3-5	.600	2	10	12	7	10-0	3	3	1	27	6.8	11
Barbosa	2-0	32	4-8	.500	1-3	.333	1-1	1.000	0	2	2	1	5-0	1	1	0	10	5.0	6
Clark	3-0	19	3-10	.300	0-0	—	2-2	1.000	1	1	2	0	0-0	1	1	0	8	2.7	4
Amundson	4-0	53	2-3	.667	0-0	—	5-10	.500	3	7	10	0	7-0	0	4	9	2.3	4	4
Collins	2-1	14	1-4	.250	0-0	—	0-0	—	0	1	1	0	1-0	0	1	0	2	1.0	2
Jones	1-0	1	0-0	—	0-0	—	0-0	—	0	0	0	0	1-0	0	0	0	0	0.0	0
SUNS	4	960	157-305	.515	38-93	.409	81-111	.730	33	122	155	90	102-1	25	69	31	433	108.3	115

PLAYER	G-GS	MIN	FG-FGA	PCT	3FG-FGA	PCT	FT-FTA	PCT	OFF	DEF	TOT	AST	PF-DQ	STL	TO	BLK	PTS	AVG	HI
Williams	4-4	149	26-63	.413	8-23	.348	22-25	.880	3	6	9	32	11-0	4	11	0	82	20.5	27
Boozier	3-3	116	23-46	.500	0-0	—	13-19	.684	14	37	51	5	10-0	9	4	3	59	19.7	23
Kirilenko	2-2	64	12-18	.667	0-1	.000	13-18	.722	7	5	12	4	6-0	4	2	3	37	18.5	25
Okur	4-4	100	21-46	.457	6-11	.545	11-13	.846	7	20	27	3	12-0	1	3	3	59	14.8	24
Matthews	4-3	125	13-35	.371	4-12	.333	17-21	.810	3	9	12	12	7-0	8	10	1	47	11.8	21
Miles	4-2	100	17-40	.425	4-14	.286	8-9	.889	7	10	17	8	10-0	3	8	0	46	11.5	17
Millsap	4-1	118	13-39	.333	0-0	—	9-11	.818	10	16	26	8	18-0	5	7	1	35	8.8	12
Brewer	1-1	21	3-5	.600	0-0	—	2-4	.500	2	2	4	1	1-0	0	3	0	8	8.0	8
Jeffers	2-0	18	5-5	1.000	0-0	—	3-4	.750	1	2	3	0	4-0	1	1	0	13	6.5	8
Gaines	3-0	21	5-8	.625	1-2	.500	7-11	.636	3	3	6	5	2-0	3	2	0	18	6.0	8
Korver	4-0	70	6-15	.400	3-7	.429	1-1	1.000	1	7	8	7	3-0	0	3	0	16	4.0	7
Koufos	1-0	18	1-4	.250	0-0	—	0-0	—	1	1	2	2	1-0	0	0	1	2	2.0	2
Fesenko	2-0	16	1-3	.333	0-0	—	0-0	—	1	1	2	1	7-1	0	0	0	2	1.0	2
Pace	4-0	26	0-8	.000	0-2	.000	2-2	1.000	0	1	1	0	6-0	0	2	0	2	0.5	2
JAZZ	4	960	146-335	.436	26-72	.361	108-138	.783	60	120	180	88	98-1	38	57	12	426	106.5	124

Series Scores & Summary

Date	Site	Final	%	Date	Site	Final	%	Date	Site	Final	%	Date	Site	Final	%	Date	Site	Final	%
11/8/74	N.O.	100-102	W	10/15/80	Utah	107-93	W	12/6/85	Phx	111-92	W	11/30/91*	Phx	134-125	W	3/24/98	Utah	73-92	L
11/26/74	Phx	120-110	W	12/19/80	Phx	108-90	W	2/22/86	Utah	97-105	L	1/31/92*	Utah	116-117	L	4/17/98	Phx	99-102	L
1/25/75*	Phx	94-90	W	2/4/81	Phx	114-89	W	3/7/86	Phx	103-105	L	3/1/92	Phx	114-109	W	2/11/99	Phx	74-82	L
2/29/75	N.O.	96-88	L	3/5/81	Utah	112-100	W	3/22/86	Utah	109-119	L	4/5/92	Utah	96-113	L	4/9/99	Utah	92-95	L
12/19/75	N.O.	104-89	W	3/29/81	Phx	105-90	W	1/15/87	Phx	123-107	W	11/12/92	Utah	102-91	W	4/21/99	Phx	91-82	W
12/21/75	Phx	107-120	L	11/7/81	Utah	87-95	L	2/10/87	Utah	102-98	W	2/26/93	Phx	113-106	W	4/26/99	Utah	99-85	W
2/14/76	Phx	112-93	W	12/5/81	Phx	101-99	W	2/13/87	Phx	105-98	W	4/11/93	Phx	112-99	W	12/27/99	Utah	91-92	L
2/20/76	N.O.	103-102	W	2/13/82	Utah	115-120	L	3/31/87	Utah	95-110	L	4/17/93	Utah	101-110	L	3/10/00	Phx	96-99	L
10/22/76	N.O.	98-111	L	3/1/82	Phx	115-102	W	4/5/87	Phx	112-98	W	11/27/93	Phx	120-98	W	4/6/00	Utah	85-105	L
1/29/77	Phx	118-102	W	3/29/82	Utah	92-100	W	11/5/87	Utah	92-100	W	1/5/94	Utah	107-91	W	4/16/00	Phx	92-96	L
3/18/77	Phx	100-104	L	11/4/82	Phx	119-104	W	11/18/87	Phx	90-80	W	2/25/94	Utah	87-107	L	1/21/01	Utah	88-109	L
3/30/77	N.O.	100-112	L	12/25/82	Utah	111-101	W	2/17/88	Utah	103-108	L	3/6/94	Phx	92-103	L	2/25/01	Phx	90-80	W
10/28/77	N.O.	107-114	L	2/2/83	Phx	112-96	W	3/22/88	Utah	96-103	L	11/21/94	Utah	91-106	L	3/9/01	Utah	95-107	L
11/10/77	Phx	127-111	W	2/24/83	Utah	110-103	W	4/5/88	Phx	111-106	W	2/8/95	Utah	108-104	W	4/18/01	Phx	98-93	W
12/16/77	N.O.	126-113	W	3/29/83	Phx	115-107	W	2/19/88	Utah	121-134	L	2/19/95	Phx	110-107	W	11/26/01*	Utah	111-104	W
1/11/78	Phx	142-99	W	11/29/83	L.V.	110-114	L	2/6/89	Phx	104-87	W	3/28/95	Phx	102-111	L	11/30/01	Phx	98-76	W
11/27/8	N.O.	106-99	W	12/2/83	Phx	113-116	L	2/20/89	Utah	92-118	L	11/27/95	Phx	105-114	L	1/8/02	Utah	84-98	L
11/12/78	Phx	128-122	W	1/10/84	Utah	98-107	L	4/5/89	Phx	114-104	W	2/26/96	Utah	87-110	L	4/1/02	Phx	96-97	L
2/11/79	Phx	136-112	W	2/2/84	Utah	95-116	L	12/13/89	Utah	95-102	L	4/4/96	Phx	107-100	W	11/19/02	Utah	76-99	L
3/18/79	N.O.	117-121	L	2/28/84	Phx	113-100	W	2/14/90	Phx	114-103	W	4/10/96	Utah	79-103	L	1/8/03	Utah	93-99	L
11/6/79	Utah	120-107	L	11/17/84	Utah	94-108	L	3/13/90	Utah	114-106	W	12/12/96	Utah	95-87	W	1/12/03	Phx	107-99	W
11/29/79	Phx	117-99	W	11/27/84	Phx	115-102	W	4/9/90	Phx	119-115	W	1/16/97	Utah	91-95	L	3/19/03	Phx	86-99	L
1/13/80	Phx	106-103	L	1/12/85	Phx	110-94	W	11/2/90	Tokyo	119-96	W	1/22/97	Phx	99-111	L	11/5/03	Utah	80-91	L
1/15/80	Utah	115-108	W	4/6/85	Utah	94-105	L	11/3/90	Tokyo	101-102	L	4/15/97	Phx	122-127	L	2/7/04	Phx	92-96	L
2/28/80	Utah	111-101	W	4/12/85	Phx	96-92	W	2/6/91	Utah	99-103	L	11/4/97	Phx	106-84	W	3/12/04	Phx	90-99	L
3/7/80	Phx	110-94	W	11/1/85	Utah	110-121	L	4/2/91	Phx	131-117	W	2/26/98	Utah	97-108	L	4/14/04	Utah	89-84	W

*Overtime # New Orleans Jazz

Suns Players Career Statistics vs. Jazz

PLAYER	G-GS	MIN	FG-FGA	PCT	3FG-FGA	PCT	FT-FTA	PCT	OFF	DEF	TOT	AST	PF-DQ	STL	TO	BLK	PTS	AVG	HI
Childress	6-1	172	19-37	.514	3-7	.429	21-27	.778	8	16	24	4	19-0	9	5	4	62	10.3	21
Clark	3-0	19	3-10	.300	0-0	—	2-2	1.000	1	1	2	0	0-0	1	1	0	8	2.7	4
Dragic	7-0	124	20-43	.465	9-15	.600	13-20	.650	4	12	16	12	10-0	5	14	0	62	8.9	32
Dudley	9-0	184	23-54	.426	6-21	.286	6-12	.500	10	25	35	11	21-0	8	9	1	58	6.4	15
Frye	16-3	277	44-111	.396	10-26	.385	10-12	.833	16	35	51	14	55-1	10	10	13	108	6.8	21
Hill	25-24	851	152-330	.461	1-19	.053	125-168	.744	31	97	128	88	60-0	21	66	15	430	17.2	34
Jones	4-0	17	0-0	—	0-0	—	0-0	—	0	1	1	0	0-0	1	0	0	0	0.0	0
Lopez	6-3	92	16-25	.640	0-0	—	7-9	.778	10	16	26	1	13-0	1	3	6	39	6.5	19
Nash	47-40	1406	204-464	.440	58-159	.365	136-143	.951	22	116	138	398	108-0	34	141	5	602	12.8	29
Richardson	30-30	1031	192-434	.442	50-132	.379	67-102	.657	33	112	145	86	84-1	23	60	19	501	16.7	35
Turkoglu	27-13	710	88-230	.383	32-75	.427	74-89	.831	13	84	97	68	71-2	21	37	12	282	10.4	27
Warrick	14-3	315	47-86	.547	1-2	.500	35-56	.625	16	49	65	9	34-0	5	21	8	130	9.3	17

Series Highlights & Top Performances

The Suns split the series for the second-straight season in 2009-10 and have won 12 of the last 23 contests... The Jazz have won 37 of the last 59 meetings in the series... March 7, 2008, **Shaquille O'Neal** became only the 11th player in NBA history to reach 26,000 career points with 20 points (8-12 FG), seven rebounds and two blocks... April 14, 2007, Phoenix claimed its 61st victory of the season with a 126-98 win at Utah, the second-most in franchise history behind only the 2004-05 and 1992-93 teams that each won 62 games... February 7, 2004, **Amar'e Stoudemire** tied a franchise high and set an USAC record with 10 blocked shots in a 96-92 loss in Phoenix... March 18, 1977 in Phoenix, **Pete Maravich** scored series-high 51 points... January 15, 1987 in Phoenix, **Walter Davis** scored Suns series-high 45 points... April 2, 1991 in Phoenix, **Kevin Johnson** handed out a Suns series-best 20 assists... November 19 and March 22, 1988, **John Stockton** dished out a series-high 21 assists... October 28, 1977 in New Orleans, Jazz forward **Leonard "Truck" Robinson** grabbed series-high 25 boards.

By The Numbers:

Suns vs. Utah 2009-2010: 2-2

1/25/10 at Utah: Jazz 124, Suns 115

3/4/10 at Phoenix: Jazz 116, Suns 108

3/19/10 at Phoenix: Suns 110, Jazz 100

4/14/10 at Utah: Suns 100, Jazz 86

Suns largest margin of victory: 43 (142-99, 1/11/78)

Suns high point total: 142 (1/11/78)

Suns low point total: 73 (3/24/98)

Jazz largest margin of victory: 26 (118-92, 2/20/89)

Jazz high point total: 134 (11/19/88)

Jazz low point total: 76 (11/30/01)

All-Time Series Results:

Suns vs. Jazz at Phoenix: 54-22

Suns vs. Jazz on road: 27-49

Suns vs. Jazz overall: 81-71

	HOME	AWAY
Suns last win:	3/19/10 (110-100)	4/14/10 (100-86)
Suns last loss:	3/4/10 (116-108)	1/25/10 (124-115)
Streaks:	Won one	Won one

Washington Wizards



601 F Street NW
Washington, DC 20004
(202) 661-5000
Fax: (202) 661-5113
www.washingtonwizards.com

2010-2011 vs. Suns:

December 5 at Phoenix
January 21 at Washington

2009-2010 Finish:

26-56 (.317)
Fifth in Southeast Division

Playoffs:

Did not qualify

Majority Owner	Ted Leonsis
President	Ernie Grunfeld
Head Coach	Flip Saunders
Assistant Coaches	Randy Wittman, Don Zierden Sam Cassell, Wes Unseld, Jr.
Head Athletic Trainer	Eric Waters
Senior Director, Communications	Scott Hall
Director, Basketball Communications	Brian Sereno
Communications Coordinator	Daren Jenkins
Home Court	Verizon Center (20,173, built in 1997)
Team Colors	Blue, Black, Gold
Radio	The Fan (106.7 FM) Dave Johnson, Glenn Consor
TV	Comcast SportsNet (Cable) Steve Buckhantz, Phil Chenier, Chris Miller

2009-2010 Regular Season Stats – Suns vs. Wizards

PLAYER	G-GS	MIN	FG-FGA	PCT	3FG-FGA	PCT	FT-FTA	PCT	OFF	DEF	TOT	AST	PF-DQ	STL	TO	BLK	PTS	AVG	HI
Richardson	2-2	61	19-34	.559	5-11	.455	1-3	.333	2	8	10	4	2-0	1	3	0	44	22.0	22
Stoudemire	2-2	72	17-30	.567	0-0	—	6-9	.667	9	17	26	1	7-0	2	7	1	40	20.0	23
Frye	2-2	64	12-28	.429	7-15	.467	1-3	.333	3	14	17	2	7-0	1	2	1	32	16.0	18
Nash	2-2	64	10-21	.476	1-6	.167	5-5	1.000	1	9	10	32	3-0	0	6	1	26	13.0	15
Dragic	2-0	31	8-13	.615	2-4	.500	3-4	.750	2	5	7	4	8-0	2	1	0	21	10.5	12
Hill	2-2	58	9-17	.529	0-0	—	3-7	.429	4	11	15	5	3-0	0	2	0	21	10.5	13
Barbosa	1-0	18	4-7	.571	1-3	.333	0-0	—	0	0	0	4	2-0	0	1	0	9	9.0	9
Tucker	1-0	12	2-6	.333	0-2	.000	3-4	.750	1	0	1	0	1-0	0	1	0	7	7.0	7
Lopez	1-0	12	2-4	.500	0-0	—	1-2	.500	1	2	3	0	2-0	1	2	0	5	5.0	5
Dudley	2-0	41	3-9	.333	3-6	.500	0-0	—	1	3	4	2	2-0	2	3	0	9	4.5	6
Amundson	2-0	33	4-9	.444	0-0	—	0-0	—	2	7	9	0	4-0	0	3	2	8	4.0	8
Clark	2-0	14	0-3	.000	0-0	—	1-2	.500	0	1	1	1	0-0	1	1	0	1	0.5	1
SUNS	2	480	90-181	.497	19-47	.404	24-39	.615	26	77	103	55	41-0	10	34	5	223	111.5	121

PLAYER	G-GS	MIN	FG-FGA	PCT	3FG-FGA	PCT	FT-FTA	PCT	OFF	DEF	TOT	AST	PF-DQ	STL	TO	BLK	PTS	AVG	HI
Arenas	2-2	60	13-43	.302	5-11	.455	11-13	.846	2	8	10	9	9-0	2	6	1	42	21.0	22
Young	1-0	28	6-9	.667	2-3	.667	6-6	1.000	0	5	5	1	4-0	0	0	1	20	20.0	20
Jamison	1-1	29	7-15	.467	1-4	.250	0-0	—	1	3	4	0	1-0	0	0	0	15	15.0	15
Butler	2-2	70	11-29	.379	1-4	.250	6-10	.600	1	9	10	4	4-0	5	5	0	29	14.5	19
Foye	2-1	55	8-21	.381	2-9	.222	11-11	1.000	0	5	5	5	6-0	2	4	1	29	14.5	16
Blatche	2-0	55	12-24	.500	1-2	.500	2-2	1.000	7	7	14	1	6-0	0	6	4	27	13.5	20
Haywood	2-2	58	5-10	.500	0-0	—	3-9	.333	10	6	16	1	4-0	0	2	8	13	6.5	10
McGee	1-0	19	1-5	.200	0-0	—	0-2	.000	1	2	3	0	0-0	1	0	2	2	2.0	2
Stevenson	2-1	36	2-9	.222	0-3	.000	0-0	—	0	8	8	1	4-0	2	3	0	4	2.0	4
Boykins	1-0	14	0-4	.000	0-1	.000	1-1	1.000	0	0	0	2	0-0	0	0	0	1	1.0	1
McGuire	2-0	30	1-5	.200	0-0	—	0-0	—	3	3	6	0	1-0	2	1	0	2	1.0	2
Oberto	1-1	26	0-1	.000	0-0	—	1-2	.500	2	3	5	5	2-0	2	2	0	1	1.0	1
WIZARDS	2	480	66-175	.377	12-37	.324	41-56	.732	27	59	86	29	41-0	16	31	17	185	92.5	95

Series Scores & Summary

Date	Site	Final	%	Date	Site	Final	%	Date	Site	Final	%	Date	Site	Final	%	Date	Site	Final	%
10/20/68	Phx	122-134	L	11/17/72	Bal	106-117	L	12/9/78	Was	98-101	L	1/2/89	Was	125-122	W	3/20/01	Phx	105-91	W
11/29/68	Bal	106-124	L	11/17/72	Phx	85-94	L	12/20/78	Phx	129-137	L	11/18/89	Phx	118-107	W	1/26/02	Was	102-112	L
12/1/68	Bal	117-131	L	2/21/73	Bal	107-98	W	1/5/79	Was	94-104	L	3/7/90	Was	113-111	W	2/15/02	Phx	96-97	L
1/11/69	Phx	107-118	L	11/4/73	Cap	99-102	L	2/15/79	Was	119-108	W	1/15/91	Was	127-97	W	1/27/03	Was	93-98	L
2/20/69	Bal	121-140	L	12/7/73	Phx	114-92	W	12/11/79	Was	123-99	W	3/8/91	Was	117-91	W	1/30/04	Was	109-83	W
3/10/69	Phx	121-140	L	1/27/74	Phx	127-107	W	2/15/80	Phx	116-104	W	1/25/92	Was	121-115	W	3/29/04	Phx	101-95	W
3/19/69	Bal	118-133	L	2/6/74	Cap	101-109	L	2/28/81	Was	98-108	L	1/25/92	Phx	124-98	W	12/18/04	Phx	101-96	W
11/21/69	Bal	116-126	L	11/2/74	Was	94-108	L	2/8/81*	Phx	113-107	W	1/12/92	Was	125-115	W	1/15/05	Was	103-108	L
11/25/69	Phx	124-134	L	1/8/75	Phx	95-102	L	12/12/81	Was	98-105	L	1/22/93	Was	122-115	W	12/23/05	Phx	111-112	L
11/26/69	Bal	137-107	W	2/4/75	Phx	90-89	W	3/9/82	Was	103-106	W	12/9/93	Phx	114-95	W	12/28/06*	Was	104-99	W
1/15/70	Phx	124-115	W	2/19/75	Was	97-120	L	11/24/82	Phx	82-88	L	3/9/94	Was	142-106	W	12/28/06*	Was	104-99	W
1/18/70	Phx	134-133	W	12/5/75	Phx	87-92	L	1/29/83	Was	82-88	L	12/6/94*	Phx	ppd		12/28/06*	Was	104-99	W
10/31/70	Bal	103-106	L	1/1/76	Was	103-114	L	1/15/84	Phx	110-101	W	12/19/94	Phx	113-102	W	1/23/07	Was	127-105	W
11/20/70	Bal	110-121	L	1/24/76	Phx	84-100	L	3/16/84*	Was	110-109	W	4/6/95	Was	127-123	W	12/7/07	Was	127-107	W
1/16/71	Phx	117-100	W	2/28/76	Was	89-92	L	12/13/84	Phx	116-86	W	12/20/95*	Phx	106-104	W	2/10/08	Phx	108-107	W
2/9/71	Bal	120-115	W	1/1/77	Phx	104-98	W	12/16/85*	Was	105-110	L	2/4/96*	Was	123-115	W	1/26/09	Was	103-87	W
3/7/71	Phx	108-117	L	1/17/77	Was	89-99	L	1/8/86	Was	109-97	W	12/18/96	Phx	114-107	W	3/21/09	Phx	128-96	W
10/30/71	Bal	94-101	L	2/10/77	Phx	103-109	L	1/23/86	Was	112-114	L	1/8/97*	Was	113-115	L	11/8/09	Was	102-90	W
1/9/72	Col. Park	103-109	L	3/6/77*	Was	110-118	L	2/16/87	Phx	110-124	L	3/2/98	Was	99-109	L	12/19/09	Phx	121-95	W
1/16/72	Phx	104-107	L	11/4/77	Was	96-113	L	2/16/87	Phx	110-124	L	3/2/98	Phx	99-85	W				
2/10/72	Phx	131-98	W	1/22/78	Phx	114-101	W	2/27/88	Phx	106-116	L	12/9/99	Phx	99-85	W				
3/1/72	Phx	90-95	L	2/12/78	Phx	121-109	W	3/9/88	Was	111-115	L	2/24/00	Was	92-83	W				
10/15/72	Phx	107-98	W	2/24/78*	Was	120-121	L	12/6/88	Phx	130-92	W	1/27/01	Was	82-89	L				

*Overtime

Baltimore Bullets

% Capital Bullets

+postponed due to condensation on court, made up 4/6/95

Suns Players Career Statistics vs. Wizards

PLAYER	G-GS	MIN	FG-FGA	PCT	3FG-FGA	PCT	FT-FTA	PCT	OFF	DEF	TOT	AST	PF-DQ	STL	TO	BLK	PTS	AVG	HI
Childress	14-4	441	52-102	.510	6-13	.462	36-44	.818	35	53	88	25	35-2	12	26	4	146	10.4	17
Clark	2-0	14	0-3	.000	0-0	—	1-2	.500	0	1	1	0-0	1	1	0	1	0.5	1	
Dragic	3-0	50	11-18	.611	2-4	.500	5-6	.833	2	7	9	8	10-0	2	1	0	29	9.7	12
Dudley	7-1	124	7-23	.304	4-8	.500	8-10	.800	5	12	17	12	11-0	6	6	0	26	9.7	11
Frye	11-6	253	50-107	.467	9-19	.474	13-17	.765	23	43	66	10	29-0	6	18	8	122	11.1	30
Hill	39-39	1388	294-553	.532	7-24	.292	206-284	.725	37	222	259	180	86-1	48	98	26	801	20.5	46
Jones	4-0	37	2-5	.400	0-0	—	6-8	.750	8	6	14	1	7-0	0	2	2	10	2.5	6
Lopez	2-0	18	4-8	.500	0-0	—	2-3	.667	2	2	4	0	2-0	1	2	1	10	5.0	5
Nash	23-21	757	124-266	.466	34-87	.391	72-81	.889	9	66	75	226	42-0	11	69	2	354	15.4	42
Richardson	20-20	698	166-320	.519	52-119	.437	38-55	.691	29	79	108	57	48-1	29	40	12	422	21.1	35
Turkoglu	29-20	884	144-321	.449	47-114	.412	78-96	.813	31	112	143	83	92-1	24	48	8	413	14.2	39
Warrick	12-1	259	36-75	.480	0-2	.000	45-53	.849	14	32	46	7	27-0	3	18	6	117	9.8	20

Series Highlights & Top Performances

The Suns swept the series for the third consecutive season in 2009-10 and have won 32 of the last 42 meetings in the series, including 18 of the last 21 games at home... December 22, 2006, **Gilbert Arenas** scored a USAC-record 54 points and led the Wizards to a 144-139 overtime win to snap the Suns' then franchise-record 15-game win streak – the Suns had arrived home just hours before tip off after two snow bound days in Denver... In his final appearance in the Valley, **Michael Jordan** scored 14 points on March 21, 2003 in the Suns' 109-83 victory... February 15, 2002, Jordan hit a jumper with :00.2 left to give Washington a 97-96 win in Phoenix... **Tom Chambers** scored a Suns series-high 44 points on March 7, 1990... November 29, 1968 in Baltimore, **Bullet Wes Unseld** grabbed a series-high 26 rebounds... February 8, 1981 in Phoenix, **Bullet Kevin Porter** dished a series-high 17 assists... December 9, 1993 in Phoenix, **Kevin Johnson** picked a series-best 10 steals... **Manute Bol**, standing 7-7, blocked a series-high 10 shots January 8, 1986.

By The Numbers:

Suns vs. Washington 2009-2010: 2-0

11/8/09 at Washington: Suns 102, Wizards 90

12/19/09 at Phoenix: Suns 121, Wizards 95

All-Time Series Results:

Suns vs. Wizards at Phoenix: 35-20

Suns vs. Wizards on road: 20-35

Suns vs. Wizards overall: 55-55

Suns largest margin of victory: 38 (130-92, 12/6/88)

Suns high point total: 142 (3/9/94)

Suns low point total: 82 (1/29/83, 1/27/01)

Wizards largest margin of victory: 23 (120-97, 2/19/75)

Wizards high point total: 144 (12/22/06*)

Wizards low point total: 83 (2/24/00; 3/21/03)

	HOME	AWAY
Suns last win:	12/19/09 (121-95)	11/8/09 (102-90)
Suns last loss:	12/22/06 (144-139*)	1/15/05 (108-103)
Streaks:	Won three	Won five

Community Outreach

NBA Cares

Community outreach is integral to the Phoenix Suns mission. Last year, the Suns:

- Renovated a reading and learning center
- Refurbished two basketball courts
- Donated over 40,000 pounds of food to local agencies to feed the hungry
- Provided holiday gifts to children at St. Joseph's Hospital and Medical Center
- Totaled over 8,000 volunteer hours throughout the Valley to assist non-profits
- Over 18,000 kids play basketball through the Jr. Suns/Jr. Mercury basketball program

EDUCATION

Live, Learn and Play Projects

The cornerstone of the Suns' projects is based off the principles of: building places to live, creating places to play and renovating places to learn. Throughout the season, the Suns touch thousands of people through these projects. In addition, Suns players and The Gorilla support these programs through various appearances at each. Other components of the program include book drives, essay contests, and television and radio public service announcements.

Suns/Diamondbacks Education Academy

The problem of high school dropouts is startling. In 2009-10, 5.1% of Arizona's high school students dropped out, including 4,500 dropouts from the Phoenix Union High School District alone...one of the highest dropout rates in the country.

The Suns are proud to be part of a unique solution addressing the dropout problem. In partnership with Communities in Schools of Arizona, the Suns/Diamondbacks Education Academy provides educational opportunities to high-risk students ages 16-21 who have out-aged high school. The academy does so by addressing their needs through individualized programs that are motivational and are offered at times that meet their schedules. Although PUHSD, the largest district in the Valley, is the educational partner in this project, students from throughout metro Phoenix are eligible to attend the Academy. Throughout the year, Suns and Diamondbacks employees visit the school to encourage students and reward their accomplishments.

Quest for Quality

The Suns donate thousands of complimentary tickets to schools and charity organizations each season. Through the Quest for Quality program, sponsored by APS, Arizona schools apply for an allotment of tickets to be used as student rewards for exemplary behavior and achievement. Two students from each school are selected to have his/her picture taken with a Suns player on the court at halftime, and every student receives a certificate of achievement.

COMMITMENT TO COMMUNITY

Jr. Suns/Jr. Mercury Youth Basketball Leagues

Jr. Suns/Jr. Mercury Youth Basketball Leagues provide kids with the opportunity to learn what it takes to win... both on and off the court. Kids of all skill levels can participate in leagues that run throughout the year and even have a chance to scrimmage in front of the home crowd at US Airways Center. Special visits by Suns and Mercury players, coaches and alumni provide added motivation for the kids. By showing kids that a winning attitude goes a long way, Jr. Suns/Jr. Mercury provides boys and girls ages 6-18 a chance to learn the important lessons of life, the value of a good education, good sportsmanship and giving back to the community. The program is sponsored by Blue Cross Blue Shield of Arizona, Dick's Sporting Goods and Gatorade.

Suns Nite Hoops

Suns Nite Hoops is an educational, job placement and recreational program for young adults. This free organized basketball league offers men ages 18-25 a positive alternative to drugs, gangs and violence. Though the hoops are the big draw, participants are required to attend a 45-minute educational workshop prior to each game. There they meet with professional facilitators to discuss important issues such as improving their education and learning personal development skills. Suns Nite Hoops also provides two case managers who work one-on-one with each participant as they work toward specific, personal goals. The success of the program has helped young men change their lives and become productive members of the community.

Wheelchair Suns Basketball

The Arizona Spinal Cord Injury Association, the Paralyzed Veterans Association and the Suns, the Wheelchair Suns compete in the National Wheelchair Basketball Association. The team has been nationally-ranked in the past and also assist in the community. For younger students, the team presents, "It's OK To Be Different," a look at what makes us unique. For high school students, the team presents a safe driving campaign that includes public service announcements and school assemblies. These sessions include a personal story from a team member who tells how he was injured in a car accident and what could be done to prevent such accidents.

Suns Alumni Summer Youth Basketball Camps

This summer the Phoenix Suns will host more than 1,500 Valley youth as they head to Grand Canyon University to participate in the Suns Alumni Summer Youth Basketball Camps. Suns legends Connie Hawkins, Mark West, John Shumate, Alvan Adams, Tim Kempton and Suns broadcaster Tom Leander manage the camps. With assistance from the Parks and Recreation Department of the City of Phoenix, the Suns invite kids ages 6-15 living in urban areas to attend the daily activities. The free camps include basketball drills and games, special appearances and presentations, and each child leaves with a memento of their day with the Suns.



Community Appearances

Meeting a Phoenix Suns player can be a significant experience in the life of a child... or any fan! Suns players, coaches and alumni make appearances year-round, allowing the Suns to support hundreds of community organizations in a unique way. Appearances at schools, hospitals, parks, stores, basketball camps and community events help many other organizations raise funds and build community awareness for their cause.

And the ever-entertaining Gorilla, now a member of the Mascot Hall of Fame, makes friends throughout the state on more than 250 community appearances annually. Many times, he is joined by the Phoenix Suns Entertainment Team, which includes Suns dancers, Verve Sol Patrol and the Suns Toyota Tundra.

Donations

The Phoenix Suns support hundreds of non-profit and educational organizations each year with donations of cash, merchandise, and autographed items. Thanks to Phoenix Suns players who purchase blocks of tickets to each game, many kids have the chance to see a Suns game live for the very first time. And through Suns Charity Seats, season ticket holders may donate unused seats, which are then donated to non-profit organizations that assist the needs of children.

Through the APS Powers Players program, the Suns renovate old basketball courts. A dedication ceremony features player and alumni clinics for kids who will use the court. In the past five years, the Suns have renovated more than 50 courts statewide.

Volunteer Efforts

As a community leader, the Phoenix Suns franchise takes the position of role model very seriously. That's why we are a major contributor to the United Way and the United Way Day of Caring. In addition, Phoenix Suns employees serve on numerous community boards and committees, leading a wide variety of charitable efforts throughout the community and state.

Environmental Leaders

Suns Legacy Partners is committed to becoming conscious and educated about sustainable and environmentally friendly initiatives in order to institute positive change within our organization. Furthermore, by implementing these practices, we hope that others will conform to also make changes for the better of the environment.

PHOENIX SUNS CHARITIES

Phoenix Suns Charities uses the unique resources of the Suns organization to raise funds that will address the needs of children and families in Arizona. Since its creation in 1989, the foundation has raised over \$10 million through special events, sponsor programs and sports memorabilia auctions.

Annually, Suns Charities grants serve over 120 non-profit organizations that focus on children and youth in the areas of education, health and human services, the arts, as well as sports, recreation and rehabilitation. In 2008, Suns Charities grants topped the one million dollar mark for the first time. The foundation also sponsors the SunStudent Scholarship Program, which awards \$35,000 in scholarships to Arizona High School seniors who have made a significant commitment to community service. In this way, Phoenix Suns Charities is helping to nurture the next generation of community volunteers.

Investing in the community is important to the Phoenix Suns. In fact, the combined value of Suns grants, donations, scholarships, merchandise, tickets and memorabilia now exceeds \$1 million annually.

Questions or comments regarding Phoenix Suns Charities should be directed to Kathy Pidgeon, executive director, at (602) 379-7900 or kpidgeon@suns.com.

NBA Community Outreach

NBA CARES


NBA Cares is the league's global social responsibility program that builds on the NBA's long tradition of addressing important social issues. The NBA and its teams and players support a wide range of initiatives, partners, and programs that strive to positively impact children and families around the world.

As part of the league's mission to demonstrate leadership in social responsibility, NBA Cares reaches communities using philanthropy, hands-on service, and creating legacy projects. Since the program's October 2005 launch, the league, its players, and its teams have donated more than \$140 million to charity, provided more than 1.1 million hours of hands-on service, and created more than 500 places where kids and families can live, learn, or play.

NBA Cares reaches millions of children and adults through specialized programs – including NBA FIT and Basketball without Borders – that support education, youth and family development, and health and wellness. The league and its teams and players also promote environmental awareness and sustainability through NBA Green. During annual high-profile league events, including NBA All-Star, The Finals, and international preseason games, NBA Cares initiates community outreach efforts to tap into the power of sport for positive social change.

Thanks to strong partnerships with internationally recognized community organizations – including KaBOOM!, Special Olympics, Boys & Girls Clubs of America, UNICEF, the Make-A-Wish Foundation, the Global Business Coalition on HIV/AIDS, Malaria and Tuberculosis, and the UN Foundation – NBA Cares makes a positive and lasting impact in communities around the world.

For more information about the NBA's latest community outreach efforts, please log on to: www.nba.com/cares.



U·S Airways Center

From its planning inception in 1988 and eventual opening in June of 1992, US Airways Center (formerly America West Arena, as of January 6, 2006) was the benchmark for other cities and other sports facilities. Its design boasted innovations that had not been seen in arenas of its day including multi-story suite levels, attached premium parking facilities, and integrated team practice facility. Both public and private critics saw US Airways Center as a catalytic project capable of stimulating urban growth.

In its first full year of operation, the arena received every award a new venue of its kind was afforded, including *Best New Concert Venue* by Performance Magazine and *Best NBA Facility* by acclaim of those who know best, the players themselves.

Through the course of the 90's, new facilities around the country followed the example of US Airways Center and new projects sprung up in nearly all the major western state metropolitan areas: Denver, Portland, Seattle, Salt Lake City and in 1999, Los Angeles and Dallas with dramatic new STAPLES Center and American Airlines Center. Technology changed, entertainment options proliferated and the city's emerging new downtown continued to evolve in positive ways.

The US Airways Center completed a major \$70 million expansion and improvement project in 2004. Gone is the block exterior, replaced with soaring glass walls. The outdoor ticket office is now enclosed inside the new 14,000 square foot Casino Arizona Pavilion, serving as a grand entrance highlighted by a 12 x 20 foot video wall. On the east side, the Bud Light Paseo is a flexible outdoor entertainment venue covered by a football field-length canopy featuring state-of-the-art sound and video projection systems, as well as the stylish Bud Light bar area and facilities that double as television studio facilities for Suns telecasts and a performance stage for music events. Other improvements include new technology installed in the bowl including a 900-foot LED ribbon, a center-hung scoreboard with HDTV screens, a new sound system, a new Courtside Club, Toyota Club and Verve Energy Lounge nightclub, and the APS Gorilla Greenhouse, a 7,000 square foot family friendly active home to the Phoenix Suns Gorilla. At street level the US Airways Center now features a Starbucks, an expanded Team Shop and the Toyota Club.

Management: Sports and Entertainment Services

Parking: 900-space attached garage;
1,500-space garage next door

Suites: 87 luxury suites and six party
suites on two mid-level concourses

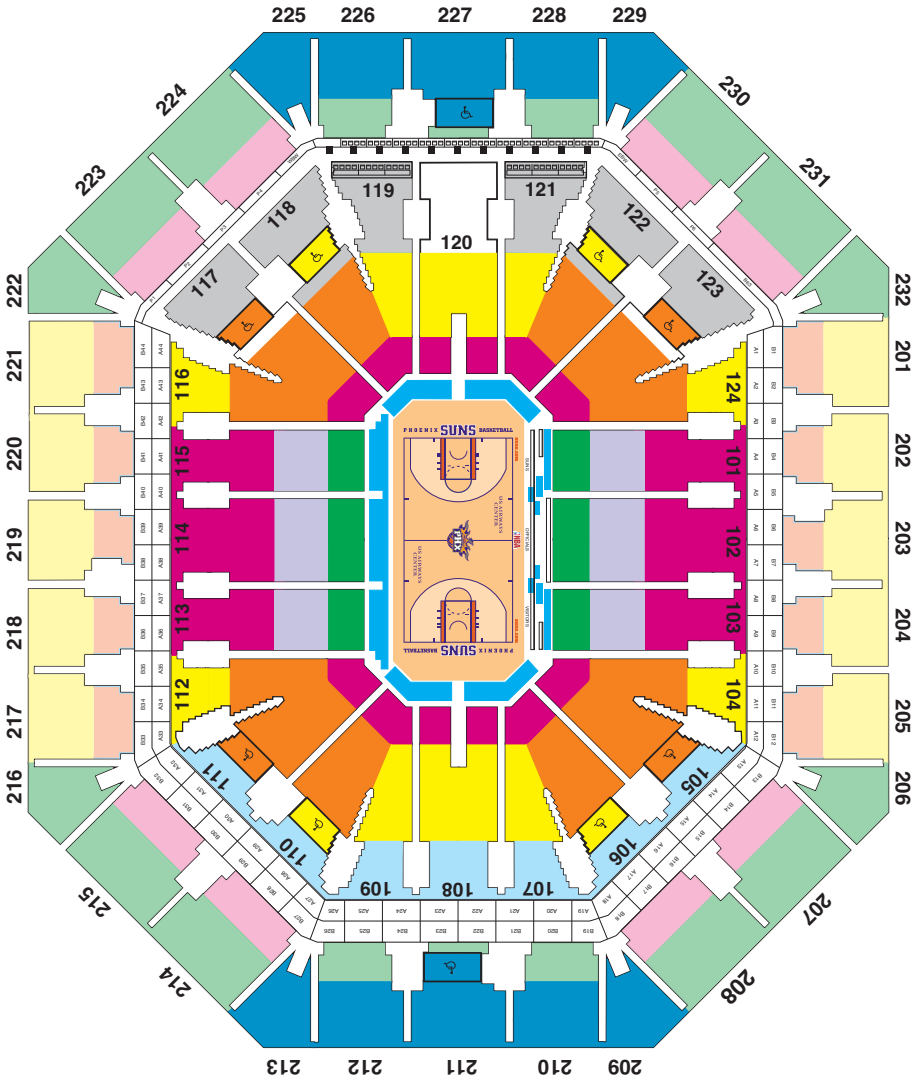
Accessible Seating: Available on all levels

Media Entrance: NE (located on Jefferson St.)





US Airways Center



Seating: 18,422 for basketball

The Bald...



**Curb your
Enthusiasm**

11⁰⁰ PM



WEEKNIGHTS

entourage

11³⁰ PM

...& The Beautiful

2010-11
PHOENIX SUNS
MEDIA GUIDE



SUNS.COM